



Security Target Lite

for the Morpho JC ePassport, version 3.0.1 (BAC)

a Product of Morpho bv

Version: v1.0.0
Date: 2011-06-30
Doc. ID Security Target for the Morpho JC ePassport 3.0.1 (BAC)
File Name: 8929-8138-112 Morpho JC ePassport 3.0.1-J3A081R3 - ASE-Lite BAC
V1.0.0.doc
Author(s): Morpho B.V.
Certif. ID: BSI-DSZ-CC-0748

Table of Contents

1 ST Introduction	4
1.1 ST Reference	4
1.2 TOE Reference	4
1.3 TOE Overview	5
1.4 TOE Description	8
1.4.1 TOE usage and security features for operational use	9
1.4.2 TOE life cycle	10
2 Conformance Claims	15
2.1 CC Conformance Claim	15
2.2 PP Claim / Package Claim	15
3 Security Problem Definition	16
3.1 Introduction	16
3.1.1 Assets	16
3.1.2 Subjects	17
3.2 Assumptions	18
3.3 Threats	20
3.3.1 Threats to be averted by the TOE and its environment	20
3.4 Organizational Security Policies	23
4 Security Objectives	25
4.1 Security Objectives for the TOE	25
4.2 Security Objectives for the Operational Environment	28
5 Extended Components Definition	31
5.1 Definition of the Family FAU_SAS	31
5.2 Definition of the Family FCS_RND	32
5.3 Definition of the Family FMT_LIM	33
5.4 Definition of the Family FPT_EMSEC	34
6 Security Requirements	36
6.1 Security Functional Requirements for the TOE	37
6.1.1 Class FAU Security Audit	37
6.1.2 Class Cryptographic Support (FCS)	37
6.1.3 Class FIA Identification and Authentication	41
6.1.4 Class FDP User Data Protection	45
6.1.5 Class FMT Security Management	48
6.1.6 Protection of the Security Functions	52
6.2 Security Assurance Requirements for the TOE	54
7 TOE Summary Specification	57
8 Annex	62
8.1 Glossary	62
8.2 Abbreviations	67
8.3 References	68

Document Revision History

Version	Date	Author	Description
1.0.0.	2011-06-30	Morpho B.V.	Public release

1 ST Introduction

The aim of this document is to describe the Security Target for the Machine Readable Travel Document (MRTD) with the ICAO application and Basic Access Control on the NXP J3A081 REV3 Java Card Platform.

The Security Target (ST) defines the security objectives and requirements for the contactless chip of machine readable travel documents (MRTD) based on the requirements and recommendations of the International Civil Aviation Organization (ICAO). It addresses the advanced security method Basic Access Control in the 'ICAO Doc 9303' [9303].

1.1 ST Reference

Title:	Security Target Lite for the Morpho JC ePassport 3.0.1 (BAC)
Version Number:	v1.0.0
Document Reference:	8929-8138-112 Morpho JC ePassport ASE
CC version:	3.1 Revision 3
Provided by:	Morpho B.V.
Evaluation body:	TÜV Informationstechnik GmbH (TÜViT)
Certification body:	Bundesamt für Sicherheit in der Informationstechnik (BSI)
Evaluation assurance level:	EAL4 augmented with ALC_DVS.2.

1.2 TOE Reference

TOE Name:	Morpho JC ePassport
TOE Version:	3.0.1
Developer:	Morpho B.V.
TOE identification:	Morpho JC ePassport
Certification ID:	BSI-DSZ-CC-0748
Product type / platform	Machine Readable Travel Document (MRTD) with the ICAO application and Extended Access Control on the NXP J3A081 REV3 Secure Smart Card Controller (BSI-DSZ-CC-0675-2011)
TOE hardware	NXP P5CD081V1A (certificate BSI-DSZ-CC-0555-2009) and the crypto libraries in the hardware have been certified by BSI (certificate BSI-DSZ-CC-0633)

Application note: This Security Target defines the security objectives and requirements for the TOE, the Morpho JC ePassport, only as an ePassport with Basic Access Control (BAC). All further security functionality of the TOE, i.e. the Extended Access Control functionality is not covered by this evaluation. It was evaluated and certified separately (see BSI-DSZ-CC-0747).

1.3 TOE Overview

TOE definition

The Target of Evaluation (TOE) is the contactless integrated circuit chip of machine readable travel documents (MRTD's chip) programmed according to the Logical Data Structure (LDS) and providing the Basic Access Control according to the ICAO document [9303].

The TOE (Morpho JC ePassport) comprises of

- the NXP J3A081 REV3 Secure Smartcard Controller , comprising of
 - the circuitry of the MRTD's chip (the NXP P5CD081V1A integrated circuit, IC) with hardware for the contactless interface, e.g. antennae, capacitors;
 - the IC Dedicated Software with the parts IC Dedicated Test Software and IC Dedicated Support Software;
 - the IC Embedded Software (operating system): JCOP v2.4.1;
- the MRTD application: Morpho JC ePassport Applet version 0.6.7.201;
- the associated guidance documentation.

For this TOE, only one application will be present on the IC, namely the MRTD Application. The TOE utilizes the evaluation of the underlying platform, which includes the NXP chip, the IC Dedicated Software, and the JCOP v2.4.1 (certification BSI-DSZ-CC-0675-2011). The hardware platform NXP P5CD081V1A is certified by BSI (BSI-DSZ-CC-0555-2009) and the crypto libraries in the hardware are certified by BSI (BSI-DSZ-CC-0633).

TOE usage and security features for operational use

A State or organization issues MRTD to be used by the holder for international travel. The traveler presents its MRTD to the inspection system to prove his or her identity. The MRTD in the context of this security target contains:

- i. visual (eye readable) biographical data and portrait of the holder,
- ii. a separate data summary (MRZ data) for visual and machine reading using OCR methods in the Machine readable zone (MRZ) and
- iii. data elements on the MRTD's chip according to the LDS for contactless machine reading.

The authentication of the traveler is based on:

- i. the possession of a valid MRTD personalized for a holder with the claimed identity as given on the biographical data page and
- ii. optional biometrics using the reference data stored in the MRTD.

The issuing State or Organization ensures the authenticity of the data of genuine MRTD's. The receiving State trusts genuine MRTD of issuing State or Organization.

The security functionality of the TOE respectively the Morpho JC ePassport applet will be externally available to the user by APDU commands according to the access conditions specified by the according policies considering the life cycle state, user role and security state.

The following overview shows the security features of the composite TOE.

Authentication mechanisms

The different authentication mechanisms are supported by according APDU commands and parameters using the cryptographic functions provided by the platform.

Authentication by the Basic Access Control Authentication Mechanism using the Document Basic Access Key Derivation Algorithm.

Authentication of the Personalization Agent using the according keys written to the TOE by the Manufacturer during pre-personalization.

Cryptographic functions support

3DES (112 bit keys) for en-/decryption (CBC and ECB) and signature (MAC) generation and verification, all provided by the platform.

SHA-1, SHA-224, and SHA-256 hash algorithm, provided by the platform.

Destruction of cryptographic keys: A special javacard.security method of the JCOP platform is used. The transient keys will be reset by the JCOP platform if a deselect of the DF or a reset occurs in an authenticated phase of the TOE.

Random number generation according to class K3, SOF-high, of AIS 20 [AIS20], provided by the platform.

Protection against interference, logical tampering and bypass

The JCOP platform protects the TOE against malfunctions that are caused by exposure to operating conditions that may cause a malfunction. This includes hardware resets and operation outside the specified norms.

The JCOP platform will provide protection against physical attack and perform self tests as described in [JCOP_ST].

Security domains are supported by the Java Card platform used by the TOE underlying platform JCOP v. 2.4.1.

The Morpho EAC Applet uses transient memory where a hardware reset should revert the Morpho JC ePassport Applet to an unauthenticated state.

Access control / Storage and protection of logical MRTD data

Security attribute based access control. Access control is enforced by the APDU methods as specified in the interface defined in the functional specification.

Authenticity and integrity of data are protected by a digital signature created by the document signer acting for the issuing State or Organization and the security features of the MRTD's chip.

Write-only-once access control is set by the personalization agent and integrity protection by physical means is provided by the platform.

Confidentiality is ensured by the Basic Access Control Mechanism.

Keys: The Morpho EAC Applet only stores keys in Java Card specified Key structures, which are protected by JCOP platform.

Secure Messaging

Secure messaging using Triple-DES in CBC mode as established by the Basic Access Control Mechanism.

Retail MAC is part of every APDU command/response when secure messaging is active for Basic Access Control. Re-authentication is performed by the mandatory MAC in secure messaging.

Security and life cycle management

Initialization and pre-personalization functionality is supported by both the JCOP platform and the Morpho JC ePassport Applet .

Personalization and Configuration of the Morpho JC ePassport Applet is performed using the commands available in the personalization phase.

The **test features** of the JCOP platform are protected by ways described in JCOP platform.

The JCOP platform **protects the TOE against malfunctions** that are caused by exposure to operating conditions that may cause a malfunction.

The **Document Basic Access Keys and the Personalization Agent Keys** are protected from disclosure.

The JCOP platform **protects the TOE against malfunctions** that are caused by exposure to operating conditions that may cause a malfunction.

The **INSTALL for INSTALL** method of the JCOP platform will be used to store the chip identification data.

1.4 TOE Description

The Target of Evaluation (TOE) is the contactless integrated circuit chip of machine readable travel documents (MRTD's chip) programmed according to the Logical Data Structure (LDS) and providing the Basic Access Control according to 'ICAO Doc 9303' [9303].

A schematic overview of the TOE is shown in Figure 1:

- The MRTD's chip circuitry and the IC dedicated software forming the Smart Card Platform (Hardware Platform and Hardware Abstraction Layer);
- The IC embedded software running on the Smart Card Platform consists of
 - Java Card virtual machine, ensuring language-level security;
 - Java Card runtime environment, providing additional security features for Java card technology enabled devices;
 - Java card API, providing access to card's resources for the Applet;
 - Global Platform Card Manager, responsible for management of Applets on the card. For this TOE post issuance loading or deletion of Applets is not allowed;
 - Native Mifare application, for this TOE the Mifare application is disabled
- The Applet Layer is the Morpho EAC Applet.

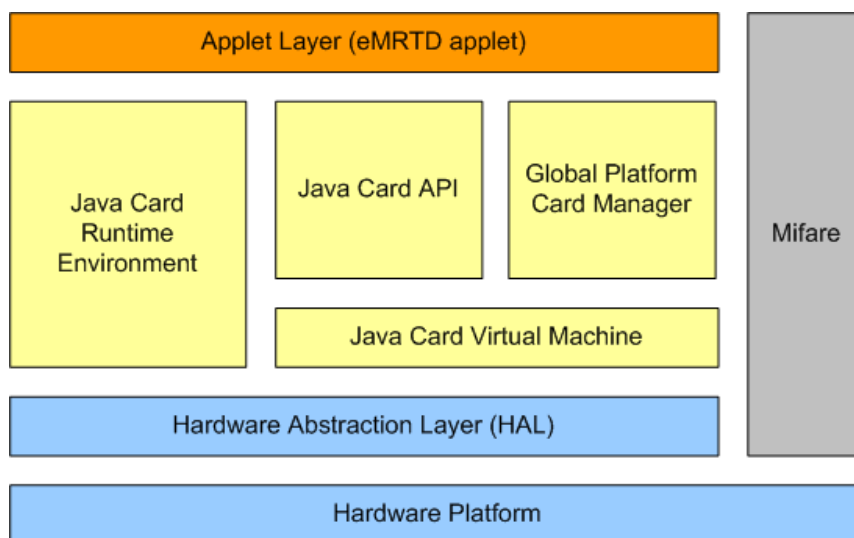


Figure 1: TOE

1.4.1 TOE usage and security features for operational use

For this security target the MRTD is viewed as unit of

- a) the **physical MRTD** as travel document in form of paper, plastic and chip. It presents visual readable data including (but not limited to) personal data of the MRTD holder
 - (1) the biographical data on the biographical data page of the passport book,
 - (2) the printed data in the Machine Readable Zone (MRZ) and
 - (3) the printed portrait.
- b) the **logical MRTD** as data of the MRTD holder stored according to the Logical Data Structure as specified by ICAO in [9303] on the contactless integrated circuit. It presents contactless readable data including (but not limited to) personal data of the MRTD holder
 - (1) the digital Machine Readable Zone Data (digital MRZ data, EF.DG1),
 - (2) the digitized portraits (EF.DG2),
 - (3) the biometric reference data of finger(s) (EF.DG3) or iris image(s) (EF.DG4) or both¹
 - (4) the other data according to LDS (EF.DG5 to EF.DG16) and
 - (5) the Document security object.

The issuing State or Organization implements security features of the MRTD to maintain the authenticity and integrity of the MRTD and their data. The MRTD as the passport book and the MRTD's chip is uniquely identified by the document number.

The physical MRTD is protected by physical security measures (e.g. watermark on paper, security printing), logical (e.g. authentication keys of the MRTD's chip) and organizational security measures (e.g. control of materials, personalization procedures) [SSMR]. These security measures include the binding of the MRTD's chip to the passport book.

The logical MRTD is protected in authenticity and integrity by a digital signature created by the document signer acting for the issuing State or Organization and the security features of the MRTD's chip.

The ICAO defines the baseline security methods Passive Authentication and the optional advanced security methods Basic Access Control to the logical MRTD, Active Authentication of the MRTD's chip, Extended Access Control to and the Data Encryption of sensitive biometrics as optional security measure in the ICAO document [9303]. The Passive Authentication Mechanism and the Data Encryption are performed completely and independently of the TOE by the TOE environment.

¹ These additional biometric reference data are optional. Existing data are protected by means of extended access control.

This security target addresses the protection of the logical MRTD

- i. in integrity by write-only-once access control and by physical means, and
- ii. in confidentiality by the Basic Access Control Mechanism.

This security target does not address the Active Authentication and the Extended Access Control as optional security mechanisms.

The Basic Access Control is a security feature which is mandatory supported by the TOE. The inspection system

- (i) reads optically the MRTD,
- (ii) authenticates itself as inspection system by means of Document Basic Access Keys.

After successful authentication of the inspection system the MRTD's chip provides read access to the logical MRTD by means of private communication (secure messaging) with this inspection system [9303], normative appendix 5.

1.4.2 TOE life cycle

The TOE life cycle is described in terms of its four life cycle phases. (With respect to the [PP_SIC], the TOE life-cycle is additionally subdivided into 7 steps in the PP. These steps are denoted too in the following although the sequence of the steps differs for the TOE life cycle)

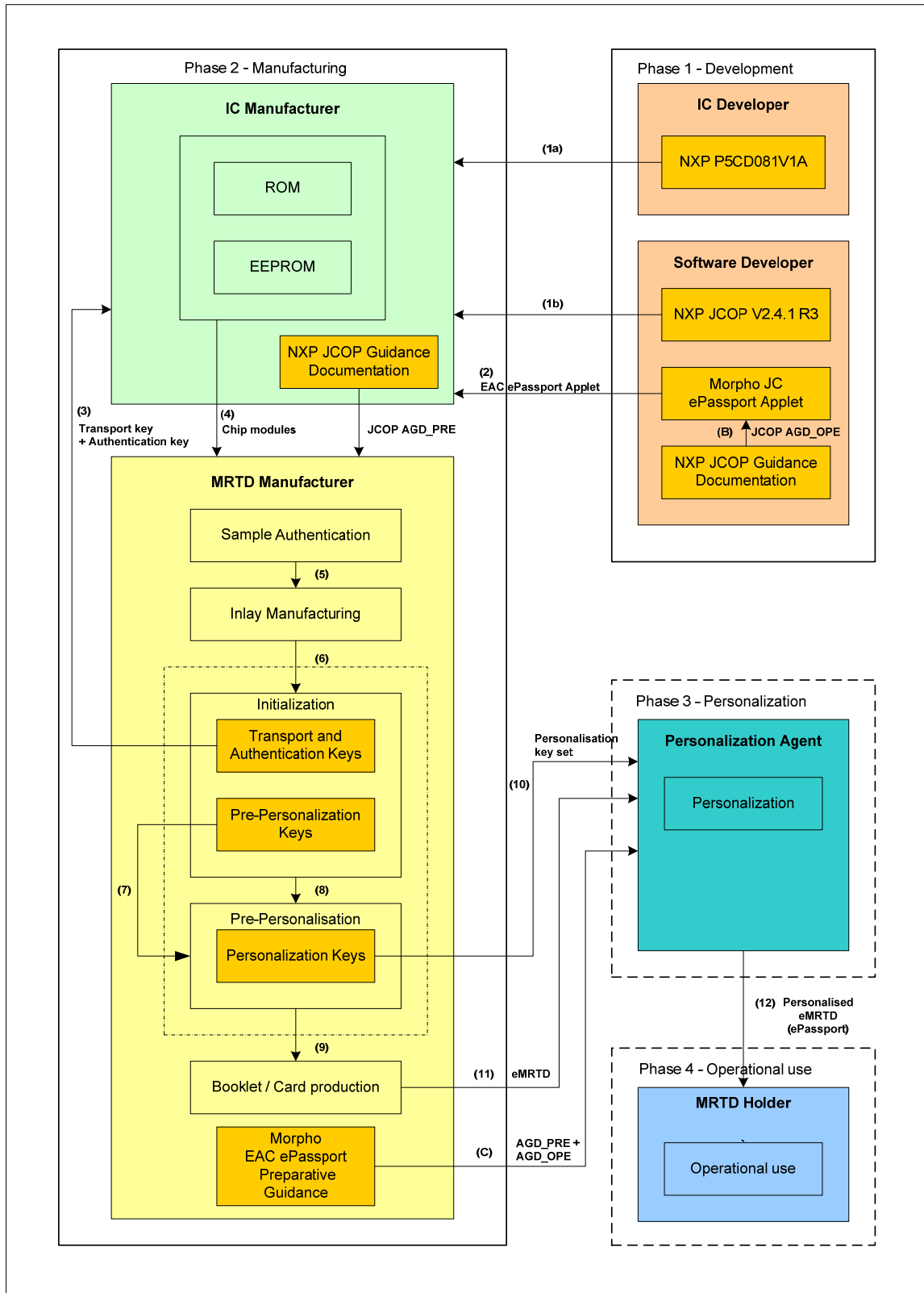


Figure 2: TOE life cycle

1.4.2.1 Phase 1: “Development”

(Step 1) The TOE is developed in phase 1. The IC developer develops the integrated circuit, the IC Dedicated Software and the guidance documentation associated with these TOE components. The IC developer also acts as the developer of the embedded software (operating system) which is the JCOP v.2.4.1 Revision 3 platform.

(Step 2) The software developer uses the guidance documentation for the integrated circuit and the guidance documentation for relevant parts of the IC Embedded Software (operating system) and develops the MRTD application and the guidance documentation associated with this TOE component.

The MRTD application, the Morpho JC ePassport Applet run time code is securely delivered directly from the software developer (Morpho development dept.) to the IC manufacturer (NXP). The applet code will be integrated in the ROM mask code by the IC manufacturer.

1.4.2.2 Phase 2: “Manufacturing”

(Step 3) Both IC manufacturer and MRTD manufacturer are involved in this life-cycle phase. In a first step the TOE integrated circuit is produced containing the MRTD’s chip Dedicated Software and the parts of the MRTD’s chip Embedded Software in the non-volatile nonprogrammable memories (ROM). The IC manufacturer writes the IC Identification Data onto the chip to control the IC as MRTD material during the IC manufacturing and the delivery process to the MRTD manufacturer. The IC is securely delivered from the IC manufacturer to the MRTD manufacturer.

The MRTD manufacturer

- i. adds the parts of the IC Embedded Software in the non-volatile programmable memories (for instance EEPROM) if necessary,
- ii. loads and creates the MRTD application (step 5),
- iii. equips MRTD’s chips with pre-personalization data,
- iv. combines the IC with hardware for the contactless interface in the passport booklet or card (step 4).

For this Security Target the following name mappings to the protection profile [PP_BAC] apply:

- MRTD’s chip Dedicated SW = Low level IC libraries
- MRTD’s chip Embedded Software = JCOP, v2.4.1 Revision 3 operating system.
- MRTD application = an instance of the Morpho JC ePassport Applet
- Pre-personalization Data = Personalization Agent Key Set

The Morpho JC ePassport Applet resides in the ROM area of the NXP P5CD081V1A chip. At this stage the Morpho JC ePassport Applet is not activated (or operational). Both the

underlying platform and the Morpho JC ePassport Applet provide configuration and life-cycle management functions required for TOE preparation. TOE preparation steps are performed in manufacturing phase during initialization and pre-personalization in accordance with the guidance documentation.

As final step in the TOE preparation the Personalization Agent Key Set is installed. The pre-personalized MRTD together with the IC Identifier is securely delivered to the Personalization Agent. The MRTD manufacturer also provides the relevant parts of the guidance documentation to the Personalization Agent.

1.4.2.3 Phase 3: “Personalization of the MRTD”

(Step 6) The personalization of the MRTD includes

- i. the survey of the MRTD holder’s biographical data,
- ii. the enrolment of the MRTD holder biometric reference data (i.e. the digitized portraits and the optional biometric reference data),
- iii. the printing of the visual readable data onto the physical MRTD,
- iv. the writing the TOE User Data and TSF Data into the logical MRTD and
- v. the writing the TSF Data into the logical MRTD and configuration of the TSF if necessary.

The step (iv) is performed by the Personalization Agent and includes but is not limited to the creation of

- i. the digital MRZ data (EF.DG1),
- ii. the digitized portrait (EF.DG2), and
- iii. the document security object.

The signing of the Document security object by the Document signer [9303] finalizes the personalization of the genuine MRTD for the MRTD holder. The personalized MRTD (together with appropriate guidance for TOE use if necessary) is handed over to the MRTD holder for operational use.

This Security Target distinguishes between the Personalization Agent as entity known to the TOE and the Document Signer as entity in the TOE IT environment signing the Document security object as described in [9303]. This approach allows but does not enforce the separation of these roles.

The Personalization Agent authenticates by two 112 bit Triple-DES keys (MAC and ENC) that meet [FIPS46].

1.4.2.4 Phase 4: “Operational Use”

(Step 7) The TOE is used as MRTD’s chip by the traveler and the inspection systems in the “Operational Use” phase. The user data can be read according to the security policy of the Issuing State or Organization and can be used according to the security policy of the Issuing State but they can never be modified.

Non-TOE hardware/software/firmware required by the TOE

There is no explicit non-TOE hardware, software or firmware required by the TOE to perform its claimed security features. The TOE is defined to comprise the chip and the complete operating system and application. Note, the inlay holding the chip as well as the antenna and the booklet (holding the printed MRZ) are needed to represent a complete MRTD, nevertheless these parts are not inevitable for the secure operation of the TOE.

2 Conformance Claims

2.1 CC Conformance Claim

This security target claims to be conformant to the Common Criteria version 3.1, which comprises

- Common Criteria for Information Technology Security Evaluation, Part 1: Introduction and General Model; Version 3.1, Revision 3, July 2009 [CC-1]
- Common Criteria for Information Technology Security Evaluation, Part 2: Security Functional Requirements; Version 3.1, Revision 3, July 2009 [CC-2]
- Common Criteria for Information Technology Security Evaluation, Part 3: Security Assurance Requirements; Version 3.1, Revision 3, July 2009 [CC-3]

as follows:

- Part 2 extended with
 - FAU_SAS Audit data storage
 - FCS_RND Generation of random numbers
 - FMT_LIM Limited capabilities and availability
 - FPT_EMSEC TOE emanation
- Part 3 conformant

Common Methodology for Information Technology Security Evaluation (CEM), Evaluation Methodology; Version 3.1, Revision 3, July 2009 [CEM] has been taken into account.

2.2 PP Claim / Package Claim

This security target claims strict conformance to the

Common Criteria Protection Profile - Machine Readable Travel Document with „ICAO Application“, Basic Access Control, BSI-PP-0055, Version 1.10, 25th March. 2009 [PP_BAC]

This ST is package conformant to EAL4 augmented with ALC_DVS.2 defined in CC part 3 [CC-3].

3 Security Problem Definition

3.1 Introduction

3.1.1 Assets

The assets to be protected by the TOE include the User Data on the MRTD's chip.

Logical MRTD Data

The logical MRTD data consists of the EF.COM and the data groups DG1 to DG16 (with different security needs) and the Document security object EF.SOD according to LDS [9303]. These data are user data of the TOE. The EF.COM lists the existing elementary files (EF) with the user data. The EF.DG1 to EF.DG13 and EF.DG16 contain personal data of the MRTD holder. The Active Authentication Public Key (EF.DG15) is used by the inspection system for Active Authentication of the chip (optional). The Chip Authentication Public Key (EF.DG14) is used by the inspection system for the Chip Authentication. The EF.SOD is used by the inspection system for Passive Authentication of the logical MRTD.

Due to interoperability reasons as the 'ICAO Doc 9303' [9303] the TOE described in this security target specifies only the BAC mechanisms with resistance against enhanced basic attack potential granting access to:

- Logical MRTD standard User Data (i.e. Personal Data) of the MRTD holder (EF.DG1, EF.DG2, EF.DG5 to EF.DG13, EF.DG16)
- Chip Authentication Public Key in EF.DG14
- Active Authentication Public Key in EF.DG15
- Document Security Object (SOD) in EF.SOD
- Common data in EF.COM

The TOE prevents access to sensitive User Data

- Sensitive biometric reference data (EF.DG3, EF.DG4)

A sensitive asset is the following more general one.

Authenticity of the MRTD's chip

The authenticity of the MRTD's chip personalized by the issuing State or Organization for the MRTD holder is used by the traveler to proof his possession of a genuine MRTD.

3.1.2 Subjects

This security target considers the following subjects:

Manufacturer

The generic term for the IC Manufacturer producing the integrated circuit and the MRTD Manufacturer completing the IC to the MRTD's chip. The Manufacturer is the default user of the TOE during the Phase 2 Manufacturing. The TOE does not distinguish between the users IC Manufacturer and MRTD Manufacturer using this role Manufacturer.

Personalization Agent

The agent is acting on the behalf of the issuing State or Organization to personalize the MRTD for the holder by some or all of the following activities

- i. establishing the identity the holder for the biographic data in the MRTD,
- ii. enrolling the biometric reference data of the MRTD holder i.e. the portrait, the encoded finger image(s) and/or the encoded iris image(s)
- iii. writing these data on the physical and logical MRTD for the holder as defined for global, international and national interoperability,
- iv. writing the initial TSF data and
- v. signing the Document Security Object defined in [9303].

Terminal

A terminal is any technical system communicating with the TOE through the contactless interface.

Inspection system

A technical system used by the border control officer of the receiving State

- i. examining an MRTD presented by the traveler and verifying its authenticity and
- ii. verifying the traveler as MRTD holder..

The **Basic Inspection System** (BIS)

- i. contains a terminal for the contactless communication with the MRTD's chip,
- ii. implements the terminals part of the Basic Access Control Mechanism and
- iii. gets the authorization to read the logical MRTD under the Basic Access Control by optical reading the MRTD or other parts of the passport book providing this information.

The **General Inspection System** (GIS) is a Basic Inspection System which implements additional the Chip Authentication Mechanism.

The **Extended Inspection System** (EIS) in addition to the General Inspection System

- i. implements the Terminal Authentication Protocol and
- ii. is authorized by the issuing State or Organization through the Document Verifier of the receiving State to read the sensitive biometric reference data.

The security attributes of the EIS are defined of the Inspection System Certificates.

MRTD Holder

The rightful holder of the MRTD for whom the issuing State or Organization personalized the MRTD.

Traveler

Person presenting the MRTD to the inspection system and claiming the identity of the MRTD holder.

Attacker

A threat agent trying

- i. to identify and to trace the movement the MRTD's chip remotely (i.e. without knowing or optically reading the physical MRTD),
- ii. to read or to manipulate the logical MRTD without authorization, or
- iii. to forge a genuine MRTD.

3.2 Assumptions

The assumptions describe the security aspects of the environment in which the TOE will be used or is intended to be used.

A.MRTD_Manufact MRTD manufacturing on steps 4 to 6

It is assumed that appropriate functionality testing of the MRTD is used. It is assumed that security procedures are used during all manufacturing and test operations to maintain confidentiality and integrity of the MRTD and of its manufacturing and test data (to prevent any possible copy, modification, retention, theft or unauthorized use).

A.MRTD_Delivery MRTD delivery during steps 4 to 6

Procedures shall guarantee the control of the TOE delivery and storage process and conformance to its objectives:

- Procedures shall ensure protection of TOE material/information under delivery and storage.
- Procedures shall ensure that corrective actions are taken in case of improper operation in the delivery process and storage.
- Procedures shall ensure that people dealing with the procedure for delivery have got the required skill.

A.Pers_Agent Personalization of the MRTD's chip

The Personalization Agent ensures the correctness of

- i. the logical MRTD with respect to the MRTD holder,
- ii. the Document Basic Access Keys,
- iii. the Chip Authentication Public Key (EF.DG14) if stored on the MRTD's chip,
- iv. the Active Authentication Public Key (EF.DG15) if stored on the MRTD's chip, and
- v. the Document Signer Public Key Certificate (if stored on the MRTD's chip).

The Personalization Agent signs the Document Security Object. The Personalization Agent bears the Personalization Agent Authentication to authenticate himself to the TOE by symmetric cryptographic mechanisms.

A.Insp_Sys Inspection Systems for global interoperability

The Inspection System is used by the border control officer of the receiving State

- i. examining an MRTD presented by the traveler and verifying its authenticity and
- ii. verifying the traveler as MRTD holder.

The Basic Inspection System for global interoperability

- i. includes the Country Signing Public Key and the Document Signer Public Key of each issuing State or Organization, and
- ii. implements the terminal part of the Basic Access Control [9303].

The Basic Inspection System reads the logical MRTD being under Basic Access Control and performs the Passive Authentication to verify the logical MRTD.

A.BAC-Keys Cryptographic quality of Basic Access Control Keys

The Document Basic Access Control Keys being generated and imported by the issuing State or Organization have to provide sufficient cryptographic strength. As a consequence of the 'ICAO Doc 9303' [9303], the Document Basic Access Control Keys are derived from a defined subset of the individual printed MRZ data. It has to be ensured that these data provide sufficient entropy to withstand any attack based on the decision that the inspection system has to derive Document Access Keys from the printed MRZ data with enhanced basic attack potential.

Application note 9: When assessing the MRZ data resp. the BAC keys entropy potential dependencies between these data (especially single items of the MRZ) have to be considered and taken into account. E.g. there might be a direct dependency between the Document Number when chosen consecutively and the issuing date.

3.3 Threats

This section describes the threats to be averted by the TOE independently or in collaboration with its IT environment. These threats result from the TOE method of use in the operational environment and the assets stored in or protected by the TOE.

3.3.1 Threats to be averted by the TOE and its environment

The TOE in collaboration with its IT environment shall avert the threats as specified below.

T.Chip_ID Identification of MRTD's chip

Adverse action: An attacker trying to trace the movement of the MRTD by identifying remotely the MRTD's chip by establishing or listening to communications through the contactless communication interface.

Threat agent: having enhanced basic attack potential, not knowing the optically readable MRZ data printed on the MRTD data page in advance

Asset: Anonymity of user,

T.Skimming Skimming the logical MRTD

Adverse action: An attacker imitates an inspection system trying to establish a communication to read the logical MRTD or parts of it via the contactless communication channel of the TOE.

Threat agent: having enhanced basic attack potential, not knowing the optically readable MRZ data printed on the MRTD data page in advance

Asset: confidentiality of logical MRTD data

T.Eavesdropping Eavesdropping to the communication between TOE and inspection system

Adverse action: An attacker is listening to an existing communication between the MRTD's chip and an inspection system to gain the logical MRTD or parts of it. The inspection system uses the MRZ data printed on the MRTD data page but the attacker does not know these data in advance.

Threat agent: having enhanced basic attack potential, not knowing the optically readable MRZ data printed on the MRTD data page in advance

Asset: confidentiality of logical MRTD data

T.Forgery Forgery of data on MRTD's chip

Adverse action: An attacker alters fraudulently the complete stored logical MRTD or any part of it including its security related data in order to deceive on an inspection system by means of the changed MRTD holder's identity or biometric reference data.

This threat comprises several attack scenarios of MRTD forgery. The attacker may alter the biographical data on the biographical data page of the passport book, in the printed MRZ and in the digital MRZ to claim another identity of the traveler. The attacker may alter the printed portrait and the digitized portrait to overcome the visual inspection of the inspection officer and the automated biometric authentication mechanism by face recognition. The attacker may alter the biometric reference data to defeat automated biometric authentication mechanism of the inspection system. The attacker may combine data groups of different logical MRTDs to create a new forged MRTD, e.g. the attacker writes the digitized portrait and optional biometric reference finger data read from the logical MRTD of a traveler into another MRTD's chip leaving their digital MRZ unchanged to claim the identity of the holder this MRTD. The attacker may also copy the complete unchanged logical MRTD to another contactless chip.

Threat agent: having enhanced basic attack potential, being in possession of one or more legitimate MRTDs

Asset: authenticity of logical MRTD data,

The TOE shall avert the threats as specified below.

T.Abuse-Func Abuse of Functionality

- Adverse action:** An attacker may use functions of the TOE which shall not be used in “Operational Use” phase in order (i) to manipulate User Data, (ii) to manipulate (explore, bypass, deactivate or change) security features or functions of the TOE or (iii) to disclose or to manipulate TSF Data. This threat addresses the misuse of the functions for the initialization and the personalization in the operational state after delivery to MRTD holder.
- Threat agent:** having enhanced basic attack potential, being in possession of a legitimate MRTD
- Asset:** confidentiality and authenticity of logical MRTD and TSF data, correctness of TSF

T.Information_Leakage Information Leakage from MRTD’s chip

- Adverse action:** An attacker may exploit information which is leaked from the TOE during its usage in order to disclose confidential TSF data. The information leakage may be inherent in the normal operation or caused by the attacker. Leakage may occur through emanations, variations in power consumption, I/O characteristics, clock frequency, or by changes in processing time requirements. This leakage may be interpreted as a covert channel transmission but is more closely related to measurement of operating parameters which may be derived either from measurements of the contactless interface (emanation) or direct measurements (by contact to the chip still available even for a contactless chip) and can then be related to the specific operation being performed. Examples are the Differential Electromagnetic Analysis (DEMA) and the Differential Power Analysis (DPA). Moreover the attacker may try actively to enforce information leakage by fault injection (e.g. Differential Fault Analysis).
- Threat agent:** having enhanced basic attack potential, being in possession of a legitimate MRTD
- Asset:** confidentiality of logical MRTD and TSF data

T.Phys-Tamper Physical Tampering

- Adverse action:** An attacker may perform physical probing of the MRTD’s chip in order (i) to disclose TSF Data, or (ii) to disclose/reconstruct the MRTD’s chip Embedded Software. An attacker may physically modify the MRTD’s chip in order to (i) modify security features or functions of the MRTD’s chip, (ii) modify security functions of the MRTD’s chip Embedded Software, (iii) modify User Data or (iv) to modify TSF data. The physical tampering may be focused directly on the disclosure or manipulation of TOE User Data (e.g. the biometric reference data for the

inspection system) or TSF Data (e.g. authentication key of the MRTD's chip) or indirectly by preparation of the TOE to following attack methods by modification of security features (e.g. to enable information leakage through power analysis). Physical tampering requires direct interaction with the MRTD's chip internals. Techniques commonly employed in IC failure analysis and IC reverse engineering efforts may be used. Before that, the hardware security mechanisms and layout characteristics need to be identified. Determination of software design including treatment of User Data and TSF Data may also be a pre-requisite. The modification may result in the deactivation of a security function. Changes of circuitry or data can be permanent or temporary.

Threat agent: having enhanced basic attack potential, being in possession of a legitimate MRTD

Asset: confidentiality and authenticity of logical MRTD and TSF data, correctness of TSF

T.Malfunction

Malfunction due to Environmental Stress

Adverse action: An attacker may cause a malfunction of TSF or of the MRTD's chip Embedded Software by applying environmental stress in order to (i) deactivate or modify security features or functions of the TOE or (ii) circumvent, deactivate or modify security functions of the MRTD's chip Embedded Software.

This may be achieved e.g. by operating the MRTD's chip outside the normal operating conditions, exploiting errors in the MRTD's chip Embedded Software or misusing administration function. To exploit these vulnerabilities an attacker needs information about the functional operation.

Threat agent: having enhanced basic attack potential, being in possession of a legitimate MRTD

Asset: confidentiality and authenticity of logical MRTD and TSF data, correctness of TSF

3.4 Organizational Security Policies

The TOE shall comply to the following organization security policies (OSP) as security rules, procedures, practices, or guidelines imposed by an organization upon its operations (see CC part 1 [CC-1], sec. 3.2).

P.Manufact **Manufacturing of the MRTD's chip**

The Initialization Data are written by the IC Manufacturer to identify the IC uniquely. The MRTD Manufacturer writes the Pre-personalization Data which contains at least the Personalization Agent Key.

P.Personalization **Personalization of the MRTD by issuing State or Organization only**

The issuing State or Organization guarantees the correctness of the biographical data, the printed portrait and the digitized portrait, the biometric reference data and other data of the logical MRTD with respect to the MRTD holder. The personalization of the MRTD for the holder is performed by an agent authorized by the issuing State or Organization only.

P.Personal_Data **Personal data protection policy**

The biographical data and their summary printed in the MRZ and stored on the MRTD's chip (EF.DG1), the printed portrait and the digitized portrait (EF.DG2), the biometric reference data of finger(s) (EF.DG3), the biometric reference data of iris image(s) (EF.DG4) and data according to LDS (EF.DG5 to EF.DG13, EF.DG16) stored on the MRTD's chip are personal data of the MRTD holder. These data groups are intended to be used only with agreement of the MRTD holder by inspection systems to which the MRTD is presented. The MRTD's chip shall provide the possibility for the Basic Access Control to allow read access to these data only for terminals successfully authenticated based on knowledge of the Document Basic Access Keys as defined in [9303].

4 Security Objectives

This chapter describes the security objectives for the TOE and the security objectives for the TOE environment. The security objectives for the TOE environment are separated into security objectives for the development and production environment and security objectives for the operational environment.

4.1 Security Objectives for the TOE

This section describes the security objectives for the TOE addressing the aspects of identified threats to be countered by the TOE and organizational security policies to be met by the TOE.

OT.AC_Pers **Access Control for Personalization of logical MRTD**

The TOE must ensure that the logical MRTD data in EF.DG1 to EF.DG16, the Document security object according to LDS [9303] and the TSF data can be written by authorized Personalization Agents only. The logical MRTD data in EF.DG1 to EF.DG16 and the TSF data may be written only during and cannot be changed after its personalization. The Document security object can be updated by authorized Personalization Agents if data in the data groups EF.DG3 to EF.DG16 are added. For this TOE the logical MRTD data in EF.DG1 to EF.DG16 and the TSF data may be written only during personalization and cannot be changed or added (filled) afterwards.

OT.Data_Int **Integrity of personal data**

The TOE must ensure the integrity of the logical MRTD stored on the MRTD's chip against physical manipulation and unauthorized writing. The TOE must ensure that the inspection system is able to detect any modification of the transmitted logical MRTD data.

OT.Data_Conf **Confidentiality of personal data**

The TOE must ensure the confidentiality of the logical MRTD data groups EF.DG1 to EF.DG16. Read access to EF.DG1 to EF.DG16 is granted to terminals successfully authenticated as Personalization Agent. Read access to EF.DG1, EF.DG2 and EF.DG5 to EF.DG16 is granted to terminals successfully authenticated as Basic Inspection System. The Basic Inspection System shall authenticate itself by means of the Basic Access Control based on knowledge of the Document Basic Access Key. The TOE must ensure the confidentiality of the logical MRTD data during their transmission to the Basic Inspection System.

Application note: The traveler grants the authorization for reading the personal data in EF.DG1, EF.DG2 and EF.DG5 to EF.DG16 to the inspection system by presenting the MRTD. The MRTD's chip shall provide read access to these data for terminals successfully authenticated by means of the Basic Access Control based on knowledge of the Document Basic Access Keys.

The security objective OT.Data_Conf requires the TOE to ensure the strength of the security function Basic Access Control Authentication. The Document Basic Access Keys are derived from the MRZ data defined by the TOE environment and are loaded into the TOE by the Personalization Agent. Therefore the sufficient quality of these keys has to result from the MRZ data's entropy. Any attack based on decision of the 'ICAO Doc 9303' [9303] that the inspection system derives Document Basic Access is ensured by OE.BAC-Keys. Note that the authorization for reading the biometric data in EF.DG3 and EF.DG4 is only granted after successful Enhanced Access Control not covered by this protection profile. Thus the read access must be prevented even in case of a successful BAC Authentication.

OT.Identification

Identification and Authentication of the TOE

The TOE must provide means to store IC Identification and Pre-Personalization Data in its non-volatile memory. The IC Identification Data must provide a unique identification of the IC during Phase 2 "Manufacturing" and Phase 3 "Personalization of the MRTD". The storage of the Pre-Personalization data includes writing of the Personalization Agent Key(s). In Phase 4 "Operational Use" the TOE shall identify itself only to a successful authenticated Basic Inspection System or Personalization Agent.

Application note: The TOE security objective OT.Identification addresses security features of the TOE to support the life cycle security in the manufacturing and personalization phases. The IC Identification Data are used for TOE identification in Phase 2 "Manufacturing" and for traceability and/or to secure shipment of the TOE from Phase 2 "Manufacturing" into the Phase 3 "Personalization of the MRTD". The OT.Identification addresses security features of the TOE to be used by the TOE manufacturing. In the Phase 4 "Operational Use" the TOE is identified by the Document Number as part of the printed and digital MRZ. The OT.Identification forbids the output of any other IC (e.g. integrated circuit card serial number ICCSN) or MRTD identifier through the contactless interface before successful authentication as Basic Inspection System or as Personalization Agent.

The following TOE security objectives address the protection provided by the MRTD's chip independent of the TOE environment.

OT.Prot_Abuse-Func Protection against Abuse of Functionality

The TOE must prevent functions of the TOE which may not be used after TOE delivery can be abused in order

- i. to disclose critical User Data,
- ii. to manipulate critical User Data of the IC Embedded Software,
- iii. to manipulate Soft-coded IC Embedded Software or
- iv. bypass, deactivate, change or explore security features or functions of the TOE.

Details of the relevant attack scenarios depend, for instance, on the capabilities of the Test Features provided by the IC Dedicated Test Software which are not specified here.

OT.Prot_Inf_Leak Protection against Information Leakage

The TOE must provide protection against disclosure of confidential TSF data stored and/or processed in the MRTD's chip

- by measurement and analysis of the shape and amplitude of signals or the time between events found by measuring signals on the electromagnetic field, power consumption, clock, or I/O lines and
- by forcing a malfunction of the TOE and/or
- by a physical manipulation of the TOE.

OT.Prot_Phys-Tamper Protection against Physical Tampering

The TOE must provide protection the confidentiality and integrity of the User Data, the TSF Data, and the MRTD's chip Embedded Software. This includes protection against attacks with enhanced basic attack potential by means of

- measuring through galvanic contacts which is direct physical probing on the chips surface except on pads being bonded (using standard tools for measuring voltage and current) or
- measuring not using galvanic contacts but other types of physical interaction between charges (using tools used in solid-state physics research and IC failure analysis)
- manipulation of the hardware and its security features, as well as
- controlled manipulation of memory contents (User Data, TSF Data)

with a prior

- reverse-engineering to understand the design and its properties and functions.

OT.Prot_Malfunction Protection against Malfunctions

The TOE must ensure its correct operation. The TOE must prevent its operation outside the normal operating conditions where reliability and secure operation has not been proven or tested. This is to prevent errors. The environmental conditions may include external energy (esp. electromagnetic) fields, voltage (on any contacts), clock frequency, or temperature.

4.2 Security Objectives for the Operational Environment

Issuing State or Organization

The Issuing State or Organization will implement the following security objectives of the TOE environment.

OE.MRTD_Manufact Protection of the MRTD Manufacturing

Appropriate functionality testing of the TOE shall be used in step 4 to 6.

During all manufacturing and test operations, security procedures shall be used through phases 4, 5 and 6 to maintain confidentiality and integrity of the TOE and its manufacturing and test data.

OE.MRTD_Delivery Protection of the MRTD delivery

Procedures shall ensure protection of TOE material/information under delivery including the following objectives:

- non-disclosure of any security relevant information,
- identification of the element under delivery,
- meet confidentiality rules (confidentiality level, transmittal form, reception acknowledgment),
- physical protection to prevent external damage,
- secure storage and handling procedures (including rejected TOE's),
- traceability of TOE during delivery including the following parameters:
 - origin and shipment details,
 - reception, reception acknowledgement,
 - location material/information.

Procedures shall ensure that corrective actions are taken in case of improper operation in the delivery process (including if applicable any non-conformance to the confidentiality convention) and highlight all non-conformance to this process.

Procedures shall ensure that people (shipping department, carrier, reception department) dealing with the procedure for delivery have got the required skill,

training and knowledge to meet the procedure requirements and be able to act fully in accordance with the above expectations.

OE.Personalization Personalization of logical MRTD

The issuing State or Organization must ensure that the Personalization Agents acting on the behalf of the issuing State or Organization

- i. establish the correct identity of the holder and create biographic data for the MRTD,
- ii. enroll the biometric reference data of the MRTD holder i.e. the portrait, the encoded finger image(s) and/or the encoded iris image(s) and
- iii. personalize the MRTD for the holder together with the defined physical and logical security measures to protect the confidentiality and integrity of these data.

OE.Pass_Auth_Sign Authentication of logical MRTD by Signature

The Issuing State or Organization must

- i. generate a cryptographic secure Country Signing Key Pair,
- ii. ensure the secrecy of the Country Signing Private Key and sign Document Signer Certificates in a secure operational environment, and
- iii. distribute the Certificate of the Country Signing Public Key to receiving States and organizations maintaining its authenticity and integrity.

The Issuing State or Organization must

- i. generate a cryptographic secure Document Signing Key Pair and ensure the secrecy of the Document Signer Private Keys,
- ii. sign Document Security Objects of genuine MRTD in a secure operational environment only and
- iii. distribute the Certificate of the Document Signing Public Key to receiving States and organizations.

The digital signature in the Document Security Object relates to all data in the data in EF.DG1 to EF.DG16 if stored in the LDS according to [9303].

OE.BAC-Keys Cryptographic quality of Basic Access Control Keys

The Document Basic Access Control Keys being generated and imported by the issuing State or Organization have to provide sufficient cryptographic strength. As a consequence of the 'ICAO Doc 9303' [9303] the Document Basic Access Control Keys are derived from a defined subset of the individual printed MRZ data. It has to be ensured that these data provide sufficient entropy to withstand any attack based

on the decision that the inspection system has to derive Document Basic Access Keys from the printed MRZ data with enhanced basic attack potential.

Receiving State or organization

The Receiving State or Organization will implement the following security objectives of the TOE environment.

OE.Exam_MRTD Examination of the MRTD passport book

The inspection system of the Receiving State must examine the MRTD presented by the traveler to verify its authenticity by means of the physical security measures and to detect any manipulation of the physical MRTD. The Basic Inspection System for global interoperability

- i. includes the Country Signing Public Key and the Document Signer Public Key of each issuing State or Organization, and
- ii. implements the terminal part of the Basic Access Control [9303].

OE.Passive_Auth_Verif Verification by Passive Authentication

The border control officer of the Receiving State uses the inspection system to verify the traveler as MRTD holder. The inspection systems must have successfully verified the signature of Document Security Objects and the integrity data elements of the logical MRTD before they are used. The receiving States and organizations must manage the Country Signing Public Key and the Document Signing Public Key maintaining their authenticity and availability in all inspection systems.

OE.Prot_Logical_MRTD Protection of data of the logical MRTD

The inspection system of the receiving State or Organization ensures the confidentiality and integrity of the data read from the logical MRTD. The receiving State examining the logical MRTD being under Basic Access Control will use inspection systems which implement the terminal part of the Basic Access Control and use the secure messaging with fresh generated keys for the protection of the transmitted data (i.e. Basic Inspection Systems).

5 Extended Components Definition

This ST uses the extended components defined by the PP [PP_BAC, 4], which are components defined as extensions to CC part 2. Some of these components are defined in [PP_IC], other components are defined in the PP.

5.1 Definition of the Family FAU_SAS

To define the security functional requirements of the TOE an sensitive family (FAU_SAS) of the Class FAU (Security Audit) is defined here. This family describes the functional requirements for the storage of audit data. It has a more general approach than FAU_GEN, because it does not necessarily require the data to be generated by the TOE itself and because it does not give specific details of the content of the audit records.

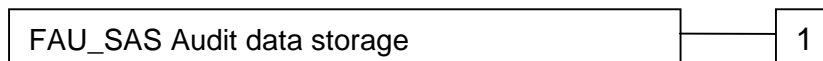
The family "Audit data storage (FAU_SAS)" is specified as follows.

FAU_SAS Audit data storage

Family behavior

This family defines functional requirements for the storage of audit data.

Component leveling



FAU_SAS.1 Requires the TOE to provide the possibility to store audit data.

Management: FAU_SAS.1

There are no management activities foreseen.

Audit: FAU_SAS.1

There are no actions defined to be auditable.

FAU_SAS.1 Audit storage

Hierarchical to: No other components.

FAU_SAS.1.1 The TSF shall provide [assignment: *authorized users*] with the capability to store [assignment: *list of audit information*] in the audit records.

Dependencies: No dependencies.

5.2 Definition of the Family FCS_RND

To define the IT security functional requirements of the TOE a sensitive family (FCS_RND) of the Class FCS (cryptographic support) is defined here. This family describes the functional requirements for random number generation used for cryptographic purposes. The component FCS_RND is not limited to generation of cryptographic keys as the component FCS_CKM.1 is. The similar component FIA_SOS.2 is intended for non-cryptographic use.

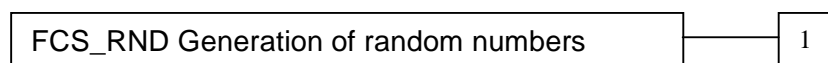
The family “Generation of random numbers (FCS_RND)” is specified as follows.

FCS_RND Generation of random numbers

Family behavior

This family defines quality requirements for the generation of random numbers which are intended to be used for cryptographic purposes.

Component leveling:



FCS_RND.1 Generation of random numbers requires that random numbers meet a defined quality metric.

Management: FCS_RND.1

There are no management activities foreseen.

Audit: FCS_RND.1

There are no actions defined to be auditable.

FCS_RND.1 Quality metric for random numbers

Hierarchical to: No other components.

FCS_RND.1.1 The TSF shall provide a mechanism to generate random numbers that meet [assignment: *a defined quality metric*].

Dependencies: No dependencies.

5.3 Definition of the Family FMT_LIM

The family FMT_LIM describes the functional requirements for the Test Features of the TOE. The new functional requirements were defined in the class FMT because this class addresses the management of functions of the TSF. The examples of the technical mechanism used in the TOE show that no other class is appropriate to address the specific issues of preventing the abuse of functions by limiting the capabilities of the functions and by limiting their availability.

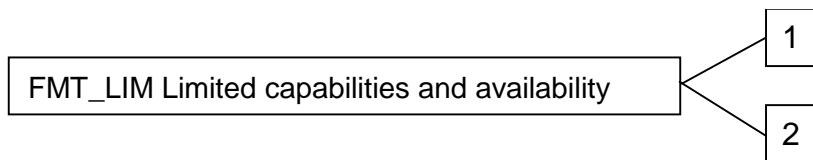
The family “Limited capabilities and availability (FMT_LIM)” is specified as follows.

FMT_LIM Limited capabilities and availability

Family behavior

This family defines requirements that limit the capabilities and availability of functions in a combined manner. Note that FDP_ACF restricts the access to functions whereas the Limited capability of this family requires the functions themselves to be designed in a specific manner.

Component leveling:



FMT_LIM.1 Limited capabilities requires that the TSF is built to provide only the capabilities (perform action, gather information) necessary for its genuine purpose.

FMT_LIM.2 Limited availability requires that the TSF restrict the use of functions (refer to Limited capabilities (FMT_LIM.1)). This can be achieved, for instance, by removing or by disabling functions in a specific phase of the TOE’s life-cycle.

Management: FMT_LIM.1, FMT_LIM.2

There are no management activities foreseen.

Audit: FMT_LIM.1, FMT_LIM.2

There are no actions defined to be auditable.

To define the IT security functional requirements of the TOE a sensitive family (FMT_LIM) of the Class FMT (Security Management) is defined here. This family describes the functional requirements for the Test Features of the TOE. The new functional requirements were defined in the class FMT because this class addresses the management of functions of the TSF. The examples of the technical mechanism used in the TOE show that no other class is appropriate to address the specific issues of preventing the abuse of functions by limiting the capabilities of the functions and by limiting their availability.

The TOE Functional Requirement “Limited capabilities (FMT_LIM.1)” is specified as follows.

FMT_LIM.1 Limited capabilities

Hierarchical to: No other components.

FMT_LIM.1.1 The TSF shall be designed in a manner that limits their capabilities so that in conjunction with “Limited availability (FMT_LIM.2)” the following policy is enforced [assignment: *Limited capability and availability policy*].

Dependencies: FMT_LIM.2 Limited availability.

The TOE Functional Requirement “Limited availability (FMT_LIM.2)” is specified as follows.

FMT_LIM.2 Limited availability

Hierarchical to: No other components.

FMT_LIM.2.1 The TSF shall be designed in a manner that limits their availability so that in conjunction with “Limited capabilities (FMT_LIM.1)” the following policy is enforced [assignment: *Limited capability and availability policy*].

Dependencies: FMT_LIM.1 Limited capabilities.

5.4 Definition of the Family FPT_EMSEC

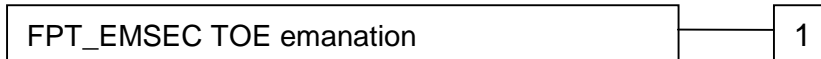
The sensitive family FPT_EMSEC (TOE Emanation) of the Class FPT (Protection of the TSF) is defined here to describe the IT security functional requirements of the TOE. The TOE shall prevent attacks against the SCD and other secret data where the attack is based on external observable physical phenomena of the TOE. Examples of such attacks are evaluation of TOE’s electromagnetic radiation, simple power analysis (SPA), differential power analysis (DPA), timing attacks, etc. This family describes the functional requirements for the limitation of intelligible emanations which are not directly addressed by any other component of CC part 2 [CC-2].

The family "TOE Emanation (FPT_EMSEC)" is specified as follows.

Family behavior

This family defines requirements to mitigate intelligible emanations.

Component leveling:



FPT_EMSEC.1 TOE emanation has two constituents:

FPT_EMSEC.1.1 Limit of Emissions requires to not emit intelligible emissions enabling access to TSF data or user data.

FPT_EMSEC.1.2 Interface Emanation requires not emit interface emanation enabling access to TSF data or user data.

Management: FPT_EMSEC.1

There are no management activities foreseen.

Audit: FPT_EMSEC.1

There are no actions defined to be auditable.

FPT_EMSEC.1 TOE Emanation

Hierarchical to: No other components.

FPT_EMSEC.1.1 The TOE shall not emit [assignment: *types of emissions*] in excess of [assignment: *specified limits*] enabling access to [assignment: *list of types of TSF data*] and [assignment: *list of types of user data*].

FPT_EMSEC.1.2 The TSF shall ensure [assignment: *type of users*] are unable to use the following interface [assignment: *type of connection*] to gain access to [assignment: *list of types of TSF data*] and [assignment: *list of types of user data*].

Dependencies: No other components.

6 Security Requirements

The CC allows several operations to be performed on functional requirements; *refinement*, *selection*, *assignment*, and *iteration* are defined in paragraph 2.1.4 of [CC-2]. Each of these operations is used in this security target.

The **refinement** operation is used to add detail to a requirement, and thus further restricts a requirement. Refinement of security requirements that add or change words are in **bold** text. In cases where words from a CC requirement were deleted, a separate attachment indicates the words that were removed.

The **selection** operation is used to select one or more options provided by the CC in stating a requirement. Selections that have been made by the PP authors are denoted as underlined text and the original text of the component is given by a footnote. Selections filled in by the ST author appear as *slanted and underlined text*.

The **assignment** operation is used to assign a specific value to an unspecified parameter, such as the length of a password. Assignments that have been made by the PP authors are denoted by showing as underlined text and the original text of the component is given by a footnote. Assignments to be filled in by the ST author appear as *slanted and underlined text*.

The **iteration** operation is used when a component is repeated with varying operations. Iteration is denoted by showing a slash “/”, and the iteration indicator after the component identifier.

The definition of the subjects “Manufacturer”, “Personalization Agent”, “Basic Inspection System” and “Terminal” used in the following chapter is given in section 3.1. Note, that all these subjects are acting for homonymous external entities. All used objects are defined in section 7. The operations “write”, “read”, “modify”, and “disable read access” are used in accordance with the general linguistic usage. The operations “transmit”, “receive” and “authenticate” are originally taken from [CC-2].

Definition of security attributes:

Security attribute	Values	Meaning
terminal authentication status	none (any Terminal)	default role (i.e. without authorization after start-up)
	Basic Inspection System	Terminal is authenticated as Basic Inspection System after successful Authentication in accordance with the definition in rule 2 of FIA_UAU.5.2.
	Personalization Agent	Terminal is authenticated as Personalization Agent after successful Authentication in accordance with

Security attribute	Values	Meaning
		the definition in rule 1 of FIA_UAU.5.2.

6.1 Security Functional Requirements for the TOE

This section on security functional requirements for the TOE is divided into sub-section following the main security functionality.

6.1.1 Class FAU Security Audit

The TOE shall meet the requirement “Audit storage (FAU_SAS.1)” as specified below. For the extended components definition refer to [PP_BAC] chapter 4.

FAU_SAS.1 Audit storage

Hierarchical to: No other components.

FAU_SAS.1.1 The TSF shall provide the Manufacturer² with the capability to store the IC Identification Data³ in the audit records.

Dependencies: No dependencies.

6.1.2 Class Cryptographic Support (FCS)

The TOE shall meet the requirement “Cryptographic key generation (FCS_CKM.1)” as specified below (Common Criteria Part 2). The iterations are caused by different cryptographic key generation algorithms to be implemented and key to be generated by the TOE.

FCS_CKM.1/ Cryptographic key generation – Key Derivation Function by the MRTD

Hierarchical to: No other components.

FCS_CKM.1.1 The TSF shall generate cryptographic keys in accordance with a specified cryptographic key generation algorithm Document Basic Access Key Derivation Algorithm⁴ and specified cryptographic key

² [assignment: *authorized users*]

³ [assignment: *list of audit information*]

⁴ [assignment: *cryptographic key generation algorithm*]

sizes 112 bit⁵ that meet the following: [9303], Volume 2, Section IV, Appendix 5⁶.

Dependencies: [FCS_CKM.2 Cryptographic key distribution or
FCS_COP.1 Cryptographic operation]
FCS_CKM.4 Cryptographic key destruction

FCS_CKM.4 Cryptographic key destruction - MRTD

Hierarchical to: No other components.

FCS_CKM.4.1 The TSF shall destroy cryptographic keys in accordance with a specified cryptographic key destruction method physically overwriting the keys⁷ that meets the following: none⁸.

Dependencies: [FDP_ITC.1 Import of user data without security attributes, or
FDP_ITC.2 Import of user data with security attributes, or
FCS_CKM.1 Cryptographic key generation]

Application note: The TOE shall destroy the Triple-DES encryption key and the Retail-MAC message authentication keys for secure messaging.

6.1.2.1 Cryptographic operation (FCS_COP.1)

The TOE shall meet the requirement “Cryptographic operation (FCS_COP.1)” as specified below (Common Criteria Part 2). The iterations are caused by different cryptographic algorithms to be implemented by the TOE.

FCS_COP.1/SHA Cryptographic operation – Hash for Key Derivation

Hierarchical to: No other components.

FCS_COP.1.1/
SHA The TSF shall perform hashing⁹ in accordance with a specified cryptographic algorithm SHA-1, SHA-224 or SHA-256¹⁰ and cryptographic key sizes none¹¹ that meet the following: FIPS 180-2¹².

⁵ [assignment: cryptographic key sizes]

⁶ [assignment: list of standards]

⁷ [assignment: cryptographic key destruction method]

⁸ [assignment: list of standards]

⁹ [assignment: list of cryptographic operations]

¹⁰ [assignment: cryptographic algorithm]

¹¹ [assignment: cryptographic key sizes]

Dependencies: [FDP_ITC.1 Import of user data without security attributes, or FDP_ITC.2 Import of user data with security attributes, or FCS_CKM.1 Cryptographic key generation] FCS_CKM.4 Cryptographic key destruction

Application note: This SFR requires the TOE to implement the hash function SHA-1 for the cryptographic primitive of the Basic Access Control Authentication Mechanism (see also FIA_UAU.4) according to [9303].

FCS_COP.1/ENC Cryptographic operation – Encryption / Decryption Triple DES

Hierarchical to: No other components.

FCS_COP.1.1/
ENC The TSF shall perform secure messaging (BAC)– encryption and decryption¹³ in accordance with a specified cryptographic algorithm Triple-DES in CBC mode¹⁴ and cryptographic key sizes 112 bit¹⁵ that meet the following: FIPS 46-3 [FIPS46] and [9303], Volume 2, Appendix 5, A5.3¹⁶.

Dependencies: [FDP_ITC.1 Import of user data without security attributes, or FDP_ITC.2 Import of user data with security attributes, or FCS_CKM.1 Cryptographic key generation] FCS_CKM.4 Cryptographic key destruction

FCS_COP.1/AUTH Cryptographic operation – Authentication

Hierarchical to: No other components.

Dependencies: [FDP_ITC.1 Import of user data without security attributes, or FDP_ITC.2 Import of user data with security attributes, or FCS_CKM.1 Cryptographic key generation] FCS_CKM.4 Cryptographic key destruction

FCS_COP.1.1/ The TSF shall perform symmetric authentication – encryption

¹² [assignment: *list of standards*]

¹³ [assignment: *list of cryptographic operations*]

¹⁴ [assignment: *cryptographic algorithm*]

¹⁵ [assignment: *cryptographic key sizes*]

¹⁶ [assignment: *list of standards*]

AUTH and decryption in accordance with a specified cryptographic algorithm Triple-DES¹⁷ and cryptographic key sizes 112¹⁸ bit that meet the following: FIPS 46-3 [FIPS]¹⁹.

Application note: This SFR requires the TOE to implement the cryptographic primitive for authentication attempt of a terminal as Personalization Agent by means of the symmetric authentication mechanism (cf. FIA_UAU.4).

FCS_COP.1/MAC Cryptographic operation – Retail MAC

Hierarchical to: No other components.

FCS_COP.1.1/
MAC The TSF shall perform secure messaging – message authentication code²⁰ in accordance with a specified cryptographic algorithm Retail MAC²¹ and cryptographic key sizes 112 bit²² that meet the following: ISO 9797 (MAC algorithm 3, block cipher DES, Sequence Message Counter, padding mode 2)²³.

Dependencies: [FDP_ITC.1 Import of user data without security attributes, or FDP_ITC.2 Import of user data with security attributes, or FCS_CKM.1 Cryptographic key generation]
FCS_CKM.4 Cryptographic key destruction

6.1.2.2 Random Number Generation (FCS_RND.1)

The TOE shall meet the requirement “Quality metric for random numbers (FCS_RND.1)” as specified below (Common Criteria Part 2 extended).

FCS_RND.1 Quality metric for random numbers

¹⁷ [selection: Triple-DES, AES]

¹⁸ [selection: 112, 128, 168, 192, 256]

¹⁹ [selection: FIPS 46-3 [...], FIPS 197 [...]]

²⁰ [assignment: *list of cryptographic operations*]

²¹ [assignment: *cryptographic algorithm*]

²² [assignment: *cryptographic key sizes*]

²³ [assignment: *list of standards*]

Hierarchical to: No other components.

FCS_RND.1.1 The TSF shall provide a mechanism to generate random numbers that meet class K3, of [AIS 20]²⁴

Dependencies: No dependencies.

6.1.3 Class FIA Identification and Authentication

Application note: The following table provides an overview on the authentication mechanisms used.

Name	SFR for the TOE	Algorithms and key sizes according to [9303], Appendix 5
Basic Access Control Authentication Mechanism		Triple-DES, 112 bit keys (cf. FCS_COP.1/ENC) and Retail-MAC, 112 bit keys (cf. FCS_COP.1/MAC)
Symmetric Authentication Mechanism for Personalization Agents	FIA_UAU.4/MRTD	Triple-DES with 112 bit keys (cf. FCS_COP.1/AUTH)

Table 1: Overview on authentication SFR

6.1.3.1 Timing of identification (FIA_UID.1)

The TOE shall meet the requirement “Timing of identification (FIA_UID.1)” as specified below (Common Criteria Part 2).

FIA_UID.1 Timing of identification

Hierarchical to: No other components.

²⁴ [assignment: a defined quality metric]

- FIA_UID.1.1 The TSF shall allow
1. to read the Initialization Data in Phase 2 “Manufacturing”,
 2. to read the random identifier in Phase 3 “Personalization of the MRTD”,
 3. to read the random identifier in Phase 4 “Operational Use”²⁵

on behalf of the user to be performed before the user is identified.

- FIA_UID.1.2 The TSF shall require each user to be successfully identified before allowing any other TSF-mediated actions on behalf of that user.

Dependencies: No dependencies.

6.1.3.2 Timing of authentication (FIA_UAU.1)

The TOE shall meet the requirement “Timing of authentication (FIA_UAU.1)” as specified below (Common Criteria Part 2).

FIA_UAU.1 Timing of authentication

Hierarchical to: No other components.

- FIA_UAU.1.1 The TSF shall allow
3. to read the Initialization Data in Phase 2 “Manufacturing”,
 4. to read the random identifier in Phase 3 “Personalization of the MRTD”,
 3. to read the random identifier in Phase 4 “Operational Use”²⁶

on behalf of the user to be performed before the user is authenticated..

- FIA_UAU.1.2 The TSF shall require each user to be successfully authenticated before allowing any other TSF-mediated actions on behalf of that user.

²⁵ [assignment: *list of TSF-mediated actions*]

²⁶ [assignment: *list of TSF-mediated actions*]

Dependencies: FIA_UID.1 Timing of identification.

6.1.3.3 Single-use authentication mechanisms (FIA_UAU.4)

The TOE shall meet the requirements of “Single-use authentication mechanisms (FIA_UAU.4)” as specified below (Common Criteria Part 2).

FIA_UAU.4 Single-use authentication mechanisms - Single-use authentication of the Terminal by the TOE

Hierarchical to: No other components.

- FIA_UAU.4.1 The TSF shall prevent reuse of authentication data related to
1. Basic Access Control Authentication Mechanism,
 2. Authentication Mechanism based on *Triple-DES*²⁷.

Dependencies: No dependencies.

6.1.3.4 Multiple authentication mechanisms (FIA_UAU.5)

The TOE shall meet the requirement “Multiple authentication mechanisms (FIA_UAU.5)” as specified below (Common Criteria Part 2).

FIA_UAU.5 Multiple authentication mechanisms

- FIA_UAU.5.1 The TSF shall provide
1. Basic Access Control Authentication Mechanism
 2. Symmetric Authentication Mechanism based on *Triple-DES*²⁸
to support user authentication.

²⁷ [assignment: *identified authentication mechanism(s)*]

²⁸ [assignment: *list of multiple authentication mechanisms*]

- FIA_UAU.5.2 The TSF shall authenticate any user's claimed identity according to the following rules:
1. The TOE accepts the authentication attempt as Personalization Agent by one of the following mechanisms
 - (a) The Basic Access Control Authentication Mechanism with the Personalization Agent Keys.
 - (b) The Symmetric Authentication Mechanism with the Personalization Agent Key.
 2. The TOE accepts the authentication attempt as Basic Inspection System only by means of the Basic Access Control Authentication Mechanism with the Document Basic Access Keys.

Dependencies: No dependencies.

6.1.3.5 Re-authenticating (FIA_UAU.6)

The TOE shall meet the requirement "Re-authenticating (FIA_UAU.6)" as specified below (Common Criteria Part 2).

FIA_UAU.6 Re-authenticating – Re-authenticating of Terminal by the TOE

Hierarchical to: No other components.

- FIA_UAU.6.1 The TSF shall re-authenticate the user under the conditions each command sent to the TOE during a BAC mechanism based communication after successful authentication of the terminal with Basic Access Control Authentication Mechanism²⁹.

Dependencies: No dependencies.

6.1.3.6 Authentication Failure Handling (FIA_AFL.1)

The TOE shall meet the requirement "Authentication Failure Handling (FIA_AFL.1)" as specified below.

FIA_AFL.1 Authentication Failure Handling

²⁹ [assignment: *list of conditions under which re-authentication is required*]

Hierarchical to: No other components.

FIA_AFL.1.1	The TSF shall detect when <u>an administrator configurable positive integer within 1 to 10³⁰</u> unsuccessful authentication attempts occur related to <u>BAC authentication³¹</u> .
FIA_AFL.1.2	When the defined number of unsuccessful authentication attempts has been met or surpassed, the TSF shall <u>wait an administrator configurable time, with a minimum of 1 second, before the next authentication attempt can be performed³²</u> .

Dependencies: FIA_UAU.1 Timing of authentication

The TOE shall meet the requirement “Authentication Proof of Identity (FIA_API.1)” as specified below (Common Criteria Part 2 extended).

Dependencies: No dependencies.

6.1.4 Class FDP User Data Protection

6.1.4.1 Subset access control (FDP_ACC.1)

The TOE shall meet the requirement “Subset access control (FDP_ACC.1)” as specified below (Common Criteria Part 2).

FDP_ACC.1 Subset access control - Basic Access Control

Hierarchical to: No other components.

FDP_ACC.1.1	The TSF shall enforce the <u>Basic Access Control SFP³³ on terminals gaining write, read and modification access to the data in the EF.COM, EF.SOD, EF.DG1 to EF.DG16 of the logical MRTD³⁴</u> .
-------------	---

³⁰ [selection: [assignment: positive integer number], an administrator configurable positive integer within [assignment: range of acceptable values]

³¹ [assignment: list of authentication events]

³² [assignment: list of actions]

³³ [assignment: access control SFP]

Dependencies: FDP_ACF.1 Security attribute based access control

6.1.4.2 Security attribute based access control (FDP_ACF.1)

The TOE shall meet the requirement “Security attribute based access control (FDP_ACF.1)” as specified below (Common Criteria Part 2).

FDP_ACF.1 Security attribute based access control- Basic Access Control³⁵

Hierarchical to: No other components.

- | | |
|-------------|---|
| FDP_ACF.1.1 | The TSF shall enforce the <u>Access Control SFP³⁶</u> to objects based on the following: <ol style="list-style-type: none"> 1. <u>Subjects:</u> <ol style="list-style-type: none"> a. <u>Personalization Agent</u> b. <u>Extended Inspection System</u> c. <u>Terminal</u> 2. <u>Objects:</u> <ol style="list-style-type: none"> a. <u>data EF.DG1 to EF.DG16 of the logical MRTD</u> b. <u>data in EF.COM</u> c. <u>data in EF.SOD</u> 3. <u>Security attributes</u> <ol style="list-style-type: none"> a. <u>authentication status of terminals³⁷</u>. |
| FDP_ACF.1.2 | The TSF shall enforce the following rules to determine if an operation among controlled subjects and controlled objects is allowed: <ol style="list-style-type: none"> 1. <u>the successfully authenticated Personalization Agent is allowed to write and to read the data of the EF.COM, EF.SOD, EF.DG1 to EF.DG16 of the logical MRTD,</u> 2. <u>the successfully authenticated Basic Inspection System is allowed to read data in EF.COM, EF.SOD, EF.DG1, EF.DG2 and EF.DG5 to EF.DG16 of the logical MRTD,</u> |
| FDP_ACF.1.3 | The TSF shall explicitly authorize access of subjects to objects based on the following additional rules: <u>none³⁸</u> . |

³⁴ [assignment: *list of subjects, objects, and operations among subjects and objects covered by the SFP*]

³⁵ The bold text below has been added to allow the use of active authentication.

³⁶ [assignment: *access control SFP*]

³⁷ [assignment: *list of subjects and objects controlled under the indicated SFP, and, for each, the SFP-relevant security attributes, or named groups of SFP-relevant security attributes*]

³⁸ [assignment: *rules, based on security attributes, that explicitly authorize access of subjects to objects*]

- FDP_ACF.1.4 The TSF shall explicitly deny access of subjects to objects based on the rule:
1. Any terminal is not allowed to modify any of the EF.DG1 to EF.DG16 of the logical MRTD.
 2. Any terminal is not allowed to read any of the EF.DG1 to EF.DG16 of the logical MRTD.
 3. The Basic Inspection System is not allowed to read the data in EF.DG3 and EF.DG4

Dependencies: FDP_ACC.1 Subset access control
 FMT_MSA.3 Static attribute initialization

Application note: The inspection system needs special authentication and authorization for read access to DG3 and DG4 not defined in this protection profile (cf. [PP] for details).

The TOE shall meet the requirement “Basic data exchange confidentiality (FDP_UCT.1)” as specified below (Common Criteria Part 2).

FDP_UCT.1 Basic data exchange confidentiality - MRTD

Hierarchical to: No other components.

- FDP_UCT.1.1 The TSF shall enforce the Access Control SFP³⁹ to be able to transmit and receive⁴⁰ user data in a manner protected from unauthorized disclosure.

Dependencies: [FTP_ITC.1 Inter-TSF trusted channel, or
 FTP_TRP.1 Trusted path]
 [FDP_ACC.1 Subset access control, or
 FDP_IFC.1 Subset information flow control]

The TOE shall meet the requirement “Data exchange integrity (FDP_UIT.1)” as specified below (Common Criteria Part 2).

FDP_UIT.1/ Data exchange integrity - MRTD

³⁹ [assignment: *access control SFP(s) and/or information flow control SFP(s)*]

⁴⁰ [selection: *transmit, receive*]

Hierarchical to: No other components.

- FDP_UIT.1.1 The TSF shall enforce the Access Control SFP⁴¹ to be able to transmit and receive⁴² user data in a manner protected from modification, deletion, insertion and replay⁴³ errors.
- FDP_UIT.1.2 The TSF shall be able to determine on receipt of user data, whether modification, deletion, insertion and replay⁴⁴ has occurred.

Dependencies: [FDP_ACC.1 Subset access control, or
FDP_IFC.1 Subset information flow control]
[FTP_ITC.1 Inter-TSF trusted channel, or
FTP_TRP.1 Trusted path]

6.1.5 Class FMT Security Management

The TOE shall meet the requirement “Specification of Management Functions (FMT_SMF.1)” as specified below (Common Criteria Part 2).

FMT_SMF.1 Specification of Management Functions

Hierarchical to: No other components.

- FMT_SMF.1.1 The TSF shall be capable of performing the following management functions:
1. Initialization,
 2. Pre-personalization
 3. Personalization⁴⁵.

Dependencies: No Dependencies

The TOE shall meet the requirement “Security roles (FMT_SMR.1)” as specified below (Common Criteria Part 2).

FMT_SMR.1 Security roles

⁴¹ [assignment: *access control SFP(s) and/or information flow control SFP(s)*]

⁴² [selection: *transmit, receive*]

⁴³ [selection: *modification, deletion, insertion, replay*]

⁴⁴ [selection: *modification, deletion, insertion, replay*]

⁴⁵ [assignment: *list of security management functions to be provided by the TSF*]

Hierarchical to: No other components.

- FMT_SMR.1.1 The TSF shall maintain the roles
1. Manufacturer,
 2. Personalization Agent,
 3. Basic Inspection System⁴⁶.
- FMT_SMR.1.2 The TSF shall be able to associate users with roles.

Hierarchical to: FIA_UID.1 Timing of identification.

The TOE shall meet the requirement “Limited capabilities (FMT_LIM.1)” as specified below. For the extended components definition refer to [PP_BAC] chapter 4.

FMT_LIM.1 Limited capabilities

Hierarchical to: No other components.

- FMT_LIM.1.1 The TSF shall be designed in a manner that limits their availability so that in conjunction with “Limited availability (FMT_LIM.2)” the following policy is enforced:
- Deploying Test Features after TOE Delivery does not allow
1. User Data to be manipulated,
 2. TSF data to be disclosed or manipulated,
 3. software to be reconstructed and
 4. substantial information about construction of TSF to be gathered which may enable other attacks⁴⁷.

Dependencies: FMT_LIM.2 Limited availability.

The TOE shall meet the requirement “Limited availability (FMT_LIM.2)” as specified below. For the extended components definition refer to [PP_BAC] chapter 4.

FMT_LIM.2 Limited availability

Hierarchical to: No other components.

⁴⁶ [assignment: *the authorized identified roles*]

⁴⁷ [assignment: *Limited capability and availability policy*]

- FMT_LIM.2.1 The TSF shall be designed in a manner that limits their availability so that in conjunction with “Limited capabilities (FMT_LIM.1)” the following policy is enforced:
Deploying Test Features after TOE Delivery does not allow
1. User Data to be manipulated.
 2. TSF data to be disclosed or manipulated.
 3. software to be reconstructed and
 4. substantial information about construction of TSF to be gathered which may enable other attacks⁴⁸.

Dependencies: FMT_LIM.1 Limited capabilities.

The TOE shall meet the requirement “Management of TSF data (FMT_MTD.1)” as specified below (Common Criteria Part 2). The iterations address different management functions and different TSF data.

FMT_MTD.1/INI_ENA Management of TSF data – Writing of Initialization Data and Pre-personalization Data

Hierarchical to: No other components.

- FMT_MTD.1/INI_ENA The TSF shall restrict the ability to write⁴⁹ the Initialization Data and Pre-personalization Data⁵⁰ to the Manufacturer⁵¹.

Dependencies: FMT_SMF.1 Specification of management functions
 FMT_SMR.1 Security roles

FMT_MTD.1/INI_DIS Management of TSF data – Disabling of Read Access to Initialization Data and Pre-personalization Data

Hierarchical to: No other components.

- FMT_MTD.1.1/INI_DIS The TSF shall restrict the ability to disable read access for users to⁵² the Initialization Data⁵³ to the Personalization Agent⁵⁴.

⁴⁸ [assignment: *Limited capability and availability policy*]

⁴⁹ [selection: *change_default, query, modify, delete, clear*, [assignment: *other operations*]]

⁵⁰ [assignment: *list of TSF data*]

⁵¹ [assignment: *the authorized identified roles*]

⁵² [selection: *change_default, query, modify, delete, clear*, [assignment: *other operations*]]

Dependencies: FMT_SMF.1 Specification of management functions
FMT_SMR.1 Security roles

FMT_MTD.1/KEY_WRITE Management of TSF data – Key Write⁵⁵

Hierarchical to: No other components.

FMT_MTD.1.1/KEY_WRITE The TSF shall restrict the ability to write⁵⁶ the Document Basic Access Keys⁵⁷ to the Personalization Agent⁵⁸.

Dependencies: FMT_SMF.1 Specification of management functions
FMT_SMR.1 Security roles

FMT_MTD.1/KEY_READ Management of TSF data – Key Read⁵⁹

Hierarchical to: No other components.

FMT_MTD.1.1/KEY_READ The TSF shall restrict the ability to read⁶⁰ the Document Basic Access Keys, and the Personalization Agent Keys⁶¹ to none⁶².

Dependencies: FMT_SMF.1 Specification of management functions
FMT_SMR.1 Security roles

⁵³ [assignment: *list of TSF data*]

⁵⁴ [assignment: *the authorized identified roles*]

⁵⁵ The bold text below has been added to allow the use of active authentication.

⁵⁶ [selection: *change_default, query, modify, delete, clear*, [assignment: *other operations*]]

⁵⁷ [assignment: *list of TSF data*]

⁵⁸ [assignment: *the authorized identified roles*]

⁵⁹ The bold text below has been added to allow the use of active authentication.

⁶⁰ [selection: *change_default, query, modify, delete, clear*, [assignment: *other operations*]]

⁶¹ [assignment: *list of TSF data*]

⁶² [assignment: *the authorized identified roles*]

6.1.6 Protection of the Security Functions

The TOE shall prevent inherent and forced illicit information flow for User Data and TSF Data. The security functional requirement FPT_EMSEC.1 addresses the inherent leakage. With respect to forced leakage they have to be considered in combination with the security functional requirements “Failure with preservation of secure state (FPT_FLS.1)” and “TSF testing (FPT_TST.1)” on the one hand and “Resistance to physical attack (FPT_PHP.3)” on the other. The SFR “Limited capabilities (FMT_LIM.1)”, “Limited availability (FMT_LIM.2)” and “Resistance to physical attack (FPT_PHP.3)” prevent deactivation and manipulation of the security features or misuse of TOE functions.

The TOE shall meet the requirement “TOE Emanation (FPT_EMSEC.1)” as specified below. For the extended components definition refer to [PP_BAC] chapter 4

FPT_EMSEC.1 TOE Emanation⁶³

Hierarchical to: No other components.

- | | |
|---------------|--|
| FPT_EMSEC.1.1 | The TOE shall not emit <u>variations in power consumption or timing during command execution</u> ⁶⁴ in excess of <u>non-useful information</u> ⁶⁵ enabling access to <u>Personalization Agent Authentication Key</u> , ⁶⁶ and <u>none</u> ⁶⁷ |
| FPT_EMSEC.1.2 | The TSF shall ensure <u>any users</u> ⁶⁸ are unable to use the following interface <u>smart card circuit contacts</u> ⁶⁹ to gain access to <u>Personalization Agent Authentication Key</u> , ⁷⁰ and <u>none</u> ⁷¹ . |

⁶³ The bold text below has been added to allow the use of active authentication.

⁶⁴ [assignment: types of emissions]

⁶⁵ [assignment: specified limits]

⁶⁶ [assignment: list of types of TSF data]

⁶⁷ [assignment: list of types of user data]

⁶⁸ [assignment: type of users]

⁶⁹ [assignment: type of connection]

⁷⁰ [assignment: list of types of TSF data]

⁷¹ [assignment: list of types of user data]

Dependencies: No other components.

The following security functional requirements address the protection against forced illicit information leakage including physical manipulation.

The TOE shall meet the requirement “Failure with preservation of secure state (FPT_FLS.1)” as specified below (Common Criteria Part 2).

FPT_FLS.1 Failure with preservation of secure state

Hierarchical to: No other components.

FPT_FLS.1.1 The TSF shall preserve a secure state when the following types of failures occur:
(1) exposure to operating conditions where therefore a malfunction could occur,
(2) failure detected by TSF according to FPT_TST.1⁷².

Dependencies: ADV_SPM.1 Informal TOE security policy model

The TOE shall meet the requirement “TSF testing (FPT_TST.1)” as specified below (Common Criteria Part 2).

FPT_TST.1 TSF testing

Hierarchical to: No other components.

FPT_TST.1.1 The TSF shall run a suite of self tests during initial start-up⁷³ to demonstrate the correct operation of the TSF.
FPT_TST.1.2 The TSF shall provide authorized users with the capability to verify the integrity of TSF data.
FPT_TST.1.3 The TSF shall provide authorized users with the capability to verify the integrity of stored TSF executable code.

The TOE shall meet the requirement “Resistance to physical attack (FPT_PHP.3)” as specified below (Common Criteria Part 2).

FPT_PHP.3 Resistance to physical attack

⁷² [assignment: *list of types of failures in the TSF*]

⁷³ [selection: *during initial start-up, periodically during normal operation, at the request of the authorized user, at the conditions*]

Hierarchical to: No other components.

FPT_PHP.3.1 The TSF shall resist physical manipulation and physical probing⁷⁴ to the TSF⁷⁵ by responding automatically such that the SFRs are always enforced.

Dependencies: No dependencies.

The following security functional requirements protect the TSF against bypassing and support the separation of TOE parts.

6.2 Security Assurance Requirements for the TOE

The security assurance requirements (SAR) for the evaluation of the TOE and its development and operating environment are those taken from the

Evaluation Assurance Level 4 (EAL4)

and augmented by the following component:

ALC_DVS.2.

The following table lists all SARs for the evaluation of the TOE:

Assurance class	Assurance component	Denotation
Development	ADV_ARC.1	Security architecture description
	ADV_COMP.1	Design compliance with the platform certification report, guidance and ETR_COMP
	ADV_FSP.4	Complete functional specification
	ADV_IMP.1	Implementation representation of the TSF
	ADV_TDS.3	Basic modular design

⁷⁴ [assignment: *physical tampering scenarios*]

⁷⁵ [assignment: *list of TSF devices/elements*]

Assurance class	Assurance component	Denotation
Guidance documents	AGD_OPE.1	Operational user guidance
	AGD_PRE.1	Preparative procedures
Life-cycle support	ALC_CMC.4	Production support, acceptance procedures and automation
	ALC_CMS.4	Problem tracking CM coverage
	ALC_COMP.1	Integration of the application into the underlying platform and Consistency check for delivery and acceptance procedures
	ALC_DEL.1	Delivery procedures
	ALC_DVS.2	Sufficiency of security measures
	ALC_LCD.1	Developer defined life-cycle model
	ALC_TAT.1	Tools and techniques – Well-defined development tools
Security Target evaluation	ASE_CCL.1	Conformance claims
	ASE_COMP.1	Consistency of Security Target
	ASE_ECD.1	Extended components definition
	ASE_INT.1	Security objectives
	ASE_OBJ.2	PP claims
	ASE_REQ.2	IT security requirements

Assurance class	Assurance component	Denotation
	ASE_SPD.1	Security problem definition
	ASE_TSS.1	TOE summary specification
Tests	ATE_COMP.1	Composite product functional testing
	ATE_COV.2	Analysis of coverage
	ATE_DPT.1	Depth – Testing: high-level design
	ATE_FUN.1	Functional testing
	ATE_IND.2	Independent testing – sample
Vulnerability assessment	AVA_COMP.1	Composite product vulnerability assessment
	AVA_VAN.3	Focused vulnerability analysis

Table 1: Security Assurance Requirements

The selection of the component ALC_DVS.2 provides a higher assurance of the security of the MRTD's development and manufacturing especially for the secure handling of the MRTD's material.

The Assurance Requirements for the selected level EAL 4 augmented are described in the Common Criteria for IT Security Evaluation documents. They are not listed in detail here.

7 TOE Summary Specification

As described in the TOE description (see chapt. 1.4) the TOE provides security features which can be associated into following groups:

- Identification and Authentication mechanisms
- Cryptographic functions support
- Access control /Storage and protection of logical MRTD data
- Secure messaging
- Security and Life-cycle management

Moreover the TOE will protect itself against interference, logical tampering and bypass.

The security functionality of the TOE respectively the Morpho JC ePassport applet will be externally available to the user by APDU commands according to the access conditions specified by the according policies considering the life cycle state, user role and security state.

The following overview shows how these features satisfy the security functional requirements specified in chapt. 6.1. The numbering of the security features is not sequential to be compatible to other CC documents.

SF.I&A Identification and Authentication

include the mechanisms for

- Basic Access Control Authentication mechanism
- Authentication of the Personalization Agent with the personalization key set

Authentication mechanisms

The different authentication mechanisms are supported by according APDU commands and parameters using the cryptographic functions provided by the platform. The authentication mechanisms are enforced by protocols and APDU methods as specified in the functional specification.

1. Symmetric Basic Access Control Authentication Mechanism used by the Basic Inspection System knowing the Document Basic Access Keys (printed on the passport)

- FIA_AFL.1 Authentication Failure Handling
- FIA_UID.1 Timing of Identification
- FIA_UAU.1 Timing of Authentication
- FIA_UAU.4 Single-use authentication of the Terminal by the TOE
- FIA_UAU.5 Multiple authentication mechanisms

<ul style="list-style-type: none"> • FIA_UAU.6 Re-authenticating of Terminal by the TOE • FMT_SMR.1 Security Roles • FCS_COP.1/AUTH Cryptographic operation - Authentication
4. Symmetric Authentication of the Personalization Agent using the according keys written to the TOE by the Manufacturer during pre-personalization.
<ul style="list-style-type: none"> • FIA_UAU.5 Multiple authentication mechanisms • FIA_UAU.4 Single-use authentication of the Terminal by the TOE • FMT_SMR.1 Security Roles

SF.CF Cryptographic functions support

Following functionality is provided, mostly by the platform:

1. 3DES (112 bit keys) for en-/decryption (CBC and ECB) and signature (MAC) generation and verification, all provided by the platform.
<ul style="list-style-type: none"> • FCS_COP.1/ENC Cryptographic operation – Encryption / Decryption Triple DES • FCS_COP.1/MAC Cryptographic operation – Retail MAC
2. SHA-1, SHA-224, and SHA-256 hash algorithm, provided by the platform.
<ul style="list-style-type: none"> • FCS_COP.1/SHA Cryptographic operation – Hash for Key Derivation by MRTD and according the application in paragraph 6.1.2.1 in this ST: • The TOE implements the hash function SHA-1 for the cryptographic primitive to derive the keys for secure messaging from the shared secrets of the Basic Access Control Authentication Mechanism (cf. [9303], Volume 2, Appendix 5 to Section IV. par. A5.1). .
5. Destruction of cryptographic keys: A special javacard.security method of the JCOP platform is used. The transient keys will be reset by the JCOP platform if a deselect of the DF or a reset occurs in an authenticated phase of the TOE
<ul style="list-style-type: none"> • FCS_CKM.4/ Cryptographic key destruction The TOE will destroy the BAC Session Keys (i) after detection of an error in a received command by verification of the MAC and (ii) after successful run of the Chip Authentication Protocol. The TOE will destroy the Chip Authentication Session Keys after detection of an error in a received command by verification of the MAC. The TOE will clear the memory area of any session keys before starting the communication with the terminal in a new power-on-session.
6. Cryptographic key generation according to the Document Basic Access Key Derivation Algorithm and a key size of 112.
<ul style="list-style-type: none"> • FCS_CKM.1 Cryptographic key generation – Key Derivation Function by the MRTD

8. Random number generation according to class K3, of AIS 20 [AIS20], provided by the platform

- FCS_RND.1/MRTD Quality metric for random numbers

SF.ILTB Protection against interference, logical tampering and bypass

1. Security domains are supported by the Java Card platform used by the TOE underlying platform JCOP v. 2.4.1. The JCOP platform provides protection against physical attack and performs self tests as described in [JCOP_ST].

The JCOP platform protects the TOE against malfunctions that are caused by exposure to operating conditions that may cause a malfunction. This includes hardware resets and operation outside the specified norms.

The Morpho JC ePassport Applet uses transient memory where a hardware reset should revert the Morpho JC ePassport Applet to an unauthenticated state.

- FPT_FLS.1 Failure with preservation of secure state
- FPT_TST.1 TSF testing
- FPT_PHP.3 Resistance to physical attack

SF.AC Access control / Storage and protection of logical MRTD data

Following functionality is provided including access control to MRTD data:

1. The TOE implements the subjects, objects, security attributes and rules according to the security attribute based access control. Access control is enforced by the APDU methods as specified in the interface defined in the functional specification.

This functionality contributes to

- FDP_ACC.1 Subset access control
- FDP_ACF.1 Security attribute based access control
- FDP_UIT.1 Data exchange integrity
- FDP_UCT.1 Basic data exchange confidentiality

SF.SM Secure Messaging

Following functionality is provided, mostly by the platform:

2. The Retail MAC is part of every APDU command/response when secure messaging is active for Basic Access Control. Re-authentication is performed by the mandatory MAC in secure messaging.

- FIA_UAU.6 Re-authenticating – Re-authenticating of Terminal by the TOE

3. Secure messaging in ENC_MAC mode using the Triple-DES in CBC mode and cryptographic key

sizes 112 bit. This functionality is based on SF.CF.

The functionality contributes to

- FIA_UAU.6 Re-authenticating – Re-authenticating of Terminal by the TOE
- FDP_UCT.1 Basic data exchange confidentiality
- FDP_UIT.1 Data exchange integrity

SF.LCM Security and life cycle management

Following functionality is provided:

Management of phases and roles

1. The manufacturing phase is split up by the TOE into initialization and pre-personalization sub-phases. The initialization and pre-personalization functionality is supported by both the JCOP platform and the Morpho JC ePassport Applet.

Initialization and pre-personalization are part of the JCOP platform TOE preparation and will be performed according to the JCOP Administrator and User Guidance. Additional pre-personalization steps are performed according to ALC_LCD of the Morpho JC ePassport.

The Morpho JC ePassport Applet keeps an internal state. This state, together with the access control mechanisms force the Terminal into a specific role, for the pre-personalization and subsequent phases. The phases are controlled by according APDU commands.

- FMT_SMF.1 Specification of Management Functions (Initialization part)
- FMT_SMR.1.1 Security roles (Manufacturer)
- FMT_MTD.1/INI_ENA Management of TSF data – Writing of Initialization Data and Pre-personalization Data
- FMT_MTD.1/INI_DIS Management of TSF data – Disabling of Read Access to Initialization Data and Pre-personalization Data

2. Personalization and Configuration of the Morpho JC ePassport Applet is performed using the commands available in the personalization phase. Writing of Initialization data of the JCOP platform is restricted to the Manufacturer by the Transport Key and the Pre-Personalization Key Set.

Special APDU commands are used to write the BAC keys to the TOE. These commands are only available for Authenticated Personalization Agent in the Personalization Phase.

- FMT_SMF.1 Specification of Management Functions (Personalization and Configuration part)
- FMT_SMR.1.1 Security roles (Personalization Agent)
- FMT_MTD.1/KEY_WRITE Management of TSF data – Key Write

4. The test features of the JCOP platform are protected by ways described in JCOP platform. The Morpho JC ePassport Applet will not have any test features implemented.

The security management support functionality contributes to

- FMT_LIM.1 Limited capabilities
- FMT_LIM.2 Limited availability

6. The Document Basic Access and the Personalization Agent Keys are protected from disclosure. The Morpho EAC Applet only stores keys in Java Card specified Key structures, which are protected by JCOP platform.

- FMT_MTD.1/KEY_READ Management of TSF data – Key Read
- FPT_EMSEC.1 TOE Emanation

7. The INSTALL for INSTALL method of the JCOP platform will be used to store the chip identification data.

- FAU_SAS.1 Audit storage

8 Annex

8.1 Glossary

Term	Definition
<i>Active Authentication</i>	Security mechanism defined in [9303]. Option by which means the MTRD's chip proves and the inspection system verifies the identity and authenticity of the MTRD's chip as part of a genuine MRTD issued by a known State of organization.
<i>Application note</i>	Optional informative part of the PP containing sensitive supporting information that is considered relevant or useful for the construction, evaluation, or use of the TOE (cf. CC part 1, section B.2.7).
<i>Audit records</i>	Write-only-once non-volatile memory area of the MRTDs chip to store the Initialization Data and Pre-personalization Data.
<i>Authenticity</i>	Ability to confirm the MRTD and its data elements on the MRTD's chip were created by the issuing State or Organization
<i>Basic Access Control</i>	Security mechanism defined in [9303] by which means the MTRD's chip proves and the inspection system protect their communication by means of secure messaging with Basic Access Keys (see there).
<i>Basic Inspection System (BIS)</i>	An inspection system which implements the terminals part of the Basic Access Control Mechanism and authenticates themselves to the MRTD's chip using the Document Basic Access Keys drawn from printed MRZ data for reading the logical MRTD.
<i>Biographical data (biodata).</i>	The personalized details of the bearer of the document appearing as text in the visual and machine readable zones on the biographical data page of a passport book or on a travel card or visa.
<i>biometric reference data</i>	Data stored for biometric authentication of the MRTD holder in the MRTD's chip as (i) digital portrait and (ii) optional biometric reference data.
<i>Counterfeit</i>	An unauthorized copy or reproduction of a genuine security document made by whatever means.
<i>Country Signing CA Certificate (C_{CSCA})</i>	Self-signed certificate of the Country Signing CA Public Key (K _{PubCSCA}) issued by CSCA stored in the inspection system.
<i>Document Basic Access Keys</i>	Pair of symmetric Triple-DES keys used for secure messaging with encryption (key K _{ENC}) and message authentication (key K _{MAC}) of data transmitted between the MRTD's chip and the inspection system [9303]. It is drawn from the printed MRZ of the passport book to authenticate an entity able to read the printed MRZ of the passport book.
<i>Document Security Object (SO_D)</i>	A RFC3369 CMS Signed Data Structure, signed by the Document Signer (DS). Carries the hash values of the LDS Data Groups. It is stored in the MRTD's chip. It may carry the Document Signer Certificate (CDS). [9303]
<i>Eavesdropper</i>	A threat agent with low attack potential reading the communication between the MRTD's chip and the inspection system to gain the data on the MRTD's chip.

Term	Definition
<i>Enrolment</i>	The process of collecting biometric samples from a person and the subsequent preparation and storage of biometric reference templates representing that person's identity. [9303]
<i>Extended Access Control</i>	Security mechanism identified in [9303] by which means the MTRD's chip (i) verifies the authentication of the inspection systems authorized to read the optional biometric reference data, (ii) controls the access to the optional biometric reference data and (iii) protects the confidentiality and integrity of the optional biometric reference data during their transmission to the inspection system by secure messaging. The Personalization Agent may use the same mechanism to authenticate themselves with Personalization Agent Authentication Private Key and to get write and read access to the logical MRTD and TSF data.
<i>Extended Inspection System (EIS)</i>	A role of a terminal as part of an inspection system which is in addition to Basic Inspection System authorized by the issuing State or Organization to read the optional biometric reference data and supports the terminals part of the Extended Access Control Authentication Mechanism.
<i>Forgery</i>	Fraudulent alteration of any part of the genuine document, e.g. changes to the biographical data or the portrait.
<i>Global Interoperability</i>	The capability of inspection systems (either manual or automated) in different States throughout the world to exchange data, to process data received from systems in other States, and to utilize that data in inspection operations in their respective States. Global interoperability is a major objective of the standardized specifications for placement of both eye-readable and machine readable data in all MRTDs. [9303]
<i>IC Dedicated Support Software</i>	That part of the IC Dedicated Software (refer to above) which provides functions after TOE Delivery. The usage of parts of the IC Dedicated Software might be restricted to certain phases.
<i>IC Dedicated Test Software</i>	That part of the IC Dedicated Software (refer to above) which is used to test the TOE before TOE Delivery but which does not provide any functionality thereafter.
<i>Impostor</i>	A person who applies for and obtains a document by assuming a false name and identity, or a person who alters his or her physical appearance to represent himself or herself as another person for the purpose of using that person's document.
<i>Improperly documented person</i>	A person who travels, or attempts to travel with: (a) an expired travel document or an invalid visa; (b) a counterfeit, forged or altered travel document or visa; (c) someone else's travel document or visa; or (d) no travel document or visa, if required. [9303]
<i>Initialization Data</i>	Any data defined by the TOE Manufacturer and injected into the non-volatile memory by the Integrated Circuits manufacturer (Phase 2). These data are for instance used for traceability and for IC identification as MRTD's material (IC identification data).
<i>Inspection</i>	The act of a State examining an MRTD presented to it by a traveler (the MRTD holder) and verifying its authenticity. [9303]

Term	Definition
<i>Inspection system (IS)</i>	A technical system used by the border control officer of the receiving State (i) examining an MRTD presented by the traveler and verifying its authenticity and (ii) verifying the traveler as MRTD holder.
<i>Integrated circuit (IC)</i>	Electronic component(s) designed to perform processing and/or memory functions. The MRTD's chip is a integrated circuit.
<i>Integrity</i>	Ability to confirm the MRTD and its data elements on the MRTD's chip have not been altered from that created by the issuing State or Organization
<i>Issuing Organization</i>	Organization authorized to issue an official travel document (e.g. the United Nations Organization, issuer of the Laissez-passer). [9303]]
<i>Issuing State</i>	The Country issuing the MRTD. [9303]
<i>Logical Data Structure (LDS)</i>	The collection of groupings of Data Elements stored in the optional capacity expansion technology [9303]. The capacity expansion technology used is the MRTD's chip.
<i>Logical MRTD</i>	Data of the MRTD holder stored according to the Logical Data Structure [9303] as specified by ICAO on the contactless integrated circuit. It presents contactless readable data including (but not limited to) <ul style="list-style-type: none"> (1) personal data of the MRTD holder (2) the digital Machine Readable Zone Data (digital MRZ data, DG1), (3) the digitized portraits (DG2), (4) the biometric reference data of finger(s) (DG3) or iris image(s) (DG4) or both and (5) the other data according to LDS (DG5 to DG16).
<i>Logical travel document</i>	Data stored according to the Logical Data Structure as specified by ICAO in the contactless integrated circuit including (but not limited to) <ul style="list-style-type: none"> (1) data contained in the machine-readable zone (mandatory), (2) digitized photographic image (mandatory) and (3) fingerprint image(s) and/or iris image(s) (optional).
<i>Machine readable travel document (MRTD)</i>	Official document issued by a State or Organization which is used by the holder for international travel (e.g. passport, visa, official document of identity) and which contains mandatory visual (eye readable) data and a separate mandatory data summary, intended for global use, reflecting essential data elements capable of being machine read. [9303]
<i>Machine readable visa (MRV):</i>	A visa or, where appropriate, an entry clearance (hereinafter collectively referred to as visas) conforming to the specifications contained herein, formulated to improve facilitation and enhance security for the visa holder. Contains mandatory visual (eye readable) data and a separate mandatory data summary capable of being machine read. The MRV is normally a label which is attached to a visa page in a passport. [9303]
<i>Machine readable zone (MRZ)</i>	Fixed dimensional area located on the front of the MRTD or MRP Data Page or, in the case of the TD1, the back of the MRTD, containing mandatory and optional data for machine reading using OCR methods. [9303]
<i>Machine-verifiable biometrics feature</i>	A unique physical personal identification feature (e.g. an iris pattern, fingerprint or facial characteristics) stored on a travel document in a form that can be read and verified by machine.

Term	Definition
<i>MRTD application</i>	Non-executable data defining the functionality of the operating system on the IC as the MRTD's chip. It includes <ul style="list-style-type: none"> - the file structure implementing the LDS [9303] , - the definition of the User Data, but does not include the User Data itself (i.e. content of DG1 to DG13 and DG 16) and - the TSF Data including the definition the authentication data but except the authentication data itself.
<i>MRTD Basic Access Control</i>	Mutual authentication protocol followed by secure messaging between the inspection system and the MRTD's chip based on MRZ information as key seed and access condition to data stored on MRTD's chip according to LDS.
<i>MRTD holder</i>	The rightful holder of the MRTD for whom the issuing State or Organization personalized the MRTD.
<i>MRTD's Chip</i>	A contactless integrated circuit chip complying with ISO/IEC 14443 and programmed according to the Logical Data Structure as specified by ICAO, [9303].
<i>MRTD's chip Embedded Software</i>	Software embedded in a MRTD's chip and not being developed by the IC Designer. The MRTD's chip Embedded Software is designed in Phase 1 and embedded into the MRTD's chip in Phase 2 of the TOE life-cycle.
<i>Optional biometric reference data</i>	Data stored for biometric authentication of the MRTD holder in the MRTD's chip as (i) encoded finger image(s) (DG3) or (ii) encoded iris image(s) (DG4) or (iii) both. Note that the European commission decided to use only finger print and not to use iris images as optional biometric reference data.
<i>Passive authentication</i>	(i) verification of the digital signature of the Document Security Object and (ii) comparing the hash values of the read LDS data fields with the hash values contained in the Document Security Object.
<i>Personalization</i>	The process by which the portrait, signature and biographical data are applied to the document.
<i>Personalization Agent</i>	The agent acting on the behalf of the issuing State or organization to personalize the MRTD for the holder by (i) establishing the identity the holder for the biographic data in the MRTD, (ii) enrolling the biometric reference data of the MRTD holder i.e. the portrait, the encoded finger image(s) or (ii) the encoded iris image(s) and (iii) writing these data on the physical and logical MRTD for the holder.
<i>Personalization Agent Authentication Information</i>	TSF data used for authentication proof and verification of the Personalization Agent.
<i>Personalization Agent Authentication Key</i>	Symmetric cryptographic key used (i) by the Personalization Agent to prove their identity and get access to the logical MRTD according to the SFR FIA_UAU.4/BT FIA_UAU.6/BT and FIA_API.1/SYM_PT and (ii) by the MRTD's chip to verify the authentication attempt of a terminal as Personalization Agent according to the SFR FIA_UAU.4/MRTD, FIA_UAU.5/MRTD and FIA_UAU.6/MRTD.

Term	Definition
<i>Physical travel document</i>	Travel document in form of paper, plastic and chip using secure printing to present data including (but not limited to) <ol style="list-style-type: none"> (1) biographical data, (2) data of the machine-readable zone, (3) photographic image and (4) other data.
<i>Pre-personalization Data</i>	Any data that is injected into the non-volatile memory of the TOE by the MRTD Manufacturer (Phase 2) for traceability of non-personalized MRTD's and/or to secure shipment within or between life cycle phases 2 and 3. It contains (but is not limited to) the Personalization Agent Key Pair.
<i>Receiving State</i>	The Country to which the MRTD holder is applying for entry. [9303]
<i>reference data</i>	Data enrolled for a known identity and used by the verifier to check the verification data provided by an entity to prove this identity in an authentication attempt.
<i>secondary image</i>	A repeat image of the holder's portrait reproduced elsewhere in the document by whatever means
<i>secure messaging in encrypted mode</i>	Secure messaging using encryption and message authentication code according to ISO/IEC 7816-4
<i>Skimming</i>	Imitation of the inspection system to read the logical MRTD or parts of it via the contactless communication channel of the TOE without knowledge of the printed MRZ data.
<i>Terminal Authorization</i>	Intersection of the Certificate Holder Authorizations of the Inspection System Certificate, the Document Verifier Certificate and Country Verifier Certification Authority which shall be valid for the Current Date.
<i>Travel document</i>	A passport or other official document of identity issued by a State or organization, which may be used by the rightful holder for international travel. [9303]
<i>Traveler</i>	Person presenting the MRTD to the inspection system and claiming the identity of the MRTD holder.
<i>TSF data</i>	Data created by and for the TOE, that might affect the operation of the TOE (CC part 1).
<i>Unpersonalized MRTD</i>	MRTD material prepared to produce an personalized MRTD containing an initialized and pre-personalized MRTD's chip.
<i>User data</i>	Data created by and for the user, that does not affect the operation of the TSF (CC part 1).
<i>Verification</i>	The process of comparing a submitted biometric sample against the biometric reference template of a single enrollee whose identity is being claimed, to determine whether it matches the enrollee's template. [9303]

Term	Definition
<i>Verification data</i>	Data provided by an entity in an authentication attempt to prove their identity to the verifier. The verifier checks whether the verification data match the reference data known for the claimed identity.
<i>Country Verifying Certification Authority</i>	The country specific root of the PKI of Inspection Systems and creates the Document Verifier Certificates within this PKI. It enforces the Privacy policy of the issuing Country or Organization in respect to the protection of sensitive biometric reference data stored in the MRTD. It is
<i>Document Verifier</i>	Certification authority creating the Inspection System Certificates and managing the authorization of the Extended Inspection Systems for the sensitive data of the MRTD in the limits provided by the issuing States or Organizations
<i>General Inspection System</i>	A Basic Inspection System which implements sensitively the Chip Authentication Mechanism.
<i>Extended Inspection System</i>	A General Inspection System which (i) implements the Chip Authentication Mechanism, (ii) implements the Terminal Authentication Protocol and (iii) is authorized by the issuing State or Organization through the Document Verifier of the receiving State to read the sensitive biometric reference data.
<i>Current date</i>	The maximum of the effective dates of valid CVCA, DV and domestic Inspection System certificates known to the TOE. It is used the validate card verifiable certificates.
<i>Certificate chain</i>	Hierarchical sequence of Inspection System Certificate (lowest level), Document Verifier Certificate and Country Verifying Certification Authority Certificates (highest level), where the certificate of a lower level is signed with the private key corresponding to the public key in the certificate of the next higher level. The Country Verifying Certification Authority Certificate is signed with the private key corresponding to the public key it contains (self-signed certificate).

8.2 Abbreviations

CC	Common Criteria, see [CC]
EAL	Evaluation Assurance Level
PP	Protection Profile
ST	Security Target
SEF	Security Enforcing Functions
SOF	Strength Of Function
TOE	Target of Evaluation
TSF	TOE Security Functions

8.3 References

See [Glossary], 8929-8138-007 Morpho JC ePassport Glossary.