



Cisco Nexus 7000 Series Switch

Security Target

Version 1.0

July 23, 2015



Americas Headquarters:
Cisco Systems, Inc., 170 West Tasman Drive, San Jose, CA 95134-1706 USA

© 2015 Cisco Systems, Inc. All rights reserved.

Table of Contents

1	SECURITY TARGET INTRODUCTION	8
1.1	ST and TOE Reference	8
1.2	TOE Overview	8
1.2.1	TOE Product Type	9
1.2.2	Supported non-TOE Hardware/ Software/ Firmware	11
1.3	TOE DESCRIPTION	11
1.4	TOE Evaluated Configuration.....	13
1.5	Physical Scope of the TOE.....	14
1.6	Logical Scope of the TOE.....	15
1.6.1	Security Audit	16
1.6.2	Cryptographic Support.....	16
1.6.3	Full Residual Information Protection.....	17
1.6.4	Identification and authentication.....	17
1.6.5	Information Flow Control.....	17
1.6.6	Security Management	18
1.6.7	Protection of the TSF	19
1.6.8	TOE Access	19
1.6.9	Trusted path/Channels	19
1.7	Excluded Functionality	19
2	Conformance Claims.....	21
2.1	Common Criteria Conformance Claim	21
2.2	Protection Profile Conformance.....	21
3	SECURITY PROBLEM DEFINITION.....	22
3.1	Assumptions	22
3.2	Threats.....	22
3.3	Organizational Security Policies	23
4	SECURITY OBJECTIVES.....	24
4.1	Security Objectives for the TOE	24
4.2	Security Objectives for the Environment.....	24
5	SECURITY REQUIREMENTS.....	26
5.1	Extended TOE Security Functional Components	26
5.1.1	Cryptographic Support (FCS).....	26
5.1.2	Cryptographic Protocols (FCS_SSH_EXT)	27
5.1.3	User data protection (FDP).....	28
5.1.4	Identification and authentication (FIA)	29
5.1.5	Protection of Administrator Passwords (FPT_APW_EXT).....	32
5.2	Conventions.....	33
5.3	TOE Security Functional Requirements	34
5.4	SFRs	35
5.4.1	Security audit (FAU).....	35
5.4.2	Cryptographic Support (FCS).....	36
5.4.3	User data protection (FDP).....	38

5.4.4	Identification and authentication (FIA)	40
5.4.5	Security Management (FMT)	40
5.4.6	Protection of the TSF (FPT)	43
5.4.7	TOE Access (FTA)	43
5.4.8	Trusted Path/Channels (FTP)	43
5.5	TOE SFR Hierarchies and Dependencies	44
5.6	Extended TOE Security Functional Components Definition	45
5.6.1	Security Assurance Requirements Rationale	47
5.7	Assurance Measures	48
6	TOE Summary Specification	50
6.1	TOE Security Functional Requirement Measures	50
6.2	TOE Bypass and interference/logical tampering Protection Measures	60
6.3	Rationale for requirements/TOE Objectives	62
6.4	Rationale for TOE Security Objectives	62
6.5	Security objectives rationale	66
6.5.1	Tracing of security objectives to SPD	66
6.5.2	Justification of tracing	66
7	Annex A: Key Zeroization	68
7.1	Key Zeroization	68
8	Annex B: References	69

List of Tables

TABLE 1 ACRONYMS.....	5
TABLE 2 TERMINOLOGY	6
TABLE 3 ST AND TOE IDENTIFICATION	8
TABLE 4 IT ENVIRONMENT COMPONENTS	11
TABLE 5: HARDWARE MODELS AND SPECIFICATIONS	11
TABLE 6 FIPS REFERENCES	16
TABLE 7 TOE PROVIDED CRYPTOGRAPHY.....	16
TABLE 8 EXCLUDED FUNCTIONALITY.....	19
TABLE 9 TOE ASSUMPTIONS	22
TABLE 10 THREATS	22
TABLE 11 ORGANIZATIONAL SECURITY POLICIES	23
TABLE 12 SECURITY OBJECTIVES FOR THE TOE.....	24
TABLE 13 SECURITY OBJECTIVES FOR THE ENVIRONMENT	25
TABLE 14 EXTENDED TOE SECURITY FUNCTIONAL REQUIREMENTS.....	26
TABLE 15 SECURITY FUNCTIONAL REQUIREMENTS.....	34
TABLE 16 AUDITABLE EVENTS	35
TABLE 17 CRYPTOGRAPHIC KEY GENERATION	37
TABLE 18 CRYPTOGRAPHIC OPERATIONS.....	37
TABLE 19: ROLE/OPERATIONS ASSOCIATED WITH ACLS	41
TABLE 20: ROLE/OPERATIONS/TSF DATA.....	42
TABLE 21: TOE SECURITY FUNCTIONAL REQUIREMENTS DEPENDENCY RATIONALE.....	44
TABLE 22 EXTENDED COMPONENTS RATIONALE.....	46
TABLE 23: ASSURANCE MEASURES FOR EAL2	48
TABLE 24 HOW TOE SFRS ARE MET.....	50
TABLE 25: SFR/OBJECTIVES MAPPINGS	62
TABLE 26 SFR TRACING JUSTIFICATION.....	64
TABLE 27 TRACING OF SECURITY OBJECTIVES TO SPD.....	66
TABLE 28 THREAT AND OSP RATIONALE.....	67
TABLE 29: THREAT/POLICIES/TOE OBJECTIVES RATIONALE.....	67
TABLE 30: TOE KEY ZEROIZATION	68
TABLE 31: REFERENCES	69

List of Figures

FIGURE 1 SWITCH CONSOLIDATION USING VDCS	10
FIGURE 2 TOE AND ENVIRONMENT.....	14
FIGURE 3 TYPICAL PHYSICAL TOPOLOGY	15

Acronyms

The following acronyms and abbreviations are common and may be used in this Security Target:

Table 1 Acronyms

Acronyms / Abbreviations	Definition
AAA	Administration, Authorization, and Accounting
ACL	Access Control Lists
AES	Advanced Encryption Standard
BRI	Basic Rate Interface
CC	Common Criteria for Information Technology Security Evaluation
CEM	Common Evaluation Methodology for Information Technology Security
CM	Configuration Management
CSU	Channel Service Unit
DHCP	Dynamic Host Configuration Protocol
DSU	Data Service Unit
EAL	Evaluation Assurance Level
EHWIC	Ethernet High-Speed WIC
ESP	Encapsulating Security Payload
GE	Gigabit Ethernet port
ICMP	Internet Control Message Protocol
ISDN	Integrated Services Digital Network
IT	Information Technology
NDPP	Network Device Protection Profile
OS	Operating System
PBKDF2	Password-Based Key Derivation Function version 2
PoE	Power over Ethernet
POP3	Post Office Protocol
PP	Protection Profile
SA	Security Association
SFP	Security Function Policy
SHS	Secure Hash Standard
SIP	Session Initiation Protocol
SSHv2	Secure Shell (version 2)
ST	Security Target
TCP	Transport Control Protocol
TOE	Target of Evaluation
TSC	TSF Scope of Control
TSF	TOE Security Function
TSP	TOE Security Policy
UDP	User datagram protocol
VDC	Virtual Device Context
vPC	virtual port channels
VRF	Virtual Routing and Forwarding
WAN	Wide Area Network
WIC	WAN Interface Card

Terminology

Table 2 Terminology

Term	Definition
Authorized Administrator	Any user which has been assigned to a privilege level that is permitted to perform all TSF-related functions.
Peer switch	Another switch on the network that the TOE interfaces with.
Privilege level	Assigns a user specific management access to the TOE to run specific commands. For NX-OS privilege levels in IOS can be mapped to the NX-OS user roles. The privilege levels are from 1-15 with 15 having full administrator access to the TOE similar to root access in UNIX or Administrator access on Windows. Privilege level 1 has the most limited access to the CLI. By default when a user logs in to the Cisco NX-OS, they will be in user EXEC mode (level 1). From this mode, the administrator has access to some information about the TOE, such as the status of interfaces, and the administrator can view routes in the routing table. However, the administrator can't make any changes or view the running configuration file. The privilege levels are customizable so that an Authorized Administrator can also assign certain commands to certain privilege levels.
Role	An assigned role gives a user varying access to the management of the TOE. For the purposes of this evaluation the privilege level of a user is synonymous with the assigned privilege level.
Security Administrator	Synonymous with Authorized Administrator for the purposes of this evaluation.
User	Any entity (human user or external IT entity) outside the TOE that interacts with the TOE.
Vty	vty is a term used by Cisco to describe a single terminal (whereas Terminal is more of a verb or general action term).

DOCUMENT INTRODUCTION

Prepared By:

Cisco Systems, Inc.
170 West Tasman Dr.
San Jose, CA 95134

This document provides the basis for an evaluation of a specific Target of Evaluation (TOE), the Nexus 7000 Series Switch (Nexus 7k). This Security Target (ST) defines a set of assumptions about the aspects of the environment, a list of threats that the product intends to counter, a set of security objectives, a set of security requirements, and the IT security functions provided by the TOE which meet the set of requirements. Administrators of the TOE will be referred to as administrators, Authorized Administrators, TOE administrators, semi-privileged, privileged administrators, and security administrators in this document.

1 SECURITY TARGET INTRODUCTION

The Security Target contains the following sections:

- Security Target Introduction [Section 1]
- Conformance Claims [Section 2]
- Security Problem Definition [Section 3]
- Security Objectives [Section 4]
- IT Security Requirements [Section 5]
- TOE Summary Specification [Section 6]

The structure and content of this ST comply with the requirements specified in the Common Criteria (CC), Part 1, Annex A, and Part 2.

1.1 ST and TOE Reference

This section provides information needed to identify and control this ST and its TOE.

Table 3 ST and TOE Identification

Name	Description
ST Title	Nexus 7000 Series Switch
ST Version	1.0
Publication Date	July 23, 2015
Vendor and ST Author	Cisco Systems, Inc.
TOE Reference	Nexus 7000 Series Switch
TOE Hardware Models	7000, 7700
TOE Software Version	NX-OS version 6.2.12
Keywords	Switch, Data Protection, Authentication, Firewall
TOE Guidance	Cisco Nexus 7000 Series Switch Common Criteria Configuration Guide v1.0

1.2 TOE Overview

The Cisco Nexus 7000 Series Switch TOE are data center switches that support more than 17 terabits per second (Tbps) of aggregate switching capacity, making them highly capable and effective in the role of data center core switches. The TOE is comprised of the Nexus 7000 series switches which include the 7000 and 7700 models running NX-OS. The Nexus 7k switches and NX-OS are collectively referred to as TOE or individually as TOE Components. The Nexus 7k switches are modular and are available in 4-, 9-, 10-, and 18-slot chassis. These chassis can be outfitted with the following types of modules:

- **Supervisor modules:** Supervisor modules provide scalable control plane and management functions for the switch. The Supervisor modules control Layer 2 and 3 services, redundancy capabilities, configuration management, status monitoring, power and environmental management, and transparent upgrades to I/O and fabric modules.
- **Fabric modules:** Fabric modules provide the central switching element for fully distributed forwarding on the I/O modules. The addition of each Fabric Module increases

the bandwidth to all module slots up to the system limit of five modules, with Cisco Nexus 7000 Series Fabric-2 modules delivering up to 550 Gbps per slot.

- **M2-Series I/O modules:** M2-Series modules are full-featured, high-performance modules with support for high-density 10-, 40-, and 100-Gigabit Ethernet interfaces. Larger forwarding tables can be enabled to support a full IPv4 and IPv6 Internet route table. Furthermore, M2-Series supports a comprehensive feature set including Cisco Overlay Transport Virtualization (OTV), Cisco Locator/ID Separation Protocol (LISP), Multiprotocol Label Switching (MPLS), full Cisco NetFlow, and Virtual Private LAN Services (VPLS). In addition, these modules maintain architectural consistency with the Cisco Catalyst 6500 series switches.
- **F2/F2e-Series I/O modules:** F2-Series modules are built with switch-on-a-chip (SoC) architecture, which increases performance while reducing the power use, latency, and cooling requirements of the module. Each port can be used at 1- or 10-Gigabit Ethernet speeds. The F2-Series modules support Layer 3 functions and unified fabric capabilities such as Cisco FabricPath, Fibre Channel over Ethernet (FCoE), and integration with Cisco Nexus 2000 Series Fabric Extenders (FEX). The Cisco Nexus 7000 Series FabricPath modules have been Common Criteria certified as part of the Nexus 5000 Series evaluation. The enhanced F2e modules help to enable full Layer 2 and Layer 3 functionality and interoperability with M2-Series modules in the same virtual device context (VDC).

1.2.1 TOE Product Type

The 7000 TOE component is a data center-class switch for 10 Gigabit Ethernet networks with a fabric architecture that scales to 17 terabits per second (Tbps). The Nexus 7000 Series TOE is both IPv4 and IPv6 capable and provides network virtualization.

Cisco NX-OS is a Cisco-developed highly configurable proprietary operating system that provides for efficient and effective routing and switching as well as network virtualization. NX-OS is a next-generation data center class operating system designed for maximum scalability and application availability. The NX-OS data center class operating system was built with modularity, resiliency, and serviceability at its foundation. NX-OS is based on the industry-proven Cisco Storage Area Network Operating System (SAN-OS) Software and helps ensure continuous availability to set the standard for mission-critical data center environments. Although it is a separate OS from NX-OS, it includes many of the same commands and features of Cisco NX-OS.

The NX-OS software supports Virtual Device Contexts (VDC), which enables the partitioning of a single physical Nexus 7k device into multiple logical devices. This logical separation provides the following benefits:

- Administrative and management separation;
- Change and failure domain isolation from other VDCs; and
- Address, virtual local area network (VLAN), virtual routing and forwarding (VRF), and virtual port channels (vPC) isolation.

Each VDC appears as a unique device and enables separate Roles-Based Access Control Management (RBAC) per VDC. This enables VDCs to be administered by different administrators while still maintaining a rich, granular RBAC capability. With this functionality, each administrator can define VRF names and VLAN IDs independent of those used in other VDCs safely with the knowledge that VDCs maintain their own unique software processes, configuration, and data plane forwarding tables.

NX-OS provides virtual routing and forwarding capabilities that logically segment the network by virtualizing both the routing control plane and data plane functions into autonomous instances. Routing protocols and interfaces, both physical and logical, become members of a specific VRF instance via configuration. For each VRF, IPv4 and IPv6 tables are created automatically and independent routing and forwarding decisions are made. NX-OS supports up to 1000 unique VRF instances, whether defined in a single Virtual Device Context (VDC) or spread across multiple VDCs. VDCs provide for The following figure provides a visual depiction of an example of the TOE using Virtual Device Context (VDC)s as separate switches.

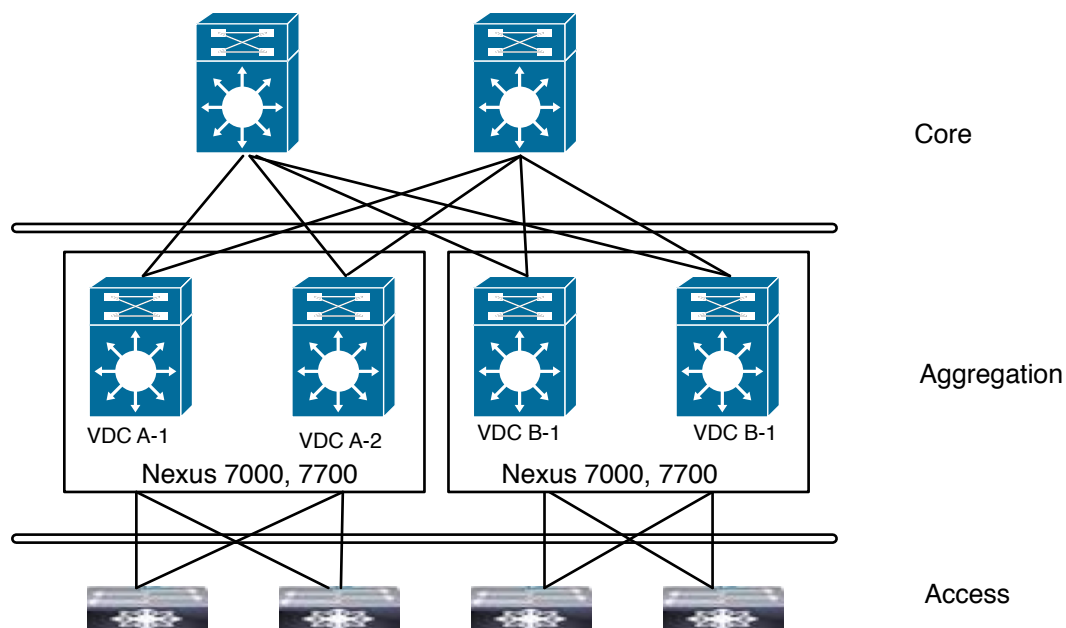


Figure 1 Switch Consolidation using VDCs

For management purposes the TOE provides command line access to administer the TOE. Although NX-OS performs many networking functions, this TOE only addresses the functions that provide for the security of the TOE itself as described in 1.6 Logical Scope of the TOE below.

1.2.2 Supported non-TOE Hardware/ Software/ Firmware

The TOE supports (in some cases optionally) the following hardware, software, and firmware in its environment when the TOE is configured in its evaluated configuration:

Table 4 IT Environment Components

Component	Required	Usage/Purpose Description for TOE performance
Local Console	Yes	This includes any IT Environment Console that is directly connected to the TOE via the Serial Console Port and is used by the TOE administrator to support TOE administration.
Management Workstation with SSH Client	Yes	This includes any IT Environment Management workstation with a SSH client installed that is used by the TOE administrator to support TOE administration through SSH protected channels. Any SSH client that supports SSHv2 may be used.
Syslog Server	No	This includes any syslog server to which the TOE would transmit syslog messages.
RADIUS or TACACS+ AAA Server	Yes	This includes any IT environment RADIUS or TACACS+ AAA server that provides single-use authentication mechanisms. The TOE correctly leverages the services provided by this RADIUS or TACACS+ AAA server to provide single-use authentication to administrators.

1.3 TOE DESCRIPTION

This section provides an overview of the Cisco Nexus 7000 Series Switch Target of Evaluation (TOE). The TOE is comprised of both software and hardware. The hardware is comprised of the following models: 7000, 7700. The software is comprised of the NX-OS software image Release 6.2.12

The Cisco Nexus 7000 Series Switch that comprises the TOE have common hardware characteristics. These characteristics affect only non-TSF relevant functions of the switches (such as throughput and amount of storage) and therefore support security equivalency of the switches in terms of hardware.

Table 5 below describes the models have been claimed within this evaluation:

Table 5: Hardware Models and Specifications

Hardware	Configuration	Size	Power	Interfaces
Cisco 7000 models				
Cisco Nexus 7004	4-slot chassis: 2 dedicated supervisor 2 and 2E modules and 2 I/O modules	Usable rack space: 7RU	100-240V	Based on Supervisor and I/O modules installed ¹
Cisco Nexus 7009	9-slot chassis: 2 dedicated supervisor modules and 7 I/O modules	Usable rack space: 14RU	100-240V	Based on Supervisor and I/O modules installed
Cisco Nexus 7010	9-slot chassis: 2 dedicated supervisor modules and 7 I/O modules	Usable rack space: 21RU	100-240 V	Based on Supervisor and I/O modules installed

¹ The I/O modules that are compatible with the Nexus 7000 Series and 7700 Series are listed on the Cisco web site in the I/O data sheets for the respective module: <http://www.cisco.com/c/en/us/products/switches/nexus-7000-series-switches/datasheet-listing.html>. For conciseness the I/O modules are not listed explicitly in the above table.

Hardware	Configuration	Size	Power	Interfaces
Cisco Nexus 7018	18-slot chassis: 2 dedicated supervisor modules and 16 I/O modules	Usable rack space: 25RU	100 to 240 VAC auto ranging	Based on Supervisor and I/O modules installed
Cisco Nexus 7000 Supervisor2	1 Quad-Core Intel Xeon processor with 12 GB (DDR3) of memory Flash memory: 2 GB NVRAM: 2-MB battery backup	1.18 x 15.35 x 21.85 in.	based on chassis installed into	<ul style="list-style-type: none"> Supervisor management port: 10/100/1000-Mbps Ethernet port Console serial port: RJ45 connector Auxiliary serial port: RJ45 connector 3 USB ports: 2 host and 1 device port for peripheral devices
Cisco Nexus 7000 Supervisor2E	2 Quad-Core Intel Xeon processor with 32 GB of memory DDR3 Flash memory: 2 GB NVRAM: 2-MB battery backup	1.18 x 15.35 x 21.85 in.	based on chassis installed into	<ul style="list-style-type: none"> Supervisor management port: 10/100/1000-Mbps Ethernet port Console serial port: RJ45 connector Auxiliary serial port: RJ45 connector 3 USB ports: 2 host and 1 device port for peripheral devices
Cisco Nexus 7000 Series Switches Fabric-2 Modules (plugs into 10-slot chassis)	110 Gbps per slot per fabric. 8 Tbps is achieved with the five fabric modules.	1.733 x 14.93 x 7.33 in.	based on chassis installed	Not Applicable
Cisco Nexus 7000 Series Switches Fabric-2 Modules (plugs into 18-slot chassis)	110 Gbps per slot per fabric. 15 Tbps is achieved with the five fabric modules.	14.93 x 1.733 x 7.33 in.	based on chassis installed	Not Applicable
Cisco 7700 models				
Cisco Nexus 7706	6-slot switch: 2 dedicated supervisor modules and 4 I/O modules	Required rack space: 9 rack units (9RU)	110 to 240 VAC	Based on Supervisor and I/O modules installed
Cisco Nexus 7710	10-slot switch: 2 dedicated supervisor modules and 8 I/O modules	Required rack space: 14 rack units (14RU)	110 to 240 VAC	Based on Supervisor and I/O modules installed
Cisco Nexus 7718	18-slot switch: 2 dedicated supervisor modules and 16 I/O modules	Required rack space: 26RU	110 to 240 VAC	Based on Supervisor and I/O modules installed

Hardware	Configuration	Size	Power	Interfaces
Cisco Nexus 7700 Supervisor2E ²	2 Quad-Core Intel Xeon processor with 32 GB (DDR3) of memory Flash memory: 2 GB NVRAM: 2-MB battery backup	2.04 x 7.94 x 21.85 in.	based on chassis installed into	<ul style="list-style-type: none"> Supervisor management port: 10/100/1000-Mbps Ethernet port Console serial port: RJ45 connector 2 USB ports: (Slot 0 and USB 1) for peripheral devices
Cisco Nexus 7700 6-Slot Fabric Module	<ul style="list-style-type: none"> 220 Gbps per slot per Fabric-2 module 1.32 Tbps per slot for an aggregate of six Fabric-2 modules 	11.30 x 2.02 x 7.22 in.	based on chassis installed into	Not Applicable
Cisco Nexus 7700 10-Slot Fabric Module	<ul style="list-style-type: none"> 220 Gbps per slot per Fabric-2 module 1.32 Tbps per slot for an aggregate of six Fabric-2 modules 	18.09 x 2.02 x 9.22 in.	based on chassis installed into	Not Applicable
Cisco Nexus 7700 18-Slot Fabric Module	<ul style="list-style-type: none"> 220 Gbps per slot per Fabric-2 module 1.32 Tbps per slot for an aggregate of six Fabric-2 modules 	32.40 x 2.02 x 10.22 in.	based on chassis installed into	Not Applicable
Other TOE Components:				
NX-OS version 6.2.12				
TOE Guidance:				
Cisco Nexus 7000 Series Switch Common Criteria Configuration Guide v1.0				

1.4 TOE Evaluated Configuration

The TOE consists of one or more switches as specified in section 1.5 below and includes the Cisco NX-OS software. The TOE has two or more network interfaces and is connected to at least one internal and one external network. The Cisco NX-OS configuration determines how packets are handled to and from the TOE's network interfaces. The switch configuration will determine how traffic flows received on an interface will be handled. Typically, packet flows are passed through the internetworking device and forwarded to their configured destination. The following routing protocols are used on all of the TOE models:

- Open Shortest Path First (OSPF) Protocol Versions 2 (IPv4) and 3 (IPv6)
- Intermediate System-to-Intermediate System (IS-IS) Protocol for IPv4
- Border Gateway Protocol (BGP) for IPv4 and IPv6
- Enhanced Interior Gateway Routing Protocol (EIGRP) for IPv4 and IPv6
- Routing Information Protocol Version 2 (RIPv2)
- Protocol Independent Multicast (PIM)

² The Nexus 7000 Supervisor 2E was tested by the ITSEF for evaluator testing.

The TOE is modular so that the chassis can be installed with one or more supported supervisors, fabric modules, and I/O modules. All supported modules for the 7000 and 7700 series are considered part of the TOE evaluated configuration.

Also, if the TOE is to be remotely administered, then the management workstation must be connected to an internal network and SSHv2 must be used to securely connect to the TOE. Audit records are stored locally, but may be remotely backed up to a remote syslog server. If these servers are used, they must be attached to the internal (trusted) network. The internal (trusted) network is meant to be separated effectively from unauthorized individuals and user traffic; one that is in a controlled environment where implementation of security policies can be enforced.

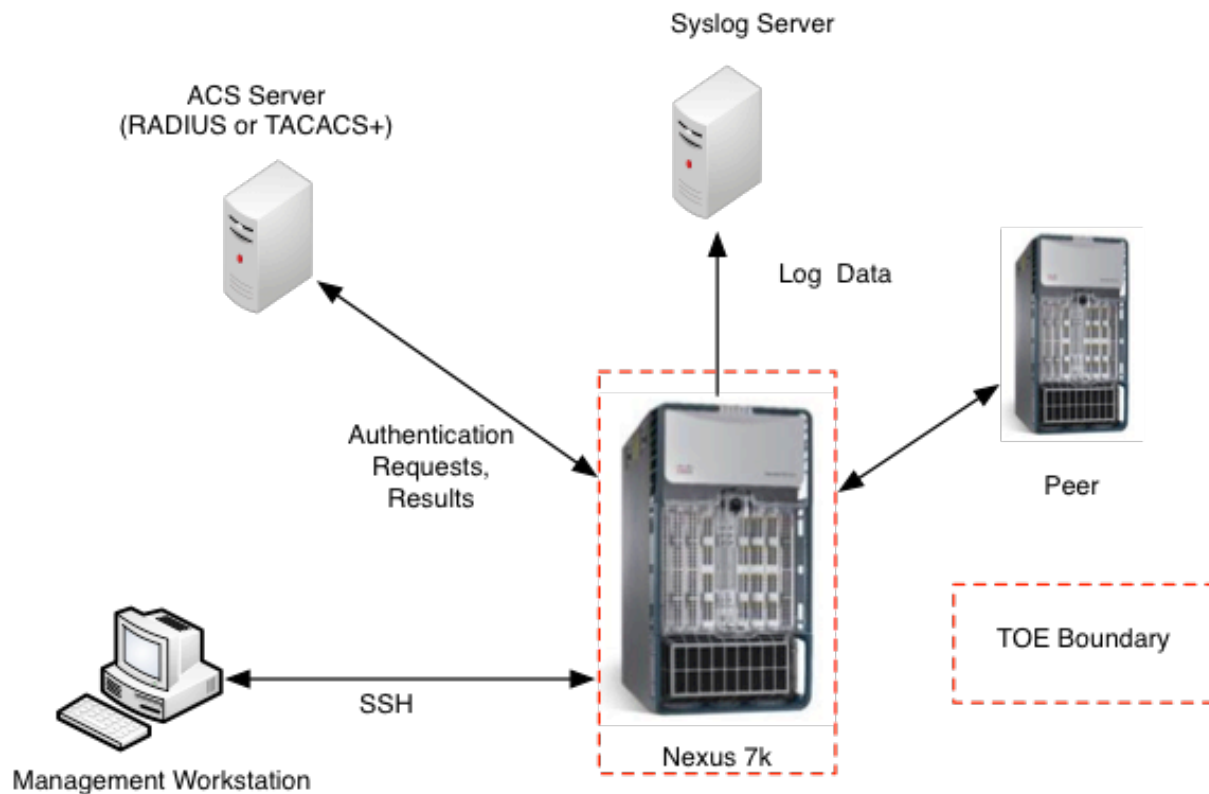


Figure 2 TOE and Environment

1.5 Physical Scope of the TOE

The TOE is a hardware and software solution that makes up the switch models as follows: 7000, 7700. The network on which they reside is considered part of the environment. The TOE guidance documentation that is considered to be part of the TOE can be found listed in the Cisco Nexus 7000 Series Switch Common Criteria Configuration Guide document and are downloadable from the <http://www.cisco.com/c/en/us/support/switches/nexus-7000-series-switches/products-installation-and-configuration-guides-list.html> web site. The TOE is comprised of the following physical specifications as described in Table 5 in section 1.3 above.

Figure 3 below provides a visual depiction of a typical physical topology of a deployment of the TOE. The separate connections represent the connections to separate virtual switches using VDCs on the Aggregation switches.

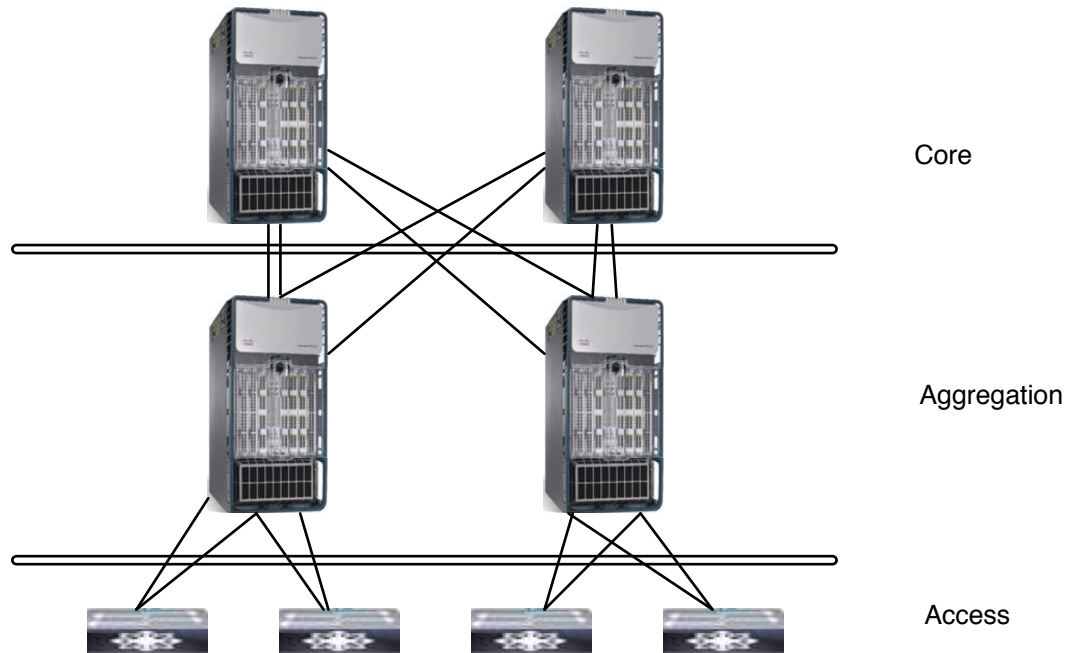


Figure 3 Typical Physical Topology

1.6 Logical Scope of the TOE

The TOE is comprised of several security features. Each of the security features identified above consists of several security functionalities, as identified below.

1. Security Audit
2. Cryptographic Support
3. Full Residual Information Protection
4. Information Flow Control
5. Identification and Authentication
6. Security Management
7. Protection of the TSF
8. TOE Access
9. Trusted Path/Channels

These features are described in more detail in the subsections below. In addition, the TOE implements all RFCs described within the security functional requirements as necessary to satisfy testing/assurance measures prescribed therein.

1.6.1 Security Audit

The Cisco Nexus 7000 Series Switch provides extensive auditing capabilities. The TOE can audit events related to cryptographic functionality, identification and authentication, enforcement of information flow control policies and administrative actions. The Cisco Nexus 7000 Series Switch generates an audit record for each auditable event. Each security relevant audit event has the date, timestamp, event description, and subject identity. The authorized administrator configures auditable events, performs back-up operations, and manages audit data storage. The TOE provides the administrator with a circular audit trail. Logs are written to DRAM, NVRAM, and flash.

1.6.2 Cryptographic Support

The TOE provides cryptography in support of other Cisco Nexus 7k security functionality. This cryptography has been validated for conformance to the requirements of FIPS 140-2 Level 2 (see Table 6 for certificate references).

Table 6 FIPS References

Algorithm	Supported Mode	Cert. #
Nexus 7000 Series TOE Component		
AES	CBC, ECB, GMAC (128, 256)	2710
SHS (SHA-1)	Byte Oriented	2275
HMAC SHA-1	Byte Oriented	1689
RNG (ANSI X9.31)	AES using 128 bit	1258
RSA	1024, 2048 bits	1406

The TOE provides cryptography in support of remote administrative management via SSHv2. The cryptographic services provided by the TOE are described in Table 7 below.

Table 7 TOE Provided Cryptography

Cryptographic Method	Use within the TOE
Secure Shell Establishment	Used to establish initial SSH session.
RSA/DSA Signature Services	Used in SSH session establishment.
SP 800-90 RBG	Used in SSH session establishment.
SHS	Used to provide SSH traffic integrity verification
AES CBC, ECB, GMAC (128, 256)	Used to encrypt SSH session traffic.
HMAC	Used for keyed hash, integrity services in SSH session establishment. Cryptographic algorithm used to authenticate the RADIUS message. Cryptographic algorithm used to authenticate the PAC authentication
RNG	Used for random number generation. Used in SSH session establishment.

1.6.3 Full Residual Information Protection

The TOE ensures that all information flows from the TOE do not contain residual information from previous traffic. Packets are padded with zeros. Residual data is never transmitted from the TOE.

1.6.4 Identification and authentication

The TOE performs user authentication for the Authorized Administrator of the TOE. The TOE provides authentication services for administrative users to connect to the TOE's secure administrator interfaces. The TOE requires Authorized Administrators to authenticate prior to being granted access to any of the management functionality. The TOE can be configured to require a minimum password length as well as mandatory password complexity rules. The TOE provides administrator authentication against a local user database. Password-based authentication can be performed on the local serial port referred to as the management port on the Nexus switches. In addition, password-based authentication can be performed when connecting to the TOE CLIs remotely using SSHv2. The SSHv2 interface also supports authentication using SSH keys. The TOE supports use of a RADIUS or TACACS+ AAA server (part of the IT Environment) to facilitate authentication (including single-use authentication, or password-based authentication) and authorization (roles) for administrative users attempting to connect to the TOE's CLI. When the role is defined via the CLI on the TOE it is sent to the RADIUS server using Vendor Specific Attributes (VSA).

1.6.5 Information Flow Control

The TOE provides the ability to control traffic flow into or out of the Nexus 7000 switch. The following types of traffic flow may be able to be controlled for both IPv4 and IPv6 traffic:

- Layer 3 Traffic – ACLs
- Layer 2 Traffic – PACLs
- VLAN Traffic – VACLs
- VRFs

A ACL is an administratively configured access control list that is applied to Layer 3 traffic that is routed into or out Nexus 7000 Series switch. A PACL is an administratively configured access control list that is applied to Layer 2 traffic that is routed into Nexus 7000 Series switch. A VACL is an administratively configured access control list that is applied to packets that are routed into or out of a VLAN or are bridged within a VLAN. VACLs are strictly for security packet filtering and for redirecting traffic to specific physical interfaces.

ACLs can filter traffic based on the following: Source IP address, Destination IP address, Source port number, Destination port number, Protocol, ICMP message type, ICMP message code, IGMP message type, Precedence, Packet Length, or DSCP value.

PACLs can filter ingress traffic based on the following: Source IP address, Destination IP address, Source port number, Destination port number, Protocol, ICMP message type, ICMP message code, IGMP message type, Source MAC address, Destination MAC address, Protocol, Class of Service (COS), VLAN ID, Precedence, Packet Length, or DSCP value.

Traffic into or out of a VLAN can be filtered by VACLs based on the following: Source IP address, Destination IP address, Source port number, Destination port number, Protocol, ICMP message type, ICMP message code, IGMP message type, Source MAC address, Destination MAC address, Protocol, Class of Service (COS), VLAN ID, Precedence, Packet Length, or DSCP value.

The TOE supports Virtual Routing and Forwarding (VRF). VRFs allow multiple instances of routing tables to exist within the Nexus 7000 Series switch TOE component simultaneously. This increases functionality by allowing network paths to be segmented without using multiple devices. Each VRF instance uses a single routing table. These tables prevent traffic from being forwarded outside a specific VRF path and also keep out traffic that should remain outside the VRF path.

1.6.6 Security Management

The TOE provides secure administrative services for management of general TOE configuration and the security functionality provided by the TOE. All TOE administration occurs either through a secure SSHv2 session or via a local console connection. The TOE provides the ability to securely manage:

- All TOE administrative users;
- All identification and authentication;
- All audit functionality of the TOE;
- All TOE cryptographic functionality;
- Information Flow Control Policies and Rules;
- The timestamps maintained by the TOE;
- Update to the TOE; and
- TOE configuration file storage and retrieval.

Unlike Cisco IOS devices, which use privilege levels to determine authorization, Cisco NX-OS devices use role-based access control (RBAC). To enable both types of devices to be administered by the same TACACS+ servers, an authorized administrator can map the privilege levels configured on TACACS+ servers to user roles configured on Cisco NX-OS devices. The Nexus 7000 Series switch supports the following predefined roles:

- network-admin – This role is a super administrative role. This role has read and write privileges for any configuration item on the Nexus 7000 Series switch regardless of the assigned VDC.
- network-operator - This role has read access to the entire Cisco NX-OS device (only available in the default VDC).
- vdc-admin - This role has read and write privileges for any configuration item on the Nexus 7000 Series switch for a specific VDC.
- vdc-operator - This role has read privileges for any configuration item on the Nexus 7000 Series switch for a specific VDC.

All administrators are considered to be security administrators in this ST. Administrators can create configurable login banners to be displayed at time of login.

The Nexus 7k has a CLI that can be administered either remotely using SSHv2 or locally via a console that is directly connected via a serial cable.

1.6.7 Protection of the TSF

The TOE protects against interference and tampering by untrusted subjects by implementing identification, authentication, and access controls to limit configuration and access to Authorized Administrators. The TOE prevents reading of cryptographic keys and passwords. Additionally Cisco NX-OS is not a general-purpose operating system and access to Cisco NX-OS memory space is restricted to only Cisco NX-OS functions.

Use of separate VLANs is used to ensure routing protocol communications between the TOE and neighbor switches including routing table updates and neighbor switch authentication will be logically isolated from traffic on other VLANs.

Each VDC appears as a unique device and enables separate Roles-Based Access Control Management (RBAC) per VDC. This enables VDCs to be administered by different administrators while still maintaining a rich, granular RBAC capability. With this functionality, each administrator can define VRF names and VLAN IDs independent of those used in other VDCs safely with the knowledge that VDCs maintain their own unique software processes, configuration, and data plane forwarding tables.

The TOE internally maintains the date and time. This date and time is used as the timestamp that is applied to audit records generated by the TOE. Administrators can update the TOE's clock manually. Finally, the TOE performs power-up self-tests and conditional self-tests to verify correct operation of the switch itself and that of the cryptographic module.

1.6.8 TOE Access

The administrator can terminate their own session by exiting out of the CLI. The TOE can also be configured to display an Authorized Administrator specified banner on the CLI management interface prior to allowing any administrative access to the TOE.

1.6.9 Trusted path/Channels

The TOE allows trusted paths to be established to itself from remote administrators over SSHv2 for remote CLI access. In addition, the TOE can securely transmit audit messages to remote syslog servers.

1.7 Excluded Functionality

The following functionality is excluded from the evaluation.

Table 8 Excluded Functionality

Excluded Functionality	Exclusion Rationale
Non-FIPS 140-2 mode of operation	This mode of operation includes non-FIPS allowed operations.
Telnet	Telnet will be disabled in the evaluated configuration.
SNMP	SNMP will be disabled in the evaluated configuration.
NTP	NTP will be disabled in the evaluated configuration.

Excluded Functionality	Exclusion Rationale
Web Management GUI	The Web Management GUI was not included in the evaluated configuration.

These functions will be disabled by configuration.

2 CONFORMANCE CLAIMS

2.1 Common Criteria Conformance Claim

The TOE and ST are compliant with the Common Criteria (CC) Version 3.1, Revision 4, dated: September 2012. For a listing of Assurance Requirements claimed see section 5.6.1. The TOE and ST are EAL2 conformant as well as CC Part 2 extended and CC Part 3 conformant.

2.2 Protection Profile Conformance

This ST and TOE it describes is not claiming conformance to any Protection Profile.

3 SECURITY PROBLEM DEFINITION

This chapter identifies the following:

- ◆ Significant assumptions about the TOE's operational environment.
- ◆ IT related threats to the organization countered by the TOE.
- ◆ Environmental threats requiring controls to provide sufficient protection.
- ◆ Organizational security policies for the TOE as appropriate.

This document identifies assumptions as A.assumption with “assumption” specifying a unique name. Threats are identified as T.threat with “threat” specifying a unique name. Organizational Security Policies (OSPs) are identified as P.osp with “osp” specifying a unique name.

3.1 Assumptions

The specific conditions listed in the following subsections are assumed to exist in the TOE's environment. These assumptions include both practical realities in the development of the TOE security requirements and the essential environmental conditions on the use of the TOE.

Table 9 TOE Assumptions

Assumption	Assumption Definition
A.NO_GENERAL_PURPOSE	It is assumed that there are no general-purpose computing capabilities (e.g., compilers or user applications) available on the TOE, other than those services necessary for the operation, administration and support of the TOE.
A.PHYSICAL	Physical security, commensurate with the value of the TOE and the data it contains, is assumed to be provided by the environment.
A.TRUSTED_ADMIN	TOE Administrators are trusted to follow and apply all administrator guidance in a trusted manner.

3.2 Threats

The following table lists the threats addressed by the TOE and the IT Environment. The assumed level of expertise of the attacker for all the threats identified below is Enhanced-Basic.

Table 10 Threats

Threat	Threat Definition
T.DATA_LEAKAGE	An attacker associated to one VDC succeeds in bypassing the virtual device separation mechanism to read user data from another VDC resulting in a compromise of the TSF and loss of User data confidentiality.
T.NET_TRAFFIC	An unauthorized user may send network traffic to unauthorized destinations through the Nexus 7000 Series switch without detection.
T.TSF_FAILURE	An attacker succeeds in triggering an undetected change in the TOE start-up procedure or configuration to cause starting up of the TOE into an insecure state resulting in the loss of integrity of the TSF.
T.UNAUTHORIZED_ACCESS	An unauthorized user succeeds in gaining access to the TOE or to legitimate administrator authentication data communicated between the TOE and a Management Station by successfully masquerading as an authorized administrator or legitimate TOE in order to gain unauthorized access to data or TOE resources.

Threat	Threat Definition
T.UNDETECTED_ACTIONS	Malicious remote users or external IT entities may take actions that adversely affect the security of the TOE. These actions may remain undetected and thus their effects cannot be effectively mitigated.
T.USER_DATA_REUSE	An attacker may disrupt the TOE causing user data to be inadvertently sent to a destination not intended by the original sender.

3.3 Organizational Security Policies

The following table lists the Organizational Security Policies imposed by an organization to address its security needs.

Table 11 Organizational Security Policies

Policy Name	Policy Definition
P.ACCESS_BANNER	The TOE shall display an initial banner describing restrictions of use, legal agreements, or any other appropriate information to which users consent by accessing the TOE.

4 SECURITY OBJECTIVES

This Chapter identifies the security objectives of the TOE and the IT Environment. The security objectives identify the responsibilities of the TOE and the TOE's IT environment in meeting the security needs.

- ◆ This document identifies objectives of the TOE as O.objective with objective specifying a unique name. Objectives that apply to the IT environment are designated as OE.objective with objective specifying a unique name.

4.1 Security Objectives for the TOE

The following table, Security Objectives for the TOE, identifies the security objectives of the TOE. These security objectives reflect the stated intent to counter identified threats and/or comply with any security policies identified. An explanation of the relationship between the objectives and the threats/policies is provided in the rationale section of this document.

Table 12 Security Objectives for the TOE

TOE Objective	TOE Security Objective Definition
O.DATA_FLOW_CONTROL	The TOE shall ensure that only authorized traffic is permitted to flow through the TOE to its destination.
O.DISPLAY_BANNER	The TOE will display an advisory warning regarding use of the TOE.
O.PROTECTED_COMMUNICATIONS	The TOE will provide protected communication channels for administrators and authorized IT entities.
O.RESIDUAL_INFORMATION_CLEARING	The TOE will ensure that any data contained in a protected resource is not available when the resource is reallocated.
O.SYSTEM_MONITORING	The TOE will provide the capability to generate audit data and send those data to an external IT entity.
O.TOE_ADMINISTRATION	The TOE will provide mechanisms to ensure that only administrators are able to log in and configure the TOE.
O.TSF_SELF_TEST	The TOE will provide the capability to test some subset of its security functionality to ensure it is operating properly.
O.VDC_ISOLATION	The TOE must support a security policy that mandates no information transfer between VDCs unless explicitly allowed by the administrator.

4.2 Security Objectives for the Environment

All of the assumptions stated in section 3.1 are considered to be security objectives for the environment. The following are the Protection Profile non-IT security objectives, which, in addition to those assumptions, are to be satisfied without imposing technical requirements on the TOE. That is, they will not require the implementation of functions in the TOE hardware and/or software. Thus, they will be satisfied largely through application of procedural or administrative measures.

Table 13 Security Objectives for the Environment

Environment Security Objective	IT Environment Security Objective Definition
OE.NO_GENERAL_PURPOSE	There are no general-purpose computing capabilities (e.g., compilers or user applications) available on the TOE, other than those services necessary for the operation, administration and support of the TOE.
OE.PHYSICAL	Physical security, commensurate with the value of the TOE and the data it contains, is provided by the environment.
OE.TRUSTED_ADMIN	TOE Administrators are trusted to follow and apply all administrator guidance in a trusted manner.

5 SECURITY REQUIREMENTS

This section identifies the Security Functional Requirements for the TOE. The Security Functional Requirements included in this section are derived from Part 2 of the *Common Criteria for Information Technology Security Evaluation, Version 3.1, Revision 4, dated: September 2012* and all international interpretations.

5.1 Extended TOE Security Functional Components

This section specifies the extended SFRs for the TOE. The extended SFRs have been organized by class. Table 14 identifies all extended SFRs implemented by the TOE.

Table 14 Extended TOE Security Functional Requirements

Name	Description
FCS_RBG_EXT.1	Extended: Cryptographic Operation (Random Bit Generation)
FCS_SSH_EXT.1	Explicit: SSH
FDP_NIS_EXT.1	Network Isolation
FIA_PMG_EXT.1	Password Management
FIA_UIA_EXT.1	User Identification and Authentication
FIA_UAU_EXT.2	Extended: Password-based Authentication Mechanism
FPT_APW_EXT.1	Extended: Protection of Administrator Passwords
FPT_TST_EXT.1	TSF Testing

5.1.1 Cryptographic Support (FCS)

5.1.1.1 Random Bit Generation (FCS_RBG_EXT)

FCS_RBG_EXT.1 Random Bit Generation

Family Behavior

Components in this family address the requirements for random bit/number generation. This is a new family define do for the FCS class.

Component leveling



FCS_RBG_EXT.1 Random Bit Generation requires random bit generation to be performed in accordance with selected standards and seeded by an entropy source.

Management: FCS_RBG_EXT.1

The following actions could be considered for the management functions in FMT:

- a) There are no management activities foreseen

Audit: FCS_RBG_EXT.1

The following actions should be auditable if FAU_GEN Security audit data generation is included in the PP/ST:

- a) Minimal: failure of the randomization process

FCS_RBG_EXT.1	Random Bit Generation
---------------	-----------------------

Hierarchical to: No other components

Dependencies: No other components

FCS_RBG_EXT.1.1 The TSF shall perform all random bit generation (RBG) services in accordance with [selection, choose one of: NIST Special Publication 800-90 using [selection: Hash_DRBG (any), HMAC_DRBG (any), CTR_DRBG (AES), Dual_EC_DRBG (any)]; FIPS Pub 140-2 Annex C: X9.31 Appendix 2.4 using AES] seeded by an entropy source that accumulated entropy from [selection, one or both of: a software-based noise source; a TSF-hardware-based noise source].

FCS_RBG_EXT.1.2 The deterministic RBG shall be seeded with a minimum of [selection, choose one of: 128 bits, 256 bits] of entropy at least equal to the greatest bit length of the keys and authorization factors that it will generate.

5.1.2 Cryptographic Protocols (FCS_SSH_EXT)

5.1.2.1 FCS_SSH_EXT.1 SSH

Family Behavior

The component in this family addresses the ability for a server to offer SSH to protect data between a client and the server using the SSH protocol.

Component leveling



FCS_SSH_EXT.1 SSH Server requires that the server side of SSH be implemented as specified.

Management: FCS_SSH_EXT.1

The following actions could be considered for the management functions in FMT:

- a) There are no management activities foreseen.

Audit: FCS_SSH_EXT.1

The following actions should be auditable if FAU_GEN Security audit data generation is included in the PP/ST:

- a) Failure of SSH session establishment.
- b) SSH session establishment
- c) SSH session termination

FCS_SSH_EXT.1

SSH Server Protocol

Hierarchical to: No other components
 Dependencies: FCS_COP.1 Cryptographic operation

FCS_SSH_EXT.1.1 The TSF shall implement the SSH protocol that complies with RFCs 4251, 4252, 4253, and 4254.

FCS_SSH_EXT.1.2 The TSF shall ensure that the SSH protocol implementation supports the following authentication methods as described in RFC 4252: public key-based, password-based.

FCS_SSH_EXT.1.3 The TSF shall ensure that the SSH transport implementation supports the following encryption algorithms: AES-CBC-128, AES-CBC-256.

FCS_SSH_EXT.1.4 The TSF shall ensure that the SSH transport implementation uses SSH_RSA and [selection: *PGP-SIGN-RSA*, *PGP-SIGN-DSS*, no other public key algorithms,] as its public key algorithm(s).

FCS_SSH_EXT.1.5 The TSF shall ensure that data integrity algorithms used in SSH transport connection is [selection: *hmac-sha1*, *hmac-sha1-96*, *hmac-md5*, *hmac-md5-96*].

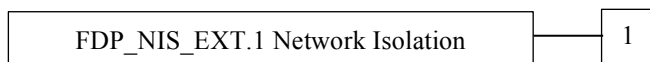
5.1.3 User data protection (FDP)

5.1.3.1 FDP_NIS_EXT.1 Network Isolation

Family Behavior

The component in this family addresses the ability for a server to keep the VDCs separate and to prevent network traffic from traversing one VDC to another unless specifically allowed through an administratively configured policy.

Component leveling



FDP_NIS_EXT.1 Network Isolation requires that the server keep the VDCs and data within separate.

Management: FDP_NIS_EXT.1

The following actions could be considered for the management functions in FMT:

- a) There are no management activities foreseen.

Audit: FDP_NIS_EXT.1

The following actions should be auditable if FAU_GEN Security audit data generation is included in the PP/ST:

- b) No audit necessary.

FDP_NIS_EXT.1	Network Isolation
----------------------	--------------------------

Hierarchical to: No other components
 Dependencies: None

FDP_NIS_EXT.1.1 Virtual network traffic must be visible only to VDCs configured to be on that virtual network. It must not be possible for network traffic to be transferred between VDCs through virtual or physical networking components within the Virtualization System unless the permitted by configuration and SSP.

5.1.4 Identification and authentication (FIA)

5.1.4.1 FIA_PMG_EXT.1 Password Management

Family Behavior

The TOE defines the attributes of passwords used by administrative users to ensure that strong passwords and passphrases can be chosen and maintained.

Component leveling



FIA_PMG_EXT.1 Password management requires the TSF to support passwords with varying composition requirements, minimum lengths, maximum lifetime, and similarity constraints.

Management: FIA_PMG_EXT.1

No management functions.

Audit: FIA_PMG_EXT.1

No specific audit requirements.

FIA_PMG_EXT.1	Password Management
----------------------	----------------------------

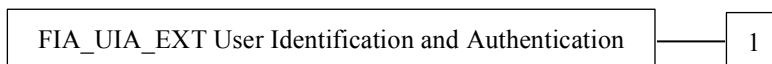
Hierarchical to: No other components.
 Dependencies: No other components.

FIA_PMG_EXT.1.1 The TSF shall provide the following password management capabilities for administrative passwords:

1. Passwords shall be able to be composed of any combination of upper and lower case letters, numbers, and the following special characters: [selection: “!” , “@” , “#” , “\$” , “%” , “^” , “&” , “*” , “(” , “)” , [assignment: *other characters*]].

5.1.4.2 FIA_UIA_EXT.1 User Identification and Authentication**Family Behavior**

The TSF allows certain specified actions before the non-TOE entity goes through the identification and authentication process.

Component leveling

FIA_UIA_EXT.1 User Identification and Authentication requires administrators (including remote administrators) to be identified and authenticated by the TOE, providing assurance for that end of the communication path. It also ensures that every user is identified and authenticated before the TOE performs any mediated functions

Management: FIA_UIA_EXT.1

The following actions could be considered for the management functions in FMT:

- a) Ability to configure the list of TOE services available before an entity is identified and authenticated

Audit: FIA_UIA_EXT.1

The following actions should be auditable if FAU_GEN Security audit data generation is included in the PP/ST:

- a) All use of the identification and authentication mechanism
- b) Provided user identity, origin of the attempt (e.g. IP address)

FIA_UIA_EXT.1	User Identification and Authentication
----------------------	---

Hierarchical to: No other components.
 Dependencies: FTA_TAB.1 Default TOE Access Banners

FIA_UIA_EXT.1.1 The TSF shall allow the following actions prior to requiring the non-TOE entity to initiate the identification and authentication process:

- Display the warning banner in accordance with FTA_TAB.1;
- [selection: no other services. [assignment: *list of services, actions performed by the TSF in response to unauthenticated non-TOE requests.*]


FIA_UIA_EXT.1.2 The TSF shall require each administrative user to be successfully identified and authenticated before allowing any other TSF-mediated action on behalf of that administrative user.

5.1.4.3 FIA_UAU_EXT.2 Extended: Password-based Authentication Mechanism

Family Behavior

Provides for a locally based administrative user authentication mechanism

Component leveling



FIA_UAU_EXT.2 The password-based authentication mechanism provides administrative users a locally based authentication mechanism.

Management: FIA_UAU_EXT.2

The following actions could be considered for the management functions in FMT:

- None

Audit: FIA_UAU_EXT.2

The following actions should be auditable if FAU_GEN Security audit data generation is included in the PP/ST:

- Minimal: All use of the authentication mechanism

FIA_UAU_EXT.2	Password-based Authentication Mechanism
----------------------	--

Hierarchical to: No other components.
 Dependencies: None

FIA_UAU_EXT.2.1 The TSF shall provide a local password-based authentication mechanism, [selection: [assignment: *other authentication mechanism(s)*], none] to perform administrative user authentication.

5.1.5 Protection of Administrator Passwords (FPT_APW_EXT)

5.1.5.1 FPT_APW_EXT.1 Protection of Administrator Passwords

Family Behavior

Components in this family ensure that the TSF will protect plaintext credential data such as passwords from unauthorized disclosure.

Component leveling



FPT_APW_EXT.1 Protection of administrator passwords requires that the TSF prevent plaintext credential data from being read by any user or subject.

Management: FPT_APW_EXT.1

The following actions could be considered for the management functions in FMT:

- a) No management functions.

Audit: FPT_APW_EXT.1

The following actions should be auditable if FAU_GEN Security audit data generation is included in the PP/ST:

- c) No audit necessary.

FPT_APW_EXT.1	Protection of Administrator Passwords
----------------------	--

Hierarchical to: No other components

Dependencies: No other components.

FPT_APW_EXT.1.1 The TSF shall store passwords in non-plaintext form.

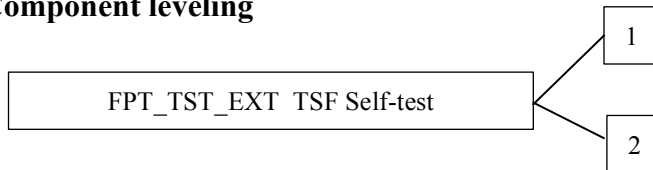
FPT_APW_EXT.1.2 The TSF shall prevent the reading of plaintext passwords.

5.1.5.2 FPT_TST_EXT.1: TSF Testing

Family Behavior

Components in this family address the requirements for self-testing the TSF for selected correct operation.

Component leveling



FPT_TST_EXT.1 TSF Self-test requires a suite of self-tests to be run during initial start-up in order to demonstrate correct operation of the TSF.

FPT_TST_EXT.2 Self-tests based on certificates applies when using certificates as part of self-test, and requires that the self-test fails if a certificate is invalid.

Management: FPT_TST_EXT.1, FPT_TST_EXT.2

The following actions could be considered for the management functions in FMT:

- a) No management functions.

Audit: FPT_TST_EXT.1, FPT_TST_EXT.2

The following actions should be auditable if FAU_GEN Security audit data generation is included in the PP/ST:

- a) Indication that TSF self-test was completed

FPT_TST_EXT.1	TSF testing
Hierarchical to:	No other components.
Dependencies:	None

FPT_TST_EXT.1.1 The TSF shall run a suite of self-tests during initial start-up (on power on) to demonstrate the correct operation of the TSF.

5.2 Conventions

The CC defines operations on Security Functional Requirements: assignments, selections, assignments within selections and refinements. This document uses the following font conventions to identify the operations defined by the CC:

- Assignment: Indicated with [*italicized*] text within brackets;
- Assignment within a selection: Indicated with [*italicized underlined*] text within brackets;
- Refinement: Indicated with **bold** text and/or strikethroughs;
- Selection: Indicated with [underlined] text within brackets;
- Iteration: Indicated by appending the iteration number in parenthesis, e.g., (1), (2), (3).

Explicitly stated SFRs are identified by having a label 'EXT' after the requirement name for TOE SFRs. Formatting conventions outside of operations and iterations matches the formatting specified within the NDPP.

5.3 TOE Security Functional Requirements

This section identifies the Security Functional Requirements for the TOE. The TOE Security Functional Requirements that appear in the following table are described in more detail in the following subsections.

Table 15 Security Functional Requirements

Class Name	Component Identification	Component Name
FAU: Security audit	FAU_GEN.1	Audit data generation
	FAU_GEN.2	User Identity Association
	FAU_STG.1	Protected Audit Trail Storage
FCS: Cryptographic support	FCS_CKM.1	Cryptographic Key Generation
	FCS_CKM.4	Cryptographic Key Zeroization
	FCS_COP.1	Cryptographic Operation
	FCS_RBG_EXT.1	Extended: Cryptographic Operation (Random Bit Generation)
	FCS_SSH_EXT.1	Explicit: SSH
FDP: User data protection	FDP_IFC.1	Complete information flow control
	FDP_IFF.1	Simple security attributes
	FDP_NIS_EXT.1	Network Isolation
	FDP_RIP.2	Full Residual Information Protection
FIA: Identification and authentication	FIA_PMG_EXT.1	Explicit: Password Management
	FIA_UIA_EXT.1	Explicit: User Identification and Authentication
	FIA_UID.2	User identification before any action
	FIA_UAU_EXT.2	Explicit: Password-based Authentication Mechanism
	FIA_UAU.7	Protected authentication feedback
FMT: Security management	FMT_MSA.1	Management of security attributes
	FMT_MSA.3	Static attribute initialisation
	FMT_MTD.1	Management of TSF Data
	FMT_SMF.1	Specification of Management Functions
	FMT_SMR.1	Security Roles
FPT: Protection of the TSF	FPT_APW_EXT.1	Extended: Protection of Administrator Passwords
	FPT_STM.1	Reliable Time Stamps
	FPT_TST_EXT.1	TSF Testing
FTA: TOE Access	FTA_SSL.4	User-initiated Termination
	FTA_TAB.1	Default TOE Access Banners
FTP: Trusted path/channels	FTP_TRP.1	Trusted Path

5.4 SFRs

5.4.1 Security audit (FAU)

5.4.1.1 FAU_GEN.1 Audit data generation

FAU_GEN.1.1 The TSF shall be able to generate an audit record of the following auditable events:

- a) Start-up and shut-down of the audit functions;
- b) All auditable events for the [not specified] level of audit; and
- c) [
 - When a packet matches a configured RACL, PACL IP ACLs rule;
 - When a packet matches a configured VACL IP ACLs rule;
 - When a packet matches a configured PACL MAC ACLs rule;
 - When a packet matches a configured VACL MAC ACLs rule;
 - Configuration Changes on the Nexus 7000 Series series switch;
 - Administrative Authentication on the Nexus 7000 series switch;
 - Administrative Log-off on the Nexus 7000 series switch].

FAU_GEN.1.2 The TSF shall record within each audit record at least the following information:

- a) Date and time of the event, type of event, subject identity, and the outcome (success or failure) of the event; and
- b) For each audit event type, based on the auditable event definitions of the functional components included in the PP/ST, [information specified in column two of Table 16].

Table 16 Auditable Events

Audited Action	Recorded Information
<i>When a packet matches a configured RACL, PACL IP ACLs rule</i>	<i>Protocol Whether the packet is a TCP, UDP, ICMP, or "other" (Other refers to any type of packet other than TCP, UDP, or ICMP. The TOE records "other" in the audit log for packets other than TCP, UDP, or ICMP packets.) type Source address Destination address Source Port (if applicable) Destination Port (if applicable)</i>
<i>When a packet matches a configured VACL IP ACLs rule</i>	<i>Protocol Whether the packet is a TCP, UDP, ICMP, or "other" (Other refers to any type of packet other than TCP, UDP, or ICMP. The TOE records "other" in the audit log for packets other than TCP, UDP, or ICMP packets.) type Source address Destination address Source Port (if applicable) Destination Port (if applicable)</i>
<i>When a packet matches a configured PACL MAC ACLs rule</i>	<i>Protocol Whether the packet is a TCP, UDP, ICMP, or "other" (Other refers to any type of packet other than TCP, UDP, or ICMP. The TOE records "other" in the audit log for packets other than TCP, UDP, or ICMP packets.) type Source address Destination address</i>

Audited Action	Recorded Information
	Source Port (if applicable) Destination Port (if applicable)
When a packet matches a configured VACL MAC ACLs rule	Protocol Whether the packet is a TCP, UDP, ICMP, or "other" (Other refers to any type of packet other than TCP, UDP, or ICMP. The TOE records "other" in the audit log for packets other than TCP, UDP, or ICMP packets.) type Source address Destination address Source Port (if applicable) Destination Port (if applicable)
Configuration Changes on the Nexus 7000 Series switch	Day of Week, Date, Action, User, status of the configuration change, terminal information (when applicable)
Administrative Authentication on the Nexus 7000 Series switch	Day of Week, Date, Action, User, terminal information (when applicable)
Administrative Log-off on the Nexus 7000 Series switch	Day of Week, Date, Action, User, terminal information (when applicable)
Configuration Changes	User ID, Interface on which the action took place (CLI), Time and Date, the action that took place, the new value for configuration changes (except when the new value is security relevant – for example, passwords)
Administrative Authentication	User ID, Interface on which the action took place (CLI), Time and Date, the action that took place,
Administrative Log-off	User ID, Interface on which the action took place (CLI), Time and Date, the action that took place,

5.4.1.2 FAU_GEN.2 User Identity Association

FAU_GEN.2.1 For audit events resulting from actions of identified users, the TSF shall be able to associate each auditable event with the identity of the user that caused the event.

5.4.1.3 FAU_STG.1 Protected Audit Trail Storage

FAU_STG.1.1 The TSF shall protect the stored audit records in the audit trail from unauthorised deletion.

FAU_STG.1.2 The TSF shall be able to [prevent] unauthorised modifications to the stored audit records in the audit trail.

5.4.2 Cryptographic Support (FCS)

5.4.2.1 FCS_CKM.1 Cryptographic key generation

FCS_CKM.1.1 The TSF shall generate cryptographic keys in accordance with a specified cryptographic key generation algorithm [see first column in Table 17 below] and specified cryptographic key sizes [see "key sizes" column in Table 17 below] that meet the following: [see last column in Table 17 below].

Table 17 Cryptographic Key Generation

Cryptographic key generation algorithm	Key sizes	List of standards
<i>RSA</i>	<i>1024, 2048 bits</i>	<i>FIPS 140-2</i>
<i>Diffie-Hellman (Group 1, Group 14)</i>	<i>128 and 256 bits</i>	<i>FIPS 140-2</i>
<i>Hmac-sha-1</i>	<i>160 bits</i>	<i>FIPS 140-2</i>

5.4.2.2 FCS_CKM.4 Cryptographic key destruction

FCS_CKM.4.1 The TSF shall destroy cryptographic keys in accordance with a specified cryptographic key destruction method [*zeroization*] that meets the following: [*FIPS 140-2 requirements stated in Annex A Table 30*].

5.4.2.3 FCS_COP.1 Cryptographic operation

FCS_COP.1.1 The TSF shall perform [*See "cryptographic operations" in Table 18*] in accordance with a specified cryptographic algorithm [*See "algorithm" in Table 18*] and cryptographic key sizes [*See "key size" in Table 18*] that meet the following: [*See "list of standards" in Table 18*].

Table 18 Cryptographic Operations

Cryptographic Operation	Algorithm	Key Size	List of Standards
<i>Encryption/Decryption</i>	<i>AES (CBC, ECB, GMAC)</i>	<i>128 bits 256 bits</i>	<i>FIPS 140-2, FIPS PUB 197, NIST SP 800-38A, NIST SP 800-38D</i>
<i>Cryptographic signature</i>	<i>DSA</i>	<i>1024-bits 2048-bits</i>	<i>FIPS 140-2, FIPS PUB 186-3, "Digital Signature Standard"</i>
<i>Cryptographic signature</i>	<i>RSA (rDSA)</i>	<i>1024-bits 2048-bits</i>	<i>FIPS 140-2, FIPS PUB 186-2 or FIPS PUB 186-3, "Digital Signature Standard"</i>
<i>Cryptographic Hashing Services</i>	<i>SHA-1, SHA-256, SHA-512</i>	<i>160 bits 256 bits 512 bits</i>	<i>FIPS 140-2, FIPS PUB 186-3, "Digital Signature Standard"</i>
<i>Keyed-hash message authentication</i>	<i>HMAC-SHA-1, HMAC-SHA-256, HMAC-SHA-384, HMAC-SHA-512</i>	<i>128 bits 256 bits 384 bits 512 bits</i>	<i>FIPS 140-2, FIPS Pub 198-1, "The Keyed-Hash Message Authentication Code, and FIPS Pub 180-3, "Secure Hash Standard"</i>

5.4.2.4 FCS_RBG_EXT.1 Extended: Cryptographic Operation (Random Bit Generation)

FCS_RBG_EXT.1.1 The TSF shall perform all random bit generation (RBG) services in accordance with [*FIPS Pub 140-2 Annex C: X9.31 Appendix 2.4 using AES*] seeded by an entropy source that accumulated entropy from [*a TSF hardware-based noise source*].

FCS_RBG_EXT.1.2 The deterministic RBG shall be seeded with a minimum of [*128 bits*] of entropy at least equal to the greatest security strength of the keys and hashes that it will generate.

5.4.2.5 FCS_SSH_EXT.1 Explicit: SSH

FCS_SSH_EXT.1.1 The TSF shall implement the SSH protocol that complies with RFCs 4251, 4252, 4253, 4254.

FCS_SSH_EXT.1.2 The TSF shall ensure that the SSH protocol implementation supports the following authentication methods as described in RFC 4252: public key-based, password-based.

FCS_SSH_EXT.1.3 The TSF shall ensure that the SSH transport implementation supports the following encryption algorithms: AES-CBC-128, AES-CBC-256.

FCS_SSH_EXT.1.4 The TSF shall ensure that the SSH transport implementation uses [SSH_RSA] and [no other public key algorithms] as its public key algorithm(s).

FCS_SSH_EXT.1.5 The TSF shall ensure that data integrity algorithms used in SSH transport connection is [hmac-sha1].

5.4.3 User data protection (FDP)

5.4.3.1 FDP_IFC.1 Subset information flow control

FDP_IFC.1.1 The TSF shall enforce the [*Virtual and Distributed Switch Information Flow Control SFP*] on [*Subject:*

- a) *physical and virtual network interfaces*

Information:

- b) *network packets*
- c) *operations: permit/deny/redirect/deny-and-log layer two and layer three communications.]*

5.4.3.2 FDP_IFF.1 Simple security attributes

FDP_IFF.1.1 The TSF shall enforce the [*Virtual and Distributed Switch Information Flow Control SFP*] based on the following types of subject and information security attributes: [

- *Subjects: physical network interfaces and virtual network interfaces*
- *Subject security attributes: interface identifier, VLAN identifier (if applicable), VRF identifier (if applicable)*
- *Information: network packets*
- *Information security attributes: IP address and MAC address source identifier, IP address and MAC address destination identifier, protocol, packet length, Precedence, DSCP Value, DHCP Server and interfaces configured as trusted].*

FDP_IFF.1.2 The TSF shall permit an information flow between a controlled subject and controlled information via a controlled operation if the following rules hold: [*If the configured access control lists permit the information flow based on a combination of subject*

security attributes and information security attributes, then the network packets are allowed to flow.].

FDP_IFF.1.3 The TSF shall enforce the [*none*].

FDP_IFF.1.4 The TSF shall explicitly authorise an information flow based on the following rules: [

- *DHCP traffic received on interfaces configured as trusted is always allowed to pass, or*
- *ARP traffic received on interfaces configured as trusted is always allowed to pass*].

FDP_IFF.1.5 The TSF shall explicitly deny an information flow based on the following rules: [

For IP Network Traffic Flows:

- *The TOE denies IP traffic flow when the IP address and MAC address of the traffic are not identified as a valid combination either through IP Source Guard/Traffic Storm/DHCP Snooping/Dynamic ARP Inspection policies or administrative configuration;*
- *For IP traffic, if the security attributes do not match an administratively configured RACL or VACL, the traffic flow is denied; or*
- *If the IP traffic security attributes do not map to a configured VRF, the traffic flow is denied;*

For Non-IP Network Traffic Flows:

- *For Non-IP traffic, if security attributes do not match an administratively configured RACL, PACL, or VACL, the traffic flow is denied*].

5.4.3.3 FDP_NIS_EXT.1 Network Isolation

FDP_NIS_EXT.1.1 Virtual network traffic must be visible only to VDCs configured to be on that virtual network. It must not be possible for network traffic to be transferred between VDCs through virtual or physical networking components within the Virtualization System unless the permitted by configuration and SSP.

5.4.3.4 FDP_RIP.2 Full Residual Information Protection

FDP_RIP.2.1 The TSF shall ensure that any previous information content of a resource is made unavailable upon the [*deallocation of the resource from*] all objects.

5.4.4 Identification and authentication (FIA)

5.4.4.1 FIA_PMG_EXT.1 Password Management

FIA_PMG_EXT.1.1 The TSF shall provide the following password management capabilities for administrative passwords:

1. Passwords shall be able to be composed of any combination of upper and lower case letters, numbers, and the following special characters: [“!” , “@” , “#” , “\$” , “%” , “^” , “&” , “*” , “(” , “)”” , *[no other characters]*].

5.4.4.2 FIA_UIA_EXT.1 User Identification and Authentication

FIA_UIA_EXT.1.1 The TSF shall allow the following actions prior to requiring the non-TOE entity to initiate the identification and authentication process:

- Display the warning banner in accordance with FTA_TAB.1;
- *[no other services.]*

FIA_UIA_EXT.1.2 The TSF shall require each administrative user to be successfully identified and authenticated before allowing any other TSF-mediated action on behalf of that administrative user.

5.4.4.3 FIA_UID.2 User identification before any action

FIA_UID.2.1 The TSF shall require each user to be successfully identified before allowing any other TSF-mediated actions on behalf of that user.

5.4.4.4 FIA_UAU_EXT.2 Extended: Password-based Authentication Mechanism

FIA_UAU_EXT.2.1 The TSF shall provide a local password-based authentication mechanism, *[remote password-based authentication via RADIUS or TACACS+]* to perform administrative user authentication.

5.4.4.5 FIA_UAU.7: Protected authentication feedback

FIA_UAU.7.1 The TSF shall provide only *[obscured feedback]* to the user while the authentication is in progress.

5.4.5 Security Management (FMT)

5.4.5.1 FMT_MSA.1 Management of security attributes

FMT_MSA.1.1 The TSF shall enforce the *[TSF Management SFP]* to restrict the ability to *[[read, write]]* the security attributes *[defined within administratively configured ACLs policy rules and IP Source Guard/Traffic Storm/DHCP Snooping/Dynamic ARP Inspection policies as described in Table 19]* to *[the roles/operations defined in Table 19 below]*.

Table 19: TSF Management SFP

Role	Operations
<i>network-admin</i> (Resident on the Nexus 7000 Switch)	<p><i>read, write operations for all security attributes defined within administratively configured ACLs policy rules and IP Source Guard/Traffic Storm/DHCP Snooping/Dynamic ARP Inspection policies regardless of VDC.</i></p> <p><i>read, write operations for all security attributes defined within administratively configured ACLs policy rules IP Source Guard/Traffic Storm/DHCP Snooping/Dynamic ARP Inspection policies regardless of VDC.</i></p>
<i>network-operator</i> (Resident on the Nexus 7000 Series Switch)	<p><i>Read operations for all security attributes defined within administratively configured ACLs policy rules and IP Source Guard/Traffic Storm/DHCP Snooping/Dynamic ARP Inspection policies regardless of VDC.</i></p> <p><i>read operations for all security attributes defined within administratively configured ACLs policy rules and IP Source Guard/Traffic Storm/DHCP Snooping/Dynamic ARP Inspection policies regardless of VDC.</i></p>
<i>vdc-admin</i> (Resident on the Nexus 7000 Series Switch)	<p><i>read, write operations for all security attributes defined within administratively configured ACLs policy rules and IP Source Guard/Traffic Storm/DHCP Snooping/Dynamic ARP Inspection policies defined within the administrator's VDC.</i></p> <p><i>read, write operations for all security attributes defined within administratively configured ACLs policy rules and IP Source Guard/Traffic Storm/DHCP Snooping/Dynamic ARP Inspection policies defined within the administrator's VDC.</i></p>
<i>vdc-operator</i> (Resident on the Nexus 7000 Series Switch)	<p><i>Read operations for all security attributes defined within administratively configured ACLs policy rules and IP Source Guard/Traffic Storm/DHCP Snooping/Dynamic ARP Inspection policies defined within the administrator's VDC.</i></p> <p><i>Read operations for all security attributes defined within administratively configured ACLs policy rules and IP Source Guard/Traffic Storm/DHCP Snooping/Dynamic ARP Inspection policies defined within the administrator's VDC.</i></p>
<i>Administrator defined role(s)</i> (Resident on the Nexus 7000 Series Switch)	<i>read, write operations consistent with the role definitions.</i>

5.4.5.2 FMT_MSA.3 Static attribute initialisation

FMT_MSA.3.1 The TSF shall enforce the [*TSF Management SFP*] to provide [restrictive] default values for security attributes that are used to enforce the SFP.

FMT_MSA.3.2 The TSF shall allow the [*no role*] to specify alternative initial values to override the default values when an object or information is created.

5.4.5.3 FMT_MTD.1 Management of TSF data

FMT_MTD.1.1 The TSF shall restrict the ability to *[[read, write]]* the *[TSF Data described in the table below]* to *[the roles identified in the table below]*.

Table 20: Roles and operations on TSF Data

Role	Operation	TSF Data
Nexus 7000 Series Data		
<i>network-admin</i>	<i>Read, write</i>	<i>All Nexus 7000 Series configuration data regardless of the VDC it is associated with. This includes cryptographic related Nexus 7000 Series configuration data.</i>
<i>network-operator</i>	<i>read</i>	<i>All Nexus 7000 Series configuration data regardless of the VDC it is associated with. This includes cryptographic related Nexus 7000 Series configuration data.</i>
<i>vdc-admin</i>	<i>Read, write</i>	<i>All Nexus 7000 Series configuration data associated with the VDC the administrator is associated with. This includes cryptographic related Nexus 7000 Series configuration data.</i>
<i>vdc-operator</i>	<i>read</i>	<i>All Nexus 7000 Series configuration data associated with the VDC the administrator is associated with. This includes cryptographic related Nexus 7000 Series configuration data.</i>
<i>Administratively configured Nexus 7000 Series roles with “read” privileges</i>	<i>Read</i>	<i>Nexus 7000 Series configuration data which can be read by the commands, features, and feature groups for which the role is authorized to access. This includes cryptographic related Nexus 7000 Series configuration data.</i>
<i>Administratively configured Nexus 7000 Series roles with “write” privileges</i>	<i>Write</i>	<i>Nexus 7000 Series configuration data which can be written by the commands, features, and feature groups for which the role is authorized to access. This includes cryptographic related Nexus 7000 Series configuration data.</i>

5.4.5.4 FMT_SMF.1 Specification of Management Functions

FMT_SMF.1.1 The TSF shall be capable of performing the following management functions: [

- *Ability to administer the TOE locally and remotely;*
- *Ability to configure the list of TOE-provided services available before an entity is identified and authenticated, as specified in FIA_UIA_EXT.1;*
- *Ability to configure the cryptographic functionality.]*

5.4.5.5 FMT_SMR.1 Security roles

FMT_SMR.1.1 The TSF shall maintain the roles *[network-admin (CLI role), network-operator (CLI role), vdc-admin (CLI role), vdc-operator (CLI role) and Administrator defined role(s) (CLI role).]*

FMT_SMR.1.2 The TSF shall be able to associate users with roles.

5.4.6 Protection of the TSF (FPT)

5.4.6.1 FPT_APW_EXT.1 Extended: Protection of Administrator Passwords

FPT_APW_EXT.1.1 The TSF shall store passwords in non-plaintext form.

FPT_APW_EXT.1.2 The TSF shall prevent the reading of plaintext passwords.

5.4.6.2 FPT_STM.1 Reliable time stamps

FPT_STM.1.1 The TSF shall be able to provide reliable time stamps.

5.4.6.3 FPT_TST_EXT.1: TSF Testing

FPT_TST_EXT.1.1 The TSF shall run a suite of self-tests during initial start-up (on power on) to demonstrate the correct operation of the TSF.

5.4.7 TOE Access (FTA)

5.4.7.1 FTA_SSL.4 User-initiated Termination

FTA_SSL.4.1 The TSF shall allow ~~user~~ **Administrator**-initiated termination of the ~~user's~~ **Administrator's** own interactive session.

5.4.7.2 FTA_TAB.1 Default TOE Access Banners

FTA_TAB.1.1 Before establishing a user session, the TSF shall display an advisory warning message regarding unauthorised use of the TOE.

5.4.8 Trusted Path/Channels (FTP)

5.4.8.1 FTP_TRP.1 Trusted Path

FTP_TRP.1.1 The TSF shall provide a communication path between itself and [~~remote~~ **administrators users**] that is logically distinct from other communication paths and provides assured identification of its end points and protection of the communicated data from [~~disclosure~~].

FTP_TRP.1.2 The TSF shall permit [~~remote users administrators~~] to initiate communication via the trusted path.

FTP_TRP.1.3 The TSF shall require the use of the trusted path for *[[all remote administrative actions]]*.

5.5 TOE SFR Hierarchies and Dependencies

This section of the Security Target demonstrates that the identified TOE and IT Security Functional Requirements include the appropriate hierarchical SFRs and dependent SFRs. The following table lists the TOE Security Functional Components and the Security Functional Components each are hierarchical to and dependent upon and any necessary rationale.

Not applicable in the Rationale column means the Security Functional Requirement has no dependencies and therefore, no dependency rationale is required. Satisfied in the Rationale column means the Security Functional Requirements dependency was included in the ST.

Table 21: TOE Security Functional Requirements Dependency Rationale

SFR	Dependencies	Rationale
FAU_GEN.1	FPT_STM.1	Met by FPT_STM.1
FAU_GEN.2	FAU_GEN.1 FIA_UID.1	Met by FAU_GEN.1 FIA_UID.2
FAU_STG.1	FAU_GEN.1	Met by FAU_GEN.1
FCS_CKM.1	[FCS_CKM.2 or FCS_COP.1]	Met by FCS_COP.1
	FCS_CKM.4	Met by FCS_CKM.4
FCS_CKM.4	[FDP_ITC.1 or FDP_ITC.2 or FCS_CKM.1]	Met by FCS_CKM.1
FCS_COP.1	[FDP_ITC.1 or FDP_ITC.2 or FCS_CKM.1]	Met by FCS_CKM.1
	FCS_CKM.4	Met by FCS_CKM.4
FCS_RBG_EXT.1	No Dependencies	Not applicable.
FCS_SSH_EXT.1	FCS_COP.1	Met by FCS_COP.1
FDP_IFC.1	FDP_IFF.1	Met by FDP_IFF.1
FDP_IFF.1	[FDP_IFC.1 or FDP_IFC.1] FMT_MSA.3	Met by FDP_IFC.1 and FMT_MSA.3
FDP_NIS_EXT.1	No Dependencies	Not applicable.
FDP_RIP.2	No Dependencies	Not applicable.
FIA_PMG_EXT.1	No Dependencies	Not applicable.
FIA_UIA_EXT.1	FTA_TAB.1	Not applicable.
FIA_UID.2	No Dependencies	Not applicable.
FIA_UAU_EXT.2	No Dependencies	Not applicable.
FIA_UAU.7	FIA_UAU.1	Met by FIA_UAU_EXT.2

SFR	Dependencies	Rationale
		FIA_UAU_EXT.2 is modeled after FIA_UAU.2 which is hierarchical to FIA_UAU.1 and therefore meets the dependency.
FMT_MSA.1	[FDP_ACC.1, or FDP_IFC.1] FMT_SMR.1 FMT_SMF.1	Not applicable as the TSF Management SFP is defined in Table 19 instead of in a separate SFR. Met by FMT_SMR.1 Met by FMT_SMF.1
FMT_MSA.3	FMT_MSA.1 FMT_SMR.1	Met by FMT_MSA.1 Met by FMT_SMR.1
FMT_MTD.1	FMT_SMF.1 FMT_SMR.1	Met by FMT_SMF.1 Met by FMT_SMR.1
FMT_SMF.1	No Dependencies	Not applicable.
FMT_SMR.1	FIA_UID.1	Met by FIA_UID.2
FPT_APW_EXT.1	No Dependencies	Not applicable.
FPT_STM.1	No Dependencies	Not applicable.
FPT_TST_EXT.1	No Dependencies	Not applicable.
FTA_SSL.4	No Dependencies	Not applicable.
FTA_TAB.1	No Dependencies	Not applicable.
FTP_TRP.1	No Dependencies	Not applicable.

5.6 Extended TOE Security Functional Components Definition

This Security Target includes Security Functional Requirements (SFR) that are not drawn from existing CC Part 2. The Extended SFRs are identified by having a label ‘_EXT’ after the requirement name for TOE SFRs. The structure of the extended SFRs is modeled after the SFRs included in CC Part 2. The structure is as follows:

- A. Class – The extended SFRs included in this ST are part of the identified classes of requirements.
- B. Family – The extended SFRs included in this ST are part of several SFR families
- C. Component – The extended SFRs are not hierarchical to any other components, though they may have identifiers terminating on other than “1”. The dependencies for each extended component are identified in the TOE SFR Dependencies section of this ST below.
- D. The management requirements, if any, associated with the extended SFRs are incorporated into the Security management SFRs defined in this ST.
- E. The audit requirements, if any, associated with the extended SFRs are incorporated into the Security audit SFRs defined in this ST.

- F. The dependency requirements, if any, associated with the extended SFRs are identified in the dependency rationale and mapping section of the ST (Table 21).

Table 22 Extended Components Rationale

Component	Rationale
FCS_RBG_EXT.1	This SFR was modeled from the Protection Profile for Network Devices v1.1 (NDPP) – where it is defined as a requirement specific to the random bit generation for the key derivation.. Compliance to the NDPP is not being claimed and the SFR has been adapted in this ST to support the TOE’s implementation of the protocol as well as the specifics detailed in the NDPP. Given that this is a validated US Government Protection Profile the rationale for use of this extended requirement is deemed acceptable.
FCS_SSH_EXT.1	This SFR was modeled from the NDPP – where it is defined as a requirement specific to SSH protocol supported by the TOE. The SSH protocol is used to secure communications between the TOE and the endpoints; mainly remote administration. Securing the communication channel provides interoperability and resistance to cryptographic attack by means of two-way authentication of each endpoint. Compliance to the NDPP is not being claimed and the SFR has been adapted in this ST to support the TOE’s implementation of the protocol as well as the specifics detailed in the NDPP. Given that this is a validated US Government Protection Profile the rationale for use of this extended requirement is deemed acceptable.
FIA_PMG_EXT.1	This SFR was modeled from the NDPP – where it is defined as a requirement for TSF password complexity rules for TOE administrators. FIA_PMG_EXT.1 was used to distinguish that the password quality parameters are required for <i>administrator</i> passwords and not <i>user</i> passwords. The FIA_SOS.1 SFR in the CC Part 2 does not distinguish between administrator and user password quality parameters. In addition, this extended SFR provides for password management capabilities of administrative passwords that the CC Part 2 SFR does not provide. Compliance to the NDPP is not being claimed and the SFR has been adapted in this ST to support the TOE’s authentication security functionality. Given this is a validated US Government Protection Profile the rationale for use of this extended requirement is deemed acceptable.
FIA_UIA_EXT.1	This SFR was modeled from the NDPP – where it is defined as a requirement for TSF actions allowed prior to identification and authentication of an authorized administrator. Compliance to the NDPP is not being claimed and the SFR has been adapted in this ST to support the TOE’s identification and authentication security functionality. Given this is from a validated US Government Protection Profile the rationale for use of this extended requirement is deemed acceptable.
FIA_UAU_EXT.2	This SFR was modeled from the NDPP – where it is defined as a requirement for TSF user authentication. Compliance to the NDPP is not being claimed and the SFR has been adapted in this ST to support the TOE’s authentication security functionality. Given this is from a validated US Government Protection Profile the rationale for use of this extended requirement is deemed acceptable.
FPT_APW_EXT.1	This SFR was modeled from NDPP – where it is defined as a requirement for the TSF to not store passwords in plaintext. Compliance to the NDPP is not being claimed and the SFR has been adapted in this ST to support the TOE’s authentication security functionality. Given this is a validated US Government Protection Profile the rationale for use of this extended requirement is deemed acceptable.
FPT_TST_EXT.1	This SFR was modeled from NDPP – where it is defined as a requirement for TSF self-tests of the TOE during initialization (on bootup) that allows for the detection of failures of the underlying security mechanisms prior to the TOE becoming operational. Compliance to the NDPP is not being claimed and the SFR has been adapted in this ST to support the TOE’s

Component	Rationale
	comprehensive set of self-tests. Given this is from a validated US Government Protection Profile the rationale for use of this extended requirement is deemed acceptable.
FDP_NIS_EXT.1	The SFR is explicitly stated and is modeled after a SFR from the Protection Profile for Server Virtualization where it is defined as a vendor attestation requirement to the domain separation between virtual machines. Compliance to the Protection Profile for Server Virtualization is not being claimed, but the SFR has been used in this ST to claim the domain separation between the VDCs.

5.6.1 Security Assurance Requirements Rationale

This Security Target claims conformance to EAL2. This target was chosen to ensure that the TOE has a moderate level of assurance in enforcing its security functions when instantiated in its intended environment which imposes no restrictions on assumed activity on applicable networks. The TOE satisfies the identified assurance requirements. This section identifies the Assurance Measures applied by Cisco to satisfy the assurance requirements. The table below lists the details.

5.7 Assurance Measures

The TOE satisfies the identified assurance requirements. This section identifies the Assurance Measures applied by Cisco to satisfy the assurance requirements. The table below lists the details.

Table 23: Assurance Measures for EAL2

Component	How requirement will be met
ADV_ARC.1	The architecture description provides the justification how the security functional requirements are enforced, how the security features (functions) cannot be bypassed, and how the TOE protects itself from tampering by untrusted active entities. The architecture description also identifies the system initialization components and the processing that occurs when the TOE is brought into a secure state (e.g. transition from a down state to the initial secure state (operational).it'
ADV_FSP.2	The functional specification describes the external interfaces of the TOE; such as the means for a user to invoke a service and the corresponding response of those services. The description includes the interface(s) that enforces a security functional requirement, the interface(s) that supports the enforcement of a security functional requirement, and the interface(s) that does not enforce any security functional requirements. The interfaces are described in terms of their purpose (general goal of the interface), method of use (how the interface is to be used), parameters (explicit inputs to and outputs from an interface that control the behavior of that interface), parameter descriptions (tells what the parameter is in some meaningful way), and error messages (identifies the condition that generated it, what the message is, and the meaning of any error codes). The development evidence also contains a tracing of the interfaces to the SFRs described in this ST.
ADV_TDS.1	The TOE design describes the TOE security functional (TSF) boundary and how the TSF implements the security functional requirements. The design description includes the decomposition of the TOE into subsystems, thus providing the purpose of the subsystem, the behavior of the subsystem and the actions the subsystem performs. The description also identifies the subsystem as SFR (security function requirement) enforcing, SFR supporting, or SFR non-interfering; thus identifying the interfaces as described in the functional specification. In addition, the TOE design describes the interactions among or between the subsystems; thus providing a description of what the TOE is doing and how.
AGD_OPE.1	The Administrative Guide provides the descriptions of the processes and procedures of how the administrative users of the TOE can securely administer the TOE using the interfaces that provide the features and functions detailed in the guidance.
AGD_PRE.1	The Installation Guide describes the installation, generation, and startup procedures so that the users of the TOE can put the components of the TOE in the evaluated configuration.
ALC_CMC.2	The Configuration Management (CM) document(s) describes how the consumer (end-user) of the TOE can identify the evaluated TOE (Target of Evaluation). The CM document(s), identifies the configuration items, how those configuration items are uniquely identified, and the adequacy of the procedures that are used to control and track changes that are made to the TOE. This includes details on what changes are tracked, how potential changes are incorporated, and the degree to which automation is used to reduce the scope for error. Cisco uniquely identifies configuration items and each release of the TOE has a unique reference. The Configuration Management documentation contains a configuration item list.
ALC_CMS.2	
ALC_DEL.1	Cisco documents the delivery procedure for the TOE to include the procedure on how to download certain components of the TOE from the Cisco website and how certain components of the TOE are physically delivered to the user. The delivery procedure detail how the end-user may determine if they have the TOE and if the integrity of the TOE has been maintained. Further, the delivery documentation describes how to acquire the proper license keys to use the TOE components.
ATE_COV.1	The Test document(s) consist of a test plan describes the test configuration, the approach to

Component	How requirement will be met
ATE_FUN.1	testing, and how the TOE security functionality interfaces (TSFI) has been tested against its functional specification as described in the TOE design and the security architecture description. The test document(s) also include the test cases/procedures that show the test steps and expected results, specify the actions and parameters that were applied to the interfaces, as well as how the expected results should be verified and what they are. Actual results are also included in the set of Test documents.
ATE_IND.2	Cisco will provide the TOE for testing.
AVA_VAN.2	Cisco will provide the TOE for testing.

6 TOE SUMMARY SPECIFICATION

6.1 TOE Security Functional Requirement Measures

This chapter identifies and describes how the Security Functional Requirements identified above are met by the TOE.

Table 24 How TOE SFRs are Met

TOE SFRs	How the SFR is Met
FAU_GEN.1	<p>The TOE generates an audit record that is stored internally within the TOE whenever an audited event occurs. The types of events that cause audit records to be generated include, cryptography related events, events related to the enforcement of information flow policies, identification and authentication related events, and administrative events (the specific events and the contents of each audit record are listed in Table 16. Each of the events is specified in the syslog which is stored internal to the TOE in enough detail to identify the user for which the event is associated, when the event occurred, where the event occurred, the outcome of the event, and the type of event that occurred.</p> <p>The administrative configuration of ACLs, PACLS, and VACLs contain an option to enable auditing. If auditing is enabled, each time traffic that matches a configured ACL, PACL, or VACL enters or leaves the Nexus 7000 Series switch an audit record is generated. The type of information recorded depends on what type of ACL is met and the action applied to the traffic. A full list of the contents of the generated audit information can be found in the table associated with FAU_GEN.1.</p> <p>Each time an administrative user logs into or off of the Nexus 7000 Series switch, an audit record is generated. The audit record contains the Day of Week, the Date, the Action, the User ID, and terminal information (where applicable) of the user logging into the Nexus 7000 Series switch. Whenever an administrative user make a configuration change to the Nexus 7000 Series switch, an audit record is generated on a per-command basis. Likewise, the audit record contains the Day of Week, the Date, the Action, the User ID, the outcome of the event, and terminal information (where applicable) of the user making the configuration change.</p> <p>Auditing cannot be globally disabled and is automatically available upon the startup of the TOE. As a result, there is no auditable event that captures the startup and shutdown of the audit function. Therefore, the first audit event on startup and the last audit event on shutdown of the TOE are the designated startup and shutdown audit events.</p> <p>Example audit events are included below:</p> <pre>Fri May 30 13:21:22 2014:type=update:id=64.103.212.160@pts/0:user=admin :cmd=configure terminal ; username test123 password ***** role vdc-operator (SUCCESS)</pre> <p>In the above log event a date and timestamp is displayed as well as an event description "cmd=configure terminal". The subject identity where a command is directly run by a user is displayed "user=admin." The outcome of the command is displayed: "SUCCESS".</p>
FAU_GEN.2	<p>The TOE shall ensure that each auditable event is associated with the user that triggered the event and as a result they are traceable to a specific user. For example a human user, user identity, or related session ID would be included in the audit record. For an IT entity or device, the IP address, MAC address, host name, or other configured identification is presented. A sample audit record is below:</p>

TOE SFRs	How the SFR is Met
	Fri May 30 13:21:22 2014:type=update:id=64.103.212.160@pts/0:user=admin:cmd=deleted user test123
FAU_STG.1	<p>Access to the audit records stored on the TOE is only through a TSF Mediated interface. Only users explicitly authorized to access the audit records are given access to the audit records. There is no interface which may be used to perform audit record modification. In addition, logs can only be cleared by an authorized administrator.</p> <p>For the Nexus 7000 Series, logs are written to DRAM, NVRAM, and flash. By default, system messages of severity 0, 1, or 2 (emergency, alert, or critical) are logged to NVRAM (#show log nvram). Additionally by default, system messages are written to DRAM log:messages (#show log) and to the flash (#show logging logfile) at logging level 5 (which includes levels 0-5) with up to 4 MB size.</p> <p>The logging logfile global configuration command enables copying of system messages to an internal log file in flash, allows for setting the level of logging (0-7) which by default is level 5, and optionally sets the size of the file as well as the name of the log file.</p> <p>The AAA logs that audit administrator actions on the TOE are stored separately in the AAA accounting log. All log locations are protected from modification and unauthorized deletion through the roles assigned to authorized administrators. The logging to NVRAM and flash provide persistent logging data after a system reload. By default, the logs are circular and once the log files reach capacity of the flash storage, they are overwritten. With NX-OS, there is logging of event-histories that run in the background by default (per VDC and per component). The event-history log size is configurable.</p>
FCS_CKM.1	<p>The TOE generates cryptographic keys for Diffie-Hellman key establishment (conformant to NIST SP 800-56A) and for RSA key establishment schemes (conformant to NIST SP 800-56B). Diffie-hellman is used to generate the key that will secure the SSH sessions. The TOE complies with section 5.6 and all subsections regarding asymmetric key pair generation and key establishment in the NIST SP 800-56A. The TOE complies with section 6 and all subsections regarding RSA key pair generation and key establishment in the NIST SP 800-56B.</p> <p>In addition, a PAC key is created to secure RADIUS sessions with the AAA Server in the IT environment which is vendor affirmed.</p> <p>The HMAC-SHA1 is used for the key generation in authenticating the RADIUS and PAC communications. HMAC-1 is also used to ensure data integrity during SSH sessions.</p>
FCS_CKM.4	<p>The TOE meets all requirements specified in FIPS 140-2 for destruction of keys and Critical Security Parameters (CSPs) in that none of the symmetric keys, pre-shared keys, or private keys are stored in plaintext form.</p> <p>Through the implementation of cryptographic module, the TOE zeroizes all of the cryptographic keys used within the TOE after the key is no longer of use to the TOE. The key and CSP zeroization capabilities of the TOE have been verified as part of the TOE's FIPS 140-2 validation. See Table 6 and Table 30 for more information.</p> <p>The cryptographic key destruction is used as follows:</p> <ul style="list-style-type: none"> • After TOE administration via SSH/SFTP is completed, the tunnel is torn down and the session key is overwritten.
FCS_COP.1	<p>The TOE provides symmetric encryption and decryption capabilities using AES in CBC, ECB, and GMAC modes (128 and 256 bits) as described in FIPS PUB 197, NIST SP 800-38A and NIST SP 800-38D. AES is implemented in the following protocols: SSHv2. Through the implementation of the FIPS validated algorithms, the TOE provides AES encryption and decryption in support of SSHv2 for secure communications. Management of the</p>

TOE SFRs	How the SFR is Met
	<p>cryptographic algorithms is provided through the CLI with auditing of those commands. AES data encryption is the encryption/ decryption option that is used within SSHv2 communications. Specifically, AES is used to encrypt SSHv2 session traffic. Additionally, AES can optionally be chosen by the administrator to encrypt stored administrative authentication credentials using the "feature password encryption aes" command.</p> <p>AES - Provides data protection using symmetric encryption and decryption for SSH/SFTP communications. In addition, AES can be used to encrypt administrator passwords stored on the TOE.</p> <p>SHS hashing - Provides the hashing required as part of the RADIUS-KeyWrap session establishment protocol.</p> <p>SHA- hashing - Provides the hashing protection required by the SSH protocol.</p> <p>RSA: This provides the asymmetric encryption used as part of the session setup process for SSH communications.</p> <p>DSA: Provides data protection using symmetric encryption and decryption for SSH/SFTP communications.</p> <p>HMAC-SHA: Is used to ensure the integrity of the SSHv2 session.</p>
FCS_RBG_EXT.1	<p>The TOE implements a NIST-approved AES-CTR Deterministic Random Bit Generator (DRBG), as specified in FIPS Pub 140-2 Annex C: X9.31 Appendix 2.4 using AES. The TOE models provide a software based entropy source as described in FCS_RBG_EXT.1. The DRBG is seeded with a minimum of 128 bits of entropy that is at least equal to the greatest security strength of the keys and hashes that it will generate.</p>
FCS_SSH_EXT.1	<p>The TOE implements SSHv2 (telnet is disabled in the evaluated configuration). SSHv2 sessions are limited to an administrator configurable session timeout period, and will be rekeyed upon request from the SSH client. The key exchange methods used by the TOE is a configurable option..</p> <p>The TOE implementation of SSHv2 supports the following:</p> <ul style="list-style-type: none"> • local password-based authentication for administrative users accessing the TOE through SSHv2, and optionally supports deferring authentication to a remote AAA server. • encryption algorithms, AES-CBC-128, AES-CBC-256 to ensure confidentiality of the session. • hashing algorithms HMAC-SHA-1 or HMAC-SHA-96 to ensure the integrity of the session.
FDP_IFC.1	<p>The TOE enforces the <i>Virtual and Distributed Switch Information Flow Control</i> policies on network traffic (IPv4, IPv6 and non-IP) received by the Nexus 7000 Series interfaces including any Nexus Layer 3 interface, VLAN interfaces, Physical Layer 3 interfaces, Layer 3 Ethernet subinterfaces, Layer 3 Ethernet port-channel interfaces, Layer 3 Ethernet port-channel subinterfaces, Tunnels, Management interfaces, Layer 2 interfaces, or Layer 2 Ethernet port-channel interfaces. Each information flow is controlled by the supervisor (permit, drop, ignore) via the ACLs while the network traffic is mediated via the I/O network module ports. The TOE makes an information flow decision to Permit traffic flow, Deny traffic flow, Redirect the traffic to an interface, Deny traffic flow and log a copy of the traffic, Disable the ingress interface, or Create DHCP binding table.</p> <p>Whenever an endpoint device attempts to send network traffic to the TOE protected network, the TOE verifies that the posture, or state, of the endpoint devices complies with the administratively configured security policies before the endpoint device can send network</p>

TOE SFRs	How the SFR is Met
	<p>traffic to TOE protected resources. For endpoint devices that comply with the administratively configured policies, the TOE permits the network traffic to flow to the TOE protected resource in the network. For endpoint devices that do not comply with administratively configured security policies, the TOE either denies the traffic flow or quarantines the Traffic flow to access to the TOE protected network that is sufficient only for remediation. After remediation the TOE checks the posture of the device again.</p>
FDP_IFF.1	<p>Whenever network traffic (both IP and non-IP traffic) is received by one of the Nexus 7000 Series interfaces, the TOE applies administratively configured information flow policies to the traffic in the following order,</p> <ol style="list-style-type: none"> 1. Port Security/IP Source Guard/Traffic Storm/DHCP Snooping/Dynamic ARP Inspection (all applied at the same time) 2. PAACL MAC ACLs 3. VRFs 4. VACL IP/MAC ACLs 5. RAACL IP/MAC ACLs <p>The specific rules associated with each policy are, as follows:</p> <p>Port Security</p> <p>An administrator can configure the Nexus 7000 Series switch to allow inbound traffic from only a restricted set of MAC addresses. This policy can be applied to Layer 2 Access Ports, Layer 2 Trunk Ports, or Layer 2 SPAN Source Ports. The Nexus 7000 Series switch makes an information flow decision to permit, deny, or disable the port whenever traffic is received on the port. The TOE makes the information decision based on the following,</p> <ul style="list-style-type: none"> ▪ The source MAC address is administratively configured as secure for the Nexus 7000 Series interface, or, ▪ The source MAC address is dynamically identified as secure by the TOE. A source MAC address is considered secure if the following criteria is met, <ul style="list-style-type: none"> ▪ The Nexus 7000 Series has not reached any connection maximums; ▪ The source MAC address has not already been secured for another port within the same VLAN ▪ And, the network traffic flow is not denied by any IP Source Guard/Traffic Storm/DHCP Snooping/Dynamic ARP Inspection policies ▪ If a Nexus 7000 Series interface receives network traffic from a source MAC address that is not identified as secure, one of the following actions takes place, the ingress port is shutdown or the network traffic is denied <p>IP Source Guard</p> <p>IP Source Guard is a per-interface traffic filter that permits IP traffic only when the IP address and MAC address of each packet matches. The IP Source Guard information flow policy is applied to the layer 2 interfaces of the Nexus 7000 Series switch. If the TOE determines that the IP address and MAC address of the traffic does not come from the same source the TOE will deny the network traffic flow. The following rules are enforced by the TOE for this information flow policy,</p> <ul style="list-style-type: none"> ▪ Network traffic flow is permitted if the Source IP address and MAC address combination are administratively configured as a valid combination, or, ▪ The Source IP address and MAC address combination were previously identified as a valid combination by the TOE through DHCP Snooping

TOE SFRs	How the SFR is Met
	<ul style="list-style-type: none"> ▪ And, the network traffic flow is not denied by any Port Security/Traffic Storm/DHCP Snooping/Dynamic ARP Inspection policies <p>Traffic Storm</p> <p>Traffic storm control allows an administrator to monitor the levels of the incoming traffic to a Nexus 7000 Series switch layer 2 interface over a 1-second interval. During this interval, the traffic level, which is a percentage of the total available bandwidth of the port, is compared with the administratively configured traffic storm control level. When the ingress traffic reaches the traffic storm control level that is configured on the port, traffic storm control denies the traffic flow until the interval ends. The TOE enforces the following traffic storm rules,</p> <ul style="list-style-type: none"> ▪ Network traffic flow is permitted if the bandwidth used by the combination of Broadcast, Unicast, and Multicast Traffic on a given port does not exceed the administratively configured threshold of available bandwidth for that interface port over a one second time frame ▪ And, the network traffic flow is not denied by any IP Source Guard/Port Security/DHCP Snooping/Dynamic ARP Inspection policies ▪ Network traffic flow is denied when the bandwidth used by the combination of Broadcast, Unicast, and Multicast Traffic on a given port exceeds the administratively configured threshold of available bandwidth for that interface port over a one second time frame <p>DHCP Snooping</p> <p>The Nexus 7000 Series switch provides the ability to validate DHCP messages received from untrusted sources and prevent invalid DHCP messages from passing. The Nexus 7000 Series switch builds a database from information collected by valid DHCP requests. The Nexus 7000 Series switch then uses the information obtained from the valid DHCP requests to verify the validity of ARP requests received by untrusted sources by checking the collected IP-to-MAC address mapping. Traffic that is identified as valid ARP requests are allowed to pass. Packets identified as invalid ARP traffic are dropped. These services can be administratively turned on and off. The following rules are enforced by the TOE.</p> <ul style="list-style-type: none"> ▪ The Nexus 7000 Series switch permits DHCP traffic to flow unless any of the following conditions occur (in which case the traffic flow is denied): The Nexus 7000 Series switch receives a DHCP response packet (such as DHCPACK, DHCPNAK, or DHCPOFFER packet) on an untrusted interface. The Nexus 7000 Series receives a packet on an untrusted interface, and the source MAC address and the DHCP client hardware address do not match. This check is performed only if the DHCP snooping MAC address verification option is turned on. The Nexus 7000 Series receives a DHCPRELEASE or DHCPDECLINE message from an untrusted host with an entry in the DHCP snooping binding table, and the interface information in the binding table does not match the interface on which the message was received. ▪ And, the network traffic flow is not denied by any IP Source Guard/Traffic Storm/Port Security/Dynamic ARP Inspection policies <p>Dynamic ARP Inspection</p> <p>Dynamic ARP Inspection ensures that only valid ARP requests and responses are relayed. When DAI is enabled the Nexus 7000 Series switch performs these information flows:</p> <ul style="list-style-type: none"> ▪ The TOE permits ARP traffic flows received on an untrusted Nexus 7000 Series switch interface to the appropriate destination if a valid IP-to-MAC address binding exists within the DHCP binding table

TOE SFRs	How the SFR is Met
	<ul style="list-style-type: none"> ▪ And, the network traffic flow is not denied by any IP Source Guard/Traffic Storm/DHCP Snooping/Port Security policies ▪ The TOE denies ARP traffic flows received on an untrusted Nexus 7000 Series switch interface if a valid IP-to-MAC address binding does not exist within the DHCP binding table <p>PACLs When non-IP network traffic that meets an administratively configured PACL MAC ACL is received on Layer 2 interfaces or Layer 2 Ethernet port-channel interfaces, the Nexus 7000 Series switch makes an information flow decision to either permit or deny the traffic. Traffic is permitted or denied, as follows,</p> <ul style="list-style-type: none"> ▪ Ingress Non-IP traffic with security attributes that match an administratively configured PACL permit policy for non-IP traffic rule is allowed to flow, or, ▪ Ingress Non-IP traffic with security attributes that match an administratively configured deny policy rule is not permitted. The PACL permit/deny policies for non-IP traffic are comprised of a combination of information attributes and a permit/deny operation. The information attributes that are available for the creation of PACL permit/deny policies for non-IP traffic include: Source MAC address, Destination MAC address, Protocol, Class of Service (COS), VLAN ID <p>VRFs The Nexus 7000 Series switch provides the ability for an administrative user to configure VRFs for incoming IP traffic. For IP traffic that is received by the Nexus 7000 Series interfaces, the Nexus 7000 Series switch verifies which VRF the traffic is associated with and forwards the traffic in a manner consistent with the routing table associated with the VRF. There is no way for the user to circumvent the configured VRFs. The following VRF related rules are applied to Network traffic.</p> <ul style="list-style-type: none"> ▪ IP traffic with security attributes that map to a configured VRF will be forwarded through the Nexus 7000 Series switch TOE component per the VRF routing table <p>VACL IP/MAC ACLs When network traffic that meets an administratively configured VACL IP ACL is received on VLAN interfaces, the Nexus 7000 Series switch makes an information flow decision to forward the traffic, redirect the traffic, drop the traffic, or drop the packet and create a log of the traffic. Traffic is forwarded, redirected, dropped, or dropped and logged, as follows,</p> <ul style="list-style-type: none"> ▪ IP traffic with security attributes that match an administratively configured permit policy rule is allowed to flow, or, ▪ IP traffic with security attributes that match an administratively configured deny policy rule is not permitted to flow. IP traffic with security attributes that match an administratively configured redirect policy rule is redirected to the specified interface, or, ▪ IP traffic with security attributes that match an administratively configured deny-and-log policy rule is not permitted to flow and a copy of the traffic is logged by the TOE. The permit/deny/redirect/deny-and-log policies (defined in VACL IP/MAC ACLs) for IP traffic described above are comprised of a combination of subject security attributes and information attributes and a permit/deny/redirect/deny-and-log operation. The subject attributes that are available for the creation of permit/deny/redirect/deny-and-log policies include: vlan-ID. The information attributes that are available for the creation of permit/deny/redirect/deny-and-log policies include: Source IP address, Destination IP address, Source port number, Destination port number, Protocol, ICMP message type, ICMP message code, IGMP

TOE SFRs	How the SFR is Met
	<p>message type, Packet length, Precedence, DSCP Value</p> <ul style="list-style-type: none"> ▪ Non-IP traffic with security attributes that match an administratively configured permit policy rule is allowed to flow, or, ▪ Non-IP traffic with security attributes that match an administratively configured deny policy rule is not permitted to flow. Non-IP traffic with security attributes that match an administratively configured redirect policy rule is redirected to the specified interface, or, ▪ Non-IP traffic with security attributes that match an administratively configured deny-and-log policy rule is not permitted to flow. <p>The permit/deny/redirect/deny-and-log polices (defined in VACL IP/MAC ACLs) for non-IP traffic described above are comprised of a combination of subject security attributes and information attributes and a permit operation. The subject attributes that are available for the creation of these permit/deny/redirect/deny-and-log policies include: vlan-ID. The information attributes that are available for the creation of these permit/deny/redirect/deny-and-log policies include: Source MAC address, Destination MAC address, Protocol, Class of Service (COS), or VLAN ID</p> <p>RACL IP/MAC ACLs</p> <p>When network traffic that meets an administratively configured RACL or PACL IP ACL is received on VLAN interfaces, Physical Layer 3 interfaces, Layer 3 Ethernet subinterfaces, Layer 3 Ethernet, port-channel interfaces, Layer 3 Ethernet port-channel subinterfaces, Tunnels, Management interfaces, Layer 2 interfaces, or Layer 2 Ethernet port-channel interfaces, the Nexus 7000 Series switch makes an information flow decision to either permit or deny the traffic. Traffic is permitted or denied, as follows,</p> <ul style="list-style-type: none"> ▪ Ingress or egress IP traffic with security attributes that match an administratively configured RACL permit policy rule is allowed to flow, or, ▪ Ingress or egress IP traffic with security attributes that match an administratively configured RACL deny policy for IP traffic rule is not permitted. The RACL permit/deny polices for IP traffic are comprised of a combination of information attributes and a permit/deny operation. The information attributes that are available for the creation of RACL permit/deny policies include: Source IP address, Destination IP address, Source port number, Destination port number, Protocol, ICMP message type, ICMP message code, IGMP message type, Packet length, Precedence, DSCP Value <p>Note: RACLs are applied to both ingress and egress traffic. PACLs are applied to only ingress traffic.</p> <p>Additionally, the following explicit authorize rules are enforced on information flows.</p> <ul style="list-style-type: none"> ▪ DHCP traffic received on interfaces configured as trusted is always allowed to pass, or, ▪ ARP traffic received on interfaces configured as trusted is always allowed to pass. <p>The following explicit deny rules are enforced on information flows.</p> <p>For IP Network Traffic Flows:</p> <ul style="list-style-type: none"> ▪ The TOE denies IP traffic flow when the IP address and MAC address of the traffic are not identified as a valid combination either through DHCP Snooping or administrative configuration, or, ▪ For IP traffic, if the security attributes do not match an administratively configured RACL or VACL, the traffic flow is denied, or, ▪ If the IP traffic security attributes do not map to a configured VRF, the traffic flow is denied

TOE SFRs	How the SFR is Met
	<p>For Non-IP Network Traffic Flows: For Non-IP traffic, if security attributes do not match an administratively configured RACL, PACL, or VACL, the traffic flow is denied</p>
FDP_NIS_EXT.1	<p>The virtual device context separation security function of the TOE ensures that each virtual device context is isolated from any other virtual device context co-existing on the TOE. Each VDC appears as a unique device and enables separate Roles-Based Access Control Management (RBAC) per VDC. This enables VDCs to be administered by different administrators while still maintaining a rich, granular RBAC capability. With this functionality, each administrator can define VRF names and VLAN IDs independent of those used in other VDCs safely with the knowledge that VDCs maintain their own unique software processes, configuration, and data plane forwarding tables.</p> <p>Use of separate VLANs is used to ensure routing protocol communications between the TOE and neighbor switches including routing table updates and neighbor switch authentication will be logically isolated from traffic on other VLANs.</p>
FDP_RIP.2	<p>The TOE ensures that packets transmitted from the TOE do not contain residual information from data deallocated from previous packets. Packets that are not the required length use zeros for padding. Residual data is never transmitted from the TOE. Packet handling within memory buffers ensures new packets cannot contain portions of previous packets. Packet buffers are used to form a packet in software. The contents of the buffers are sent to the ethernet driver with the appropriate addresses and 64 byte length packet that needs to be transmitted. Once the packet is sent and the buffers are deallocated, new packet data overwrites the old. If the outgoing packet has a size less than 64 bytes then the packet is padded so that it is 64 bytes in length. The buffers are deallocated and reused once the operation is over. This applies to both data plane traffic and administrative session traffic.</p>
FIA_PMG_EXT.1	<p>The TOE supports the local definition of users with corresponding passwords. The passwords can be composed of any combination of upper and lower case letters, numbers, and special characters (that include: “!”, “@”, “#”, “\$”, “%”, “^”, “&”, “*”, “(”, and “)”).</p>
FIA_UIA_EXT.1 FIA_UAU_EXT.2 FIA_UID.2	<p>The TOE requires all users to be successfully identified and authenticated before allowing any TSF mediated actions to be performed on behalf of that administrator user. Administrative access to the TOE is facilitated through the TOE’s Nexus 7000 Series CLI. The TOE mediates all administrative actions through the CLI. Once a potential administrative user attempts to access the CLI of the TOE through either a directly connected console or remotely through an SSHv2 connection, the TOE prompts the user for a user name and password. Only after the administrative user presents the correct authentication credentials will access to the TOE administrative functionality be granted. No access is allowed to the administrative functionality of the TOE until an administrator is successfully identified and authenticated.</p> <p>Authentication may be provided via either:</p> <ul style="list-style-type: none"> • Remote authentication (facilitated by RADIUS or TACACS+ (provided by the IT environment)); • Authentication against a local database.
FIA_UAU.7	<p>When a user enters their password at the local console or via SSH, the TOE does not echo any of the characters of the password or any representation of the characters.</p>
FMT_MSA.1	<p>The TOE allows authenticated and authorized administrative users of the Nexus 7000 Series switch TOE component to Read, write ACLs policy and the Inspection policies as well as the attributes contained within the policy rules. The TOE allows access to the policy rules based on the permissions defined for the user’s administratively assigned roles. Only users assigned a role with access privileges to the policy rules have any access. All other administrative users have no visibility into the existence of the policy rules. The TOE provides two ways to manage the ACL and Inspection policy rules and the security attributes within the policy rules, traditional rule configuration in which or new rules are applied and all connections are lost</p>

TOE SFRs	How the SFR is Met
	during configuration and atomic configuration which allows new configurations to be applied without losing current connections.
FMT_MSA.3	There are no default ACLs for the information flow control on the Nexus 7000 Series switch TOE component. Without default ACLs and/or RACLs, packet flows are not allowed. This is a restrictive default policy. The TOE does allow other policies to be created. However, when the policies are removed, the default TOE information flow control policy is still restrictive.
FMT_MTD.1	The TOE provides the ability for administrators of the Nexus 7000 Series to access TOE configuration and audit data. Each of the predefined and administratively configured roles has either read or write access to the configuration and audit data. See the SFR definition in section 5 for details regarding the specific access available to each user role.
FMT_SMF.1	<p>Through the administrative interface of the Nexus 7000 Series switch (CLI), the TOE facilitates the following administrative functions:</p> <ul style="list-style-type: none"> ▪ Configuration of RACL, PACL IP ACLs within the ACLs SFP – This functionality allows the configuration of RACL and PACL IP ACLs by an administrative user. ▪ Configuration of VACL IP ACLs within the ACLs SFP – This functionality allows the configuration of VACL IP ACLs by an administrative user. ▪ Configuration of PACL MAC ACLs within the ACLs SFP – This functionality allows the configuration of PACL MAC ACLs by an administrative user. ▪ Configuration of VACL MAC ACLs within the ACLs SFP - This functionality allows the configuration of VACL MAC ACLs by an administrative user. ▪ Configuration of RBACs - This functionality allows the configuration of RBACs by an administrative user. ▪ Configuration of Port Security within the ACLs SFP - This functionality allows the configuration of Port Security by an administrative user. ▪ Configuration of IP Source Guard within the ACLs SFP - This functionality allows the configuration of IP Source Guard by an administrative user. ▪ Configuration of Traffic Storm within the ACLs SFP - This functionality allows the configuration of Traffic Storm by an administrative user. ▪ Configuration of Control Plane Policing within the Control Plane Policing/Rate Limiting SFP - This functionality allows the configuration of Control Plan Policing by an administrative user. ▪ Configuration of Rate Limiting within the Control Plane Policing/Rate Limiting SFP - This functionality allows the configuration of Rate limiting by an administrative user. ▪ Reviewing audit records – This functionality allows Nexus 7000 Series audit records to be viewed by an administrative user. ▪ Configuration of Nexus 7000 Series cryptographic services - This functionality allows the configuration of Nexus 7000 Series cryptographic by an administrative user. ▪ Management of Users – This functionality allows the creation and configuration of users and the ability to assign roles to a specific user. ▪ Review Nexus 7000 Series configuration - This functionality allows the administrative user to review the Nexus 7000 Series configuration.
FMT_SMR.1	Cisco NX-OS devices uses role-based access control (RBAC) for authorization. To enable NX-OS to be administered by the same TACACS+ servers that administer other Cisco IOS/IOS-XE devices, an authorized administrator can map the privilege levels configured on

TOE SFRs	How the SFR is Met
	<p>TACACS+ servers to user roles configured on Cisco NX-OS devices by using the 'feature privilege' command.</p> <p>The Nexus 7000 Series switch supports the following predefined roles:</p> <ul style="list-style-type: none"> • network-admin – This role is a super administrative role. This role has read and write privileges for any configuration item on the Nexus 7000 Series switch regardless of the assigned VDC. • network-operator - This role has read access to the entire Cisco NX-OS device (only available in the default VDC). • vdc-admin - This role has read and write privileges for any configuration item on the Nexus 7000 Series switch for a specific VDC. • vdc-operator - This role has read privileges for any configuration item on the Nexus 7000 Series switch for a specific VDC <p>The permissions associated with the predefined administrative roles cannot be modified. The TOE does allow, however, for the configuration of custom administrative roles on the Nexus 7000 Series switch. The custom administrative roles are created on a per VDC basis. Access for the custom roles can be defined per command, feature (a group of command, or feature group (a collection of features).</p> <p>The permissions associated with the predefined administrative roles cannot be modified.</p>
FPT_APW_EXT.1	<p>The TOE prevents reading of cryptographic keys and passwords. AES password encryption can be configured by an authorized administrator to encrypt stored passwords using the "feature password encryption aes" command.</p> <p>In this manner, the TOE ensures that plaintext user passwords will not be disclosed even to administrators.</p>
FPT_STM.1	<p>The Nexus 7000 Series switch can provide hardware based timestamp that are used to provide that timestamp in audit records. The TOE provides the option to either use the internally generated time stamps or at the discretion of the administrator use an external time server to provide the time stamp.</p> <p>The TOE provides a source of date and time information for the router, used in audit timestamps. This function can only be accessed from within the configuration exec mode via the privileged mode of operation of the TOE. The clock function is reliant on the system clock provided by the underlying hardware.</p>
FPT_TST_EXT.1	<p>The TOE runs a suite of self-tests during initial start-up to verify its correct operation. Refer to the FIPS Security Policy for available options and management of the cryptographic self-test.</p> <p>For testing of the TSF, the TOE automatically runs checks and tests at startup and during resets to ensure the TOE is operating correctly. Refer to the Guidance documentation for installation configuration settings and information and troubleshooting if issues are identified.</p> <p>When the system is booted up in FIPS mode, the FIPS power-up self-tests run on the supervisor and line card modules. If any of these FIPS self-tests fail, the whole system is moved to the FIPS error state. In this state, as per the FIPS requirement, all cryptographic keys are deleted, and all line cards are shut down. This mode is exclusively meant for debugging purposes.</p> <p>Once the switch is in the FIPS error state, any reload of a line card moves it to the failure state. To move the switch back to FIPS mode, it has to be rebooted. However, once the switch is in FIPS mode, any power-up self-test failure on a subsequent line card reload or insertion affects</p>

TOE SFRs	How the SFR is Met
	only that line card, and only the corresponding line card is moved to the failure state. If any of the self-tests fail, the TOE transitions into an error state. In the error state, all secure data transmission is halted and the TOE outputs status information indicating the failure.
FTA_SSL.4	An administrator is able to exit out of both local and remote administrative sessions.
FTA_TAB.1	The TOE displays a customizable login banner on the local and remote CLI management interface prior to allowing any administrative access to the TOE.
FTP_TRP.1	All remote administrative communications take place over a secure encrypted SSH session. The SSH session is encrypted using AES encryption. A remote authorized administrator is able to initiate SSH communications with the TOE.

6.2 TOE Bypass and interference/logical tampering Protection Measures

The Nexus 7000 Series switch is a hardware appliance untrusted subjects. All administration and configuration operations are performed within the physical boundary of the TOE. Also, all TSP enforcement functions must be invoked and succeed prior to functions within the TSC proceeding.

The TOE has been designed so that all locally maintained TSF data can only be manipulated via the secured management interfaces, including CLI interface. There are no undocumented interfaces for managing the product.

All cards included in the TOE rely on the main Nexus 7000 Series switch for power, memory management, and access control. In order to access any portion of the Nexus 7000 switch, the Identification & Authentication mechanisms of the Nexus 7000 Series switch must be invoked and succeed.

No processes outside of the TOE are allowed direct access to any TOE memory. The TOE only accepts traffic through legitimate TOE interfaces. None of these interfaces provide any access to internal TOE resources.

The Nexus 7000 Series switch provides the ability to segment Operating System and hardware resources into virtual contexts that act as independent virtual switches. These virtual device contexts are known as VDCs. Each VDC has its own software processes, dedicated hardware resources, and independent management environment.

The Nexus 7000 Series switch provides a secure domain for each VLAN to operate within. Each VLAN has its own forwarding plane resources that other VLANs within the same Nexus 7000 Series switch TOE component are not able to affect.

The Nexus 7000 Series switch provides a secure domain for each VRF to operate within. Each VRF has its own resources that other VRFs within the same Nexus 7000 Series switch TOE component are not able to affect.

Finally, the Nexus 7000 Series switch enforce ACLs and apply other network traffic security its interfaces before traffic passes into or out of the switch. The TOE controls every ingress and egress traffic flow. Policies are applied to each traffic flow. Traffic flow characterized as malicious (through administratively configured policies) are discarded and not permitted to circumvent the TOE. The TOE includes protections against various attacks, including, traffic

burst, address spoofing, attempts to over load the TOE control plane, and others. The information flow defenses built into the TOE to counter these attacks, such as, Rate Limiting Policies, Control Plane Policing, Traffic Storm Policies, IP Source Guards, and Port Security, help prevent logical tampering of the TOE.

The TOE also includes separate operating domains for each of the Virtual Device Contexts resident on the Nexus 7000 Series switch. The TOE prevents any sharing of internal resources for each of the Virtual Device Contexts. Each internal process is mapped to each memory allocation call. In turn, each process that is running on the box is associated with a specific VDC. The TOE prevents processes from interfering with other process resources. This helps to prevent circumvention of any of the security policies associated with a specific Virtual Device Context by attacking a separate Virtual Device Context on the same Nexus 7000 Series switch. Each port on the Nexus 7000 Series is administratively configured to be associated with a specific VDC. Any traffic received on a particular port is only associated with the VDC for which it is administratively configured.

There are no unmediated traffic flows into or out of either component of the TOE (Nexus 7000 Series switch). The information flow policies identified in the SFRs are applied to all traffic received and sent by the Nexus 7000 Series TOE component. Each communication including data plane communication, control plane communications, and administrative communications are mediated by the TOE. There is no opportunity for unaccounted traffic flows to flow into or out of the TOE.

This design, combined with the fact that only an administrative user with the appropriate role may access the TOE security functions, provides a distinct protected domain for the TOE that is logically protected from interference and is not bypassable.

6.3 Rationale for requirements/TOE Objectives

The security requirements are derived according to the general model presented in Part 1 of the Common Criteria. Specifically, the tables below illustrate the mapping between the security requirements and the security objectives and the relationship between the threats, policies and IT security objectives. This section identifies each Security Functional Requirement identified in Section 5, the TOE security objective(s) identified in Section 4 that addresses it, Table 25 and Table 26 provide the mapping and rationale for inclusion of each SFR in this ST.

6.4 Rationale for TOE Security Objectives

Table 25: SFR/Objectives Mappings

	O.DATA_FLOW_CONTROL	O.DISPLAY_BANNER	O.PROTECTED_COMMUNICATIONS	O.RESIDUAL_INFORMATION_CLEARING	O.SYSTEM_MONITORING	O.TOE_ADMINISTRATION	O.TSF_SELF_TEST	O.VDC_ISOLATION
FAU_GEN.1					X			
FAU_GEN.2					X			
FAU_STG.1					X			
FCS_CKM.1			X					
FCS_CKM.4			X					
FCS_COP.1			X					
FCS_RBG_EXT.1			X					
FCS_SSH_EXT.1			X					
FDP_IFC.1	X							
FDP_IFF.1	X							
FDP_NIS_EXT.1								X
FDP_RIP.2				X				
FIA_PMG_EXT.1						X		
FIA_UIA_EXT.1						X		
FIA_UID.2						X		
FIA_UAU_EXT.2						X		

	O.DATA_FLOW_CONTROL	O.DISPLAY_BANNER	O.PROTECTED_COMMUNICATIONS	O.RESIDUAL_INFORMATION_CLEARING	O.SYSTEM_MONITORING	O.TOE_ADMINISTRATION	O.TSF_SELF_TEST	O.VDC_ISOLATION
FIA_UAU.7						X		
FMT_MSA.1						X		
FMT_MSA.3	X					X		
FMT_MTD.1						X		
FMT_SMF.1						X		
FMT_SMR.1						X		
FPT_APW_EXT.1						X		
FPT_STM.1					X			
FPT_TST_EXT.1							X	
FTA_SSL.4						X		
FTA_TAB.1		X						
FTP_TRP.1			X					

The inspection of Table 25 shows that:

- Each SFR traces back to at least one security objective;
- Each security objective for the TOE has at least one SFR tracing to it.

6.4.1.1 Justification of SFR tracing

The justification demonstrates that the SFRs address all security objectives of the TOE.

Table 26 SFR Tracing Justification

Objective	Rationale
O.DATA_FLOW_CONTROL	<p>The SFRs, FDP_IFC.1, and FDP_IFF.1 meet this objective by ensuring the TOE mediates the flow of all information between clients and servers located on internal and external networks governed by the TOE. The TOE is required to identify the subject attributes and information attributes necessary to enforce the Virtual and Distributed Switch Information Flow Control SFP. The policy is defined by rules defining the conditions for which information is permitted or denied to flow. The SFR, FMT_MSA.3, ensures the TOE provides the capability for administrators to define default deny rules, though the default policy for the information flow control security rules is restrictive where no explicit rules exist until created and applied by an Authorized Administrator.</p> <p>The TOE enforces information flow policies on network traffic (both IPv4 and v6 and non-IP) received by the Nexus 7000 Series interfaces including any Nexus Layer 3 interface, VLAN interfaces, Physical Layer 3 interfaces, Layer 3 Ethernet subinterfaces, Layer 3 Ethernet port-channel interfaces, Layer 3 Ethernet port-channel subinterfaces, Tunnels, Management interfaces, Layer 2 interfaces, or Layer 2 Ethernet port-channel interfaces. The TOE makes an information flow decision to Permit traffic flow, Deny traffic flow, Redirect the traffic to an interface, Deny traffic flow and log a copy of the traffic, Disable the ingress interface, or Create DHCP binding table.</p> <p>Whenever an endpoint device attempts to send network traffic to the TOE protected network, the TOE verifies that the posture, or state, of the endpoint devices complies with the administratively configured security policies before the endpoint device can send network traffic to TOE protected resources. For endpoint devices that comply with the administratively configured policies, the TOE permits the network traffic to flow to the TOE protected resource in the network. For endpoint devices that do not comply with administratively configured security policies, the TOE either denies the traffic flow or quarantines the Traffic flow to access to the TOE protected network that is sufficient only for remediation. After remediation the TOE checks the posture of the device again.</p>
O.DISPLAY_BANNER	<p>The SFR, FTA_TAB.1 meets this objective by displaying an advisory notice and consent warning message regarding unauthorized use of the TOE.</p>
O.PROTECTED_COMMUNICATIONS	<p>The SFRs, FCS_CKM.1, FCS_CKM.4, FCS_COP.1, FCS_SSH_EXT.1, FCS_RBG_EXT.1, FTP_TRP.1 meet this objective by ensuring the communications between the TOE and endpoints are secure by implementing the encryption protocols as defined in the SFRs and as specified by the RFCs.</p>
O.RESIDUAL_INFORMATION_CLEARING	<p>The SFR, FDP_RIP.2 meets this objective by ensuring no left over user data from the previous transmission is included in the network traffic.</p>
O.SYSTEM_MONITORING	<p>The SFRs, FAU_GEN.1, FAU_GEN.2, FAU_STG.1, FPT_STM.1 meet this objective by auditing actions on the TOE. The audit records identify the user associated with the action/event, whether the action/event was successful or failed, the type of action/event, and the date/time the action/event occurred. The TOE writes audit events to NVRAM, DRAM</p>

Objective	Rationale
	and flash. All log locations are protected from modification and deletion. Logs can only be cleared by an authorized administrator through the CLI. The logs can also be sent to a configured syslog server.
O.TOE_ADMINISTRATION	The SFRs, FIA_UIA_EXT.1, FIA_PMG_EXT.1, FIA_UAU_EXT.2, FIA_UID.2, FIA_UAU.7, FMT_MSA.1, FMT_MSA.3, FMT_MTD.1, FMT_SMF.1, FMT_SMR.1, FPT_APW_EXT.1, FTA_SSL.4 meet this objective by ensuring the TOE supports a password-based authentication mechanism with password complexity enforcement such as, strong passwords, password life-time constraints, providing current password when changing the password, obscured password feedback when logging in, and passwords are not stored in plaintext. The objective is further met by ensuring restrictive default values are enforced on the SFPs (authorization and flow control), that only Authorized Administrators can override the default values. The TOE provides the management and configuration features to securely manage the TOE and that those functions are restricted to the Authorized Administrator. In addition, the TOE provides the ability for an Authorized Administrator to exit or logoff an administrator session.
O.TSF_SELF_TEST	The SFR, FPT_TST_EXT.1 meets this objective by performing self-test to ensure the TOE is operating correctly and all functions are available and enforced.
O.VDC_ISOLATION	The SFR, FDP_NIS_EXT.1 meets this objective by ensuring that data within each individual VDC remains separate from information within every other VDC unless explicitly permitted by an authorized administrator through the configured Virtual and Distributed Switch Information Flow Control SFP.

6.5 Security objectives rationale

The security objectives rationale shows how the security objectives correspond to assumptions, threats, and organizational security policies and provide a justification of that tracing.

6.5.1 Tracing of security objectives to SPD

The tracing shows how the security objectives OT.* and OE.* trace back to assumptions A.*, threats T.*, and organizational security policies OSP.* defined by the SPD.

Table 27 Tracing of security objectives to SPD

	A.NO_GENERAL_PURPOSE	A.PHYSICAL	A.TRUSTED_ADMIN	T.DATA_LEAKAGE	T.NET_TRAFFIC	T.TSF_FAILURE	T.UNAUTHORIZED_ACCESS	T.UNDETECTED_ACTIONS	T.USER_DATA_REUSE	P.ACCESS BANNER
O.DATA_FLOW_CONTROL					X					
O.DISPLAY_BANNER										X
O.PROTECTED_COMMUNICATIONS							X			
O.RESIDUAL_INFORMATION_CLEARING									X	
O.SYSTEM_MONITORING								X		
O.TOE_ADMINISTRATION							X			
O.TSF_SELF_TEST						X				
O.VDC_ISOLATION				X						
OE.NO_GENERAL_PURPOSE	X									
OE.PHYSICAL		X								
OE.TRUSTED_ADMIN			X							

6.5.2 Justification of tracing

The justification demonstrates that the tracing of the security objectives to assumptions, threats, and OSPs is effective and all the given assumptions are upheld, all the given threats are countered, and all the given OSPs are enforced.

6.5.2.1 Tracing of threats and OSPs

Table 28 Threat and OSP Rationale

Objective	Rationale
O.DATA_FLOW_CONTROL	This security objective is necessary to counter the threat T.NET_TRAFFIC to ensure that information flow control policies are enforced to limit access to an attacker (unauthorized user) sending malicious traffic through/to the TOE.
O.DISPLAY_BANNER	This security objective is necessary to address the Organizational Security Policy P.ACCESS_BANNER to ensure an advisory notice and consent warning message regarding unauthorized use of the TOE is displayed before the session is established.
O.PROTECTED_COMMUNICATIONS	This security objective is necessary to counter the threat: T.UNAUTHORIZED_ACCESS to ensure remote communications with the TOE are not compromised. O.PROTECTED_COMMUNICATIONS ensures that the administrator remote communications path is encrypted; therefore, providing a secured remote communications session to the TOE CLI preventing unauthorized users from viewing credentials or other TSF data passed in the session communications.
O.RESIDUAL_INFORMATION_CLEARING	This security objective is necessary to counter the threat T.USER_DATA_REUSE so that data traversing the TOE could inadvertently be sent to a user other than that intended by the sender of the original network traffic.
O.SYSTEM_MONITORING	This security objective is necessary to counter the threat T.UNDETECTED_ACTIONS to ensure activity is monitored so the security of the TOE is not compromised.
O.TOE_ADMINISTRATION	This security objective is necessary to counter the threat: T.UNAUTHORIZED_ACCESS to ensure administrators must identify and authenticate themselves before gaining access to the TOE's management interface.
O.TSF_SELF_TEST	This security objective is necessary to counter the threat T.TSF_FAILURE to ensure failure of mechanisms do not lead to a compromise in the TSF.
O.VDC_ISOLATION	This security objective is necessary to counter the threat T.DATA_LEAKAGE to ensure that there is no information transfer between VDCs.

6.5.2.2 Tracing of assumptions

Table 29: Threat/Policies/TOE Objectives Rationale

Environment Objective	Rationale
OE.NO_GENERAL_PURPOSE	This security objective is necessary to address the assumption A.NO_GENERAL_PURPOSE by ensuring there are no general-purpose computing capabilities (e.g., the ability to execute arbitrary code or applications) capabilities on the TOE.
OE.PHYSICAL	This security objective is necessary to address the assumption A.PHYSICAL by ensuring the TOE and the data it contains is physically protected from unauthorized access.
OE.TRUSTED_ADMIN	This security objective is necessary to address the assumption A.TRUSTED_ADMIN by ensuring the administrators are non-hostile and follow all administrator guidance.

7 ANNEX A: KEY ZEROIZATION

7.1 Key Zeroization

The following table describes the FIPS 140-2 key zeroization referenced by FCS_CKM.4 provided by the TOE.

Table 30: TOE Key Zeroization

Name	Description	Zeroization
Diffie-Hellman Shared Secret	The value is zeroized after it has been given back to the consuming operation. The value is overwritten by 0's.	Automatically after completion of DH exchange. Overwritten with: 0x00
Diffie Hellman private exponent	The function returns the value to the RP and then calls the function to perform the zeroization of the generated key pair (p_dh_keypair) and then calls the standard Linux free (without the poisoning). These values are automatically zeroized after generation and once the value has been provided back to the actual consumer.	Zeroized upon completion of DH exchange. Overwritten with: 0x00
RADIUS secret	The function calls aaa_free_secret, which uses the poisoned free operation to zeroize the memory from the secret structure by overwriting the space with 0x0d and releasing the memory.	Zeroized using the following command: # no radius-server key Overwritten with: 0x0d
TACACS+ secret	The function calls aaa_free_secret, which uses the poisoned free operation to zeroize the memory from the secret structure by overwriting the space with 0x0d and releasing the memory.	Zeroized using the following command: # no tacacs-server key Overwritten with: 0x0d
SSH Private Key	Once the function has completed the operations requiring the RSA key object, the module over writes the entire object (no matter its contents) using memset. This overwrites the key with all 0's.	Zeroized using the following command: # crypto key zeroize rsa Overwritten with: 0x00
SSH Session Key	The results zeroized using the free operation with the poisoning mechanism to overwrite the values with 0x00. This is called by the ssh_close function when a session is ended.	Automatically when the SSH session is terminated. Overwritten with: 0x00

8 ANNEX B: REFERENCES

The following documentation was used to prepare this ST:

Table 31: References

Identifier	Description
[CC_PART1]	Common Criteria for Information Technology Security Evaluation – Part 1: Introduction and general model, dated September 2012, version 3.1, Revision 4, CCMB-2012-009-001
[CC_PART2]	Common Criteria for Information Technology Security Evaluation – Part 2: Security functional components, dated September 2012, version 3.1, Revision 4, CCMB-2012-009-002
[CC_PART3]	Common Criteria for Information Technology Security Evaluation – Part 3: Security assurance components, dated September 2012, version 3.1, Revision 4, CCMB-2012-009-003
[CEM]	Common Methodology for Information Technology Security Evaluation – Evaluation Methodology, dated September 2012, version 3.1, Revision 4, CCMB-2012-009-004
[NDPP]	Protection Profile for Network Devices, version 1.1, June 8, 2012
[800-38A]	NIST Special Publication 800-38A Recommendation for Block 2001 Edition Recommendation for Block Cipher Modes of Operation Methods and Techniques December 2001
[800-56A]	NIST Special Publication 800-56A, March, 2007 Recommendation for Pair-Wise Key Establishment Schemes Using Discrete Logarithm Cryptography (Revised)
[800-56B]	NIST Special Publication 800-56B Recommendation for Pair-Wise, August 2009 Key Establishment Schemes Using Integer Factorization Cryptography
[FIPS 140-2]	FIPS PUB 140-2 Federal Information Processing Standards Publication Security Requirements for Cryptographic Modules May 25, 2001
[FIPS PUB 186-2]	FIPS PUB 186-2 Federal Information Processing Standards Publication 2000 January 27
[FIPS PUB 186-3]	FIPS PUB 186-3 Federal Information Processing Standards Publication Digital Signature Standard (DSS) June, 2009
[FIPS PUB 198-1]	Federal Information Processing Standards Publication The Keyed-Hash Message Authentication Code (HMAC) July 2008
[800-90]	NIST Special Publication 800-90A Recommendation for Random Number Generation Using Deterministic Random Bit Generators January 2012
[FIPS PUB 180-3]	FIPS PUB 180-3 Federal Information Processing Standards Publication Secure Hash Standard (SHS) October 2008