

# MultiApp V4.2 Java Card Platform

**Common Criteria / ISO 15408  
Security Target – Public version  
EAL5+**

Version 1.22p – March 20<sup>th</sup>, 2026

CONTENT

<b>1</b>	<b>SECURITY TARGET INTRODUCTION .....</b>	<b>7</b>
1.1	SECURITY TARGET REFERENCE .....	7
1.2	TOE REFERENCE .....	7
1.3	TOE IDENTIFICATION .....	8
1.3.1	<i>TOE Physical Scope</i> .....	10
1.4	SECURITY TARGET OVERVIEW .....	11
1.5	REFERENCES .....	12
1.5.1	<i>External References</i> .....	12
1.5.2	<i>Internal References [IR]</i> .....	15
1.6	ACRONYMS AND GLOSSARY .....	15
<b>2</b>	<b>TOE OVERVIEW .....</b>	<b>17</b>
2.1	TOE TYPE .....	17
2.2	PRODUCT ARCHITECTURE .....	17
2.3	TOE DESCRIPTION .....	20
2.3.1	<i>Architecture</i> .....	20
2.4	TOE BOUNDARIES .....	23
2.5	LIFE-CYCLE .....	23
2.5.1	<i>Product Life-cycle</i> .....	23
2.5.1.1	Actors .....	23
2.5.1.2	Life cycle description .....	24
2.5.2	<i>TOE Life-cycle</i> .....	26
2.5.3	<i>GP Life-cycle</i> .....	27
2.5.4	<i>TOE Delivery</i> .....	28
2.5.5	<i>Involved Thales sites</i> .....	28
2.6	TOE INTENDED USAGE .....	29
2.6.1.1	Personalization Phase .....	29
2.6.1.2	Usage Phase .....	29
2.6.1.3	NON-TOE HARDWARE/SOFTWARE/FIRMWARE REQUIRED BY THE TOE .....	29
<b>3</b>	<b>CONFORMANCE CLAIMS .....</b>	<b>31</b>
3.1	CC CONFORMANCE CLAIM .....	31
3.2	PP CLAIM .....	31
3.3	PACKAGE CLAIM .....	31
3.4	CONFORMANCE STATEMENT .....	31
<b>4</b>	<b>SECURITY ASPECTS .....</b>	<b>33</b>
4.1	CONFIDENTIALITY .....	33
4.2	INTEGRITY .....	33
4.3	UNAUTHORIZED EXECUTIONS .....	34
4.4	BYTECODE VERIFICATION .....	34
4.4.1	<i>CAP file Verification</i> .....	34
4.4.2	<i>Integrity and Authentication</i> .....	35
4.4.3	<i>Linking and Verification</i> .....	35
4.5	CARD MANAGEMENT .....	35
4.6	SERVICES .....	36

<b>5</b>	<b>SECURITY PROBLEM DEFINITION</b>	<b>38</b>
5.1	ASSETS	38
5.1.1	User data	38
5.1.2	TSF data	39
5.2	ITEMS FOR PACE MODULE	39
5.2.1	Primary assets or user data	40
5.2.2	Secondary assets and TSF data	41
5.2.3	Subjects and external entities	42
5.3	THREATS FROM JAVA CARD SYSTEM PROTECTION PROFILE – OPEN CONFIGURATION	43
5.3.1	Confidentiality	43
5.3.2	Integrity	43
5.3.3	Identity usurpation	44
5.3.4	Unauthorized execution	44
5.3.5	Denial of Service	44
5.3.6	Card management	45
5.3.7	Services	45
5.3.8	Miscellaneous	45
5.4	THREATS ASSOCIATED TO PACE MODULE	45
5.5	ORGANIZATIONAL SECURITY POLICIES	48
5.5.1	OSP From Java Card System Protection Profile – Open Configuration	48
5.5.2	TOE additional OSP	48
5.5.3	OSP associated to PACE Module	48
5.6	ASSUMPTIONS	49
5.6.1	Assumptions from Java Card System Protection Profile – Open Configuration	49
5.6.2	Assumptions associated to PACE Module	50
5.7	COMPATIBILITY BETWEEN SECURITY ENVIRONMENTS OF [ST-JCS] AND [IFX-IC]	51
5.7.1	Compatibility between threats of [ST-JCS] and [IFX-IC]	51
5.7.2	Compatibility between OSP of [ST-JCS] and [IFX-IC]	51
5.7.3	Compatibility between assumptions of [ST-JCS] and [IFX-IC]	51
5.8	COMPATIBILITY BETWEEN SECURITY ENVIRONMENTS OF PACE MODULE AND [IFX-IC]	51
5.8.1	Compatibility between threats of PACE module and [IFX-IC]	51
5.8.2	Compatibility between OSP of PACE module and [IFX-IC]	51
5.8.3	Compatibility between Assumptions of PACE module and [IFX-IC]	52
<b>6</b>	<b>SECURITY OBJECTIVES</b>	<b>53</b>
6.1	SECURITY OBJECTIVES FOR THE TOE	53
6.1.1	Security objectives for the TOE from Java Card System Protection Profile – Open Configuration	53
6.1.1.1	Identification	53
6.1.1.2	Execution	53
6.1.1.3	Services	54
6.1.1.4	Object deletion	55
6.1.1.5	Applet management	55
6.1.1.6	SCP	55
6.1.1.7	CMGR	56
6.1.2	Security objectives for the TOE from PACE Module	56
6.1.3	Additional objectives	58
6.2	SECURITY OBJECTIVES FOR THE OPERATIONAL ENVIRONMENT	59

6.2.1	<i>Security Objectives for the Operational Environment from Java Card System Protection Profile – Open Configuration</i> .....	59
6.2.2	<i>Security Objectives for the Operational Environment from PACE Module</i> .....	59
6.3	<b>SECURITY OBJECTIVES RATIONALE</b> .....	61
6.3.1	<i>Security objectives rationale from Java Card System Protection Profile – Open Configuration</i> .....	61
6.3.1.1	Threats .....	61
6.3.1.2	Organizational Security Policies .....	65
6.3.1.3	Assumptions .....	66
6.3.1.4	Compatibility between objectives of [ST-JCS] and [IFX-IC].....	66
6.3.2	<i>Security objectives rationale for PACE Module</i> .....	66
6.3.2.1	Threats .....	66
6.3.2.2	Organizational Security Policies and Assumptions.....	68
6.3.2.3	Compatibility between objectives of PACE Module and [IFX-IC] .....	68
7	<b>EXTENDED COMPONENTS DEFINITION</b> .....	70
8	<b>SECURITY REQUIREMENTS</b> .....	71
8.1	<b>SECURITY FUNCTIONAL REQUIREMENTS</b> .....	71
8.1.1	<i>Security Functional Requirements from PP Java Card System – Open configuration</i> .....	71
8.1.1.1	CoreG_LC Security Functional Requirements.....	75
8.1.1.2	INSTG Security Functional Requirements .....	89
8.1.1.3	ADELG Security Functional Requirements.....	91
8.1.1.4	ODELG Security Functional Requirements.....	94
8.1.1.5	CarG Security Functional Requirements.....	95
8.1.1.6	SCPG Security Functional Requirements .....	99
8.1.1.7	CMGR Group Security Functional Requirements .....	100
8.1.1.8	ASFR Group Security Functional Requirements .....	101
8.1.2	<i>Security Functional Requirements from PACE Module</i> .....	102
	▪ <i>Class FCS Cryptographic Support</i> .....	102
	▪ <i>Class FIA Identification and Authentication</i> .....	106
	▪ <i>Class FDP User Data Protection</i> .....	109
	▪ <i>Class FTP Trusted Path/Channels</i> .....	110
	▪ <i>Class FMT Security Management</i> .....	110
	▪ <i>Class FPT Protection of the Security Functions</i> .....	113
8.2	<b>SECURITY ASSURANCE REQUIREMENTS</b> .....	115
8.3	<b>SECURITY REQUIREMENTS RATIONALE</b> .....	115
8.3.1	<i>OBJECTIVES for PP JCS – OPEN Configuration</i> .....	115
8.3.1.1	<b>SECURITY OBJECTIVES FOR THE TOE</b> .....	116
8.3.2	<i>Security Functional Requirements Rationale for PACE Module</i> .....	119
8.3.3	<i>DEPENDENCIES for PP JCS-OPEN CONFIGURATION</i> .....	123
8.3.3.1	SFRS DEPENDENCIES .....	123
8.3.4	<i>DEPENDENCIES for PACE Module</i> .....	126
8.3.5	<i>SAR DEPENDENCIES</i> .....	127
8.3.6	<i>RATIONALE FOR THE SECURITY ASSURANCE REQUIREMENTS</i> .....	127
8.3.6.1	EAL5: Semi-formally designed and tested .....	127
8.3.6.2	AVA_VAN.5 ADVANCED METHODOICAL VULNERABILITY ANALYSIS .....	127
8.3.6.3	ALC_DVS.2 SUFFICIENCY OF SECURITY MEASURES .....	128
8.3.7	<i>Compatibility between SFR of [ST-JCS] and [IFX-IC]</i> .....	128
8.3.8	<i>Compatibility between SFR of PACE MODULE and [IFX-IC]</i> .....	131

<b>9</b>	<b>TOE SUMMARY SPECIFICATION .....</b>	<b>135</b>
9.1	TOE SECURITY FUNCTIONS.....	135
9.1.1	<i>SF provided by MultiApp V4.2 platform .....</i>	<i>135</i>
9.1.1.1	SF.FW: Firewall .....	135
9.1.1.2	SF.API: Application Programming Interface .....	136
9.1.1.3	SF.CSM: Card Security Management.....	137
9.1.1.4	SF.AID: AID Management .....	138
9.1.1.5	SF.INST: Installer.....	139
9.1.1.6	SF.ADEL: Applet Deletion.....	139
9.1.1.7	SF.ODEL: Object Deletion .....	140
9.1.1.8	SF.CAR: Secure Carrier.....	141
9.1.1.9	SF.SCP: Smart Card Platform.....	141
9.1.1.10	SF.CMG: Card Manager .....	141
9.1.1.11	SF.APIs: Specific API.....	142
9.1.1.12	SF.RND: RNG .....	142
9.1.2	<i>SF provided by MultiApp V4.2 PACE Module.....</i>	<i>142</i>
9.1.3	<i>TSFs provided by the IFX_CCI_000010h.....</i>	<i>144</i>
9.2	THESE SF ARE DESCRIBED IN [IFX-IC].....	144
9.3	ASSURANCE MEASURES .....	144
<b>10</b>	<b>RATIONALES .....</b>	<b>146</b>
10.1	TOE SUMMARY SPECIFICATION RATIONALE .....	146
10.1.1	<i>TOE security functions rationale .....</i>	<i>146</i>
10.1.2	<i>TOE security functions rationale for PACE MODULE .....</i>	<i>147</i>
10.1.3	<i>Assurance measures rationale .....</i>	<i>150</i>
10.2	PP CLAIMS RATIONALE .....	152

**FIGURES**

Figure 1:	MultiApp V4.2 Platform architecture.....	19
Figure 2:	MultiApp V4.2 Java Card platform architecture .....	20
Figure 3:	Manufacturing phases description.....	24
Figure 4:	Life Cycle description .....	25
Figure 5:	JCS (TOE) Life Cycle within Product Life Cycle.....	26
Figure 6:	GP Life Cycle.....	27

**TABLES**

Table 1:	Applets identification .....	18
Table 2:	Identification of the actors .....	23
Table 3:	Primary Assets.....	40
Table 4:	Secondary Assets.....	41
Table 5:	Subjects and External Entities .....	42
Table 6:	Threats, OSP, Assumptions vs Security Objectives .....	61
Table 7:	Threats vs Security Objectives for PACE Module .....	67
Table 8:	OSP and Assumptions vs Security Objectives for PACE Module.....	68
Table 9:	Platform keys destruction .....	82
Table 10:	FCS_CKM.1/DH_PACE iteration explanation .....	102
Table 11:	FCS_CKM.1/PERSO iteration explanation.....	103
Table 12:	PACE keys destruction.....	103

Table 13: FCS_COP.1/PACE_ENC iteration explanation .....	104
Table 14: FCS_COP.1/PACE_MAC iteration explanation .....	104
<del>Table 15: FCS_COP.1/PACE_CAM iteration explanation .....</del>	<del>105</del>
Table 16: FCS_COP.1/ PERSO iteration explanation .....	105
Table 17: Overview on authentication SFR.....	106
Table 18: FIA_AFL.1/PERSO refinements .....	107
Table 19: FIA_AFL.1/PACE refinements .....	107
Table 20: FPT_EMS.1 data to protect from emissions .....	113
Table 21: FPT_TST triggering conditions .....	114
Table 22: rationale objective vs. SFR.....	116
Table 23: Security Functional Requirement Rationale .....	120
Table 24: Security Functional Requirement Dependencies for PACE Module .....	127
Table 25: Compatibility [ST-JCS] and [IFX-IC] .....	131
Table 26: Compatibility [ST-JCS] and [IFX-IC] of PACE MODULE.....	134
Table 27: Security Functions provided by the MultiApp V4.2 with PACE.....	142
Table 28: Security Functions provided by the Infineon IFX_CCI_000010h .....	144
Table 29: Assurance Measures. ....	144
Table 30: Rationale table of functional requirements and security functions .....	147
Table 31: Rationale of SFR PACE Module vs PACE and IC Security Functions .....	148
Table 32: Rationale assurance requirements vs. assurance measures .....	150

## 1 SECURITY TARGET INTRODUCTION

### 1.1 SECURITY TARGET REFERENCE

<b>Title</b>	MultiApp V4.2: JCS Security Target
<b>ST Version</b>	1.22p
<b>ST Reference</b>	D1487827
<b>Author</b>	Thales
<b>IT Security Evaluation Facility</b>	Serma Safety & Security
<b>IT Security Certification Body</b>	Agence Nationale de la Sécurité des Systèmes d'Information (ANSSI)

### 1.2 TOE REFERENCE

<b>Product Name</b>	MultiApp V4.2
<b>Product Commercial Names</b>	MultiApp V4.2 Premium
<b>Security Controller CC Identifier</b>	IFX_CCI_000010h in design step G12
<b>Security Controller Commercial Names</b>	SLC52GDA804 (804 KB) SLC52GDA700 (700 KB) SLC52GDA600 (600 KB)
<b>TOE Name</b>	MultiApp V4.2 Platform
<b>TOE Name CC Identifier</b>	Java Card MultiApp V4.2 platform in open configuration on IC IFX_CCI_000010h
<b>TOE Version</b>	4.2.0.1*
<b>TOE documentation</b>	Guidance [ AGD ]
<b>Composition elements</b>	
<b>Composite TOE identifiers</b>	IFX_CCI_000010h
<b>Composite TOE Version</b>	The Design Step is G12 With FW-Identifiers v80.102.06.0 with belonging user guidance documentation  Note: An in-house crypto library is used instead of manufacturer one.
<b>Fingerprint matching Algorithm</b>	MINEX III  Reference: gemalto+0108

(\*)

The TOE version represents the version of the TOE software and the TOE documentation. The TOE version format is 4.2.x.y where "x" defines a minor software version linked to fix versioning data. See section 1.3 for more details. Else, the "y" defines a change on guidance [AGD] but no change on software.

**1.3 TOE IDENTIFICATION**

The TOE identification is provided by the Tag identity and CPLC data. This information is available by executing the Get Data command with tag “9F7F” and tag “0103” as follows:

Using tag “9F7F”:

Name	length	Description	Value
IC Fabricator	2	Chip fabricator	0x4090
IC Type: IFX_CCI_000010h	2	Chip model number	0x3401
Operating system identifier	2	OS developer	0x1981
Operating system release date	2	Date value number 0xYZZZ where: Y= year, 9 for 2019 ZZZ= N <sup>th</sup> day of the year: 218 <sup>th</sup> day of year 2019: Aug 6, 2019	0x9218
Operating system release level	2	4.2	0x0402

Using tag "0103":

Name	length	Description	Value
Thales Family Name	1	Java Card	B0h
Thales OS name	1	MultiApp	85h
Thales Mask Number	1	MultiappV42	60h
Thales Product Name	1		5Fh
Flow id Version	1		01h
Filter set	1		00h
Chip Manufacturer	2	Infineon	4090h
Chip Identifier: IFX_CCI_000010h (Thales production reference G314)	2	Identifier	3401h
BPU	2	BPU configurations: SLC52GDA804 SLC52GDA700 SLC52GDA600	3401h (804 KB) 3404h (700 KB) 3405h (600 KB)
PDM Technical Product Identifier	3		
PDM Customer Item Identifier	3		
Feature FLaG – Crypto Config	2		297Dh
Feature Flag – Feature Config	1		FFh
Feature Flag – Following features	1		01h
Platform Certificates	1		40h Bit 7 :CC Configuration
APPLI CERTIFICATES byte 1	1		C0h
APPLI CERTIFICATES byte 2	1		00h

The TOE version is 4.2.0.1 (See note regarding versioning at bottom of page 8).

This version number is directly linked with the CPLC Data specific fields: Operating System Release Date, Operating System Release level (here below):

- Operating system release date: **0x9218**
- Operating system release level: **0x0402**

The TOE and the product differ, as further explained in [Architecture of the Platform](#)

- The TOE is the JCS open platform MultiApp V4.2.
- The MultiApp V4.2 Platform also includes applets.

**1.3.1 TOE Physical Scope**

The TOE Physical scope is represented in the following table:

Integrated Circuit	
IC CC Identifier	IFX_CCI_000010h
Design step	G12
IC Commercial names	SLC52GDA804 SLC52GDA700 SLC52GDA600
FW-Identifiers	v80.102.06.0
Java Card Operating System	
Product name	MultiApp V4.2
TOE Version	4.2.0.1*

(\*)

The TOE version represents the version of the TOE software and the TOE documentation. The TOE version format is 4.2.x.y where "x" defines a minor software version linked to fix versioning data. See section 1.3 for more details. Else, the "y" defines a change on guidance [AGD] but no change on software.

### 1.4 SECURITY TARGET OVERVIEW

The Target of Evaluation (TOE) addressed by the current Security Target is a product comprising hardware and software corresponding to a Java Card platform operating system in Open Configuration.

- The TOE is conformed of:
  - The underlying Integrated Circuit
  - The MultiApp V4.2 Platform (Java Card platform)
  - The associated guidance documentation

The MultiApp V4.2 Platform also includes 11 applets (see section 2).

Evaluation is performed using a composite approach defined in [CC-3] and [CEM].

The IC is evaluated in conformance with [PP-IC-0084] according to [IFX-IC] and certified in [CR-IC].

The main objectives of this ST are:

- To introduce TOE and the JCS Platform,
- To define the scope of the TOE and its security features,
- To describe the security environment of the TOE, including the assets to be protected and the threats to be countered by the TOE and its environment during the product development, production and usage.
- To describe the security objectives of the TOE and its environment supporting in terms of integrity and confidentiality of application data and programs and of protection of the TOE.
- To specify the security requirements which includes the TOE security functional requirements, the TOE assurance requirements and TOE security functions.

**1.5 REFERENCES**

**1.5.1 External References**

<b>[CC]</b>	<b>Common Criteria references</b>
[CC-1]	Common Criteria for Information Technology Security Evaluation Part 1: Introduction and general model CCMB-2022-11-001, CC:2022, Revision 1, November 2022
[CC-2]	Common Criteria for Information Technology Security Evaluation Part 2: Security Functional Requirements CCMB-2022-11-002, CC:2022, Revision 1, November 2022
[CC-3]	Common Criteria for Information Technology Security Evaluation Part 3: Security Assurance Components CCMB-2022-11-003, CC:2022, Revision 1, November 2022
[CC-4]	Common Criteria for Information Technology Security Evaluation Part 4: Framework for the specification of evaluation methods and activities CCMB-2022-11-004, CC:2022, Revision 1, November 2022
[CC-5]	Common Criteria for Information Technology Security Evaluation Part 5: Pre-defined packages of security requirements CCMB-2022-11-005, CC:2022, Revision 1, November 2022
[CC2022-Transition]	Transition policy to CC:2022 and CEM:2022, April 2023, CCMC-2023-04-001
[CC-Errata]	Errata and Interpretation for CC:2022 (Release 1) and CEM:2022 (Release 1), Unique identifier: 002, v1.2, October 2025
[CEM]	Common Methodology for Information Technology Security Evaluation – Evaluation methodology CCMB-2022-11-006, CEM:2022, Revision 1, November 2022
<b>[PP]</b>	<b>Protection profiles</b>
[PP-IC-0084]	BSI-CC-PP-0084-2014, Security IC Platform Protection Profile with Augmentation Packages, Version 1.0, 13 January 2014
[PP-JCS-Open]	Java Card System – Open Configuration Protection Profile BSI-CC-PP-0099-2017, Version 3.0.5, December 2017
[PG-083]	Référentiel général de sécurité version 2.0 Guide des mécanismes cryptographiques – Règles et recommandations concernant le choix et le dimensionnement des mécanismes cryptographiques, ANSSI-PG-083, version 2.04 2020-01-01
[AIS31]	A proposal for: Functionality classes for random number generators Version 2.0 Sept 2011
[PP_PACE]	Protection Profile, Machine Readable Travel Document using Standard Inspection Procedure with PACE, version 1.01, 22 July 2014. Certified and maintained by the BSI (Bundesamt für Sicherheit in der Informationstechnik) under the reference BSI-CC-PP-0068-V2-2011-MA-01.
[PP_BAC]	"Protection Profile, Machine Readable Travel Document with "ICAO Application", Basic Access Control, version 1.10, 25 March 2009. Certified and maintained by the BSI (Bundesamt für Sicherheit in der Informationstechnik) under the reference BSI-PP-0055-2009.
<b>[IFX]</b>	<b>Infineon References</b>
[IFX-IC]	[IFX-IC-CCI]

[IFX-IC-CCI]	Public Security Target CC:2022 – EAL5 augmented with ADV_IMP.2, ADV_INT.3, ADV_TDS.5, ALC_CMC.5, ALC_DVS.2, ALC_FLR.3, ALC_TAT.3, ATE_FUN.2, ATE_COV.3, AVA_VAN.5 and sub-TSF assurance level EAL6 augmented with ALC_FLR.3 IFX_CCI_0000Fh IFX_CCI_000010h IFX_CCI_000026h IFX_CCI_000027h IFX_CCI_000028h IFX_CCI_000029h IFX_CCI_00002Ah IFX_CCI_00002Bh IFX_CCI_00002Ch G12 Resistance to attackers with HIGH attack potential Revision: 3.7 2025-11-28
[CR-IC]	[CR-IC-CCI]
[CR-IC-CCI]	Certification Report: EUCC-3087-2025-12-0001 BSI-DSZ-CC-1079-V6-2025 For Infineon Security Controller IFX_CCI_0000Fh, IFX_CCI_000010h, IFX_CCI_000026h, IFX_CCI_000027h, IFX_CCI_000028h, IFX_CCI_000029h, IFX_CCI_00002Ah, IFX_CCI_00002Bh, IFX_CCI_00002Ch in the design step G12 from Infineon Technologies AG Certificate issue date: 19/12/2025
<b>[NIST]</b>	<b>NIST references</b>
[FIPS180-2]	<i>Federal Information Processing Standards Publication 180-2 SECURE HASH STANDARD (+Change Notice to include SHA-224)</i> , U.S. DEPARTMENT OF COMMERCE/National Institute of Standards and Technology, 2002 August 1
[FIPS197]	<i>Federal Information Processing Standards Publication 197 ADVANCED ENCRYPTION STANDARD (AES)</i> , 2001 November 26
[SP800-67]	NIST Special Publication 800-67 - Recommendation for the Triple Data Encryption Algorithm (TDEA) Block Cipher, Revision 1 – Revised January 2012.
<b>[ISO]</b>	<b>ISO references</b>
[ISO9796-2]	<i>ISO/IEC 9796-2:2010: Information technology – Security techniques – Digital Signature Schemes giving message recovery – Part 2: Integer factorization based mechanisms</i> , Third edition 2010-12-15
[ISO9797-1]	<i>ISO/IEC 9797-1:2011: Information technology – Security techniques – Message Authentication Codes (MACs) – Part 1: Mechanisms using a block cipher</i> , Second edition 2011-03-01
<b>[GP]</b>	<b>Global Platform references</b>
[GP23]	GP2.3: GPC_Specification_v2.3.1 Global platform Card Specification March 2018
[GP23 Amend D]	Card Technology Secure Channel Protocol '03' Card Specification v2.2 – Amendment D V1.1.1 July 2014
[GP23 Amend E]	Card Technology Security Upgrade for Card Content Management Card Specification v2.3 – Amendment E v1.1 October 2016
[GP23 Com]	Global Platform – Card Common Implementation Configuration v2.0 November 2015
<b>[Others]</b>	<b>Others specification references</b>
[TR03110-1]	Technical Guideline TR-03110-1 Advanced Security Mechanisms for Machine Readable Travel Documents and eIDAS Token – Part 1 – eMRTDs with BAC/PACEv2 and EACv1 Version 2.20, 26/02/2015

[TR03110-2]	Technical Guideline TR-03110 Advanced Security Mechanisms for Machine Readable Travel Documents and eIDAS Token – Part 2: Protocols for electronic IDentification, Authentication and trust Services (eIDAS) Version 2.21, 21/12/2016
[TRSIGN]	Technical report: Signature creation and administration for eIDAS token:Part 1: Functional Specification, Version 1.0, 2015/07/21 (ANSSI/BSI technical specifications)
[ICAO-TR-SAC]	ICAO TR – Supplemental Access Control for Machine Readable Travel Document, Version 1.1, April 15, 2014.
[FIPS 140-2]	FIPS 140-2 Security Requirements For Cryptographic Modules, Mau 25 2001.

[JCS]	Javacard references
[JAVASPEC]	The Java Language Specification. Third Edition, May 2005. Gosling, Joy, Steele and Bracha. ISBN 0-321-24678-0.
[JVM]	The Java Virtual Machine Specification. Lindholm, Yellin. ISBN 0-201-43294-3.
[JCBV]	Java Card Platform, version 2.2 Off-Card Verifier. June 2002. White paper. Published by Sun Microsystems, Inc.
[JCRE222]	Java Card 2.2.2 Runtime Environment (JCRE) Specification – 15 March 2006 - Published by Sun Microsystems, Inc.
[JCVM222]	Java Card 2.2.2 Virtual Machine (JCVM) Specification – 15 March 2006 - Published by Sun Microsystems, Inc.
[JCAPI222]	Java Card 2.2.2 Application Programming Interface - March 2006 - Published by Sun Microsystems, Inc.
[JCRE305]	Java Card 3 Platform Runtime Environment Specification, Classic Edition Version 3.0.5, May 2015, Published by Oracle
[JCVM305]	Java Card 3 Platform Virtual Machine Specification, Classic Edition Version 3.0.5, May 2015, Published by Oracle
[JCAPI305]	Java Card application programming interface (API), Version 3.0.5, Classic Edition Version 3.0.5, May 2015, Published by Oracle

**1.5.2 Internal References [IR]**

[ALC]	Life Cycle
[ALC-DVS]	MultiApp V4.2: ALC DVS document - Javacard Platform, D1507128 Rev 1.5
[AGD]	MultiApp V4.2 Software – Guidance documentation
[AGD-PRE]	MultiApp V4.2: AGD_PRE document - Javacard Platform, D1488512 Rev 1.8
[AGD-OPE]	MultiApp V4.2: AGD_OPE document - Javacard Platform, D1488511 Rev 1.14
[AGD-Ref]	MultiApp v4.2 Premium Operating System –Reference Manual, D1493575E May 3 <sup>rd</sup> , 2021
[AGD-GDP]	Global Dispatcher Personalization Applet User Guide, D1390286Q May 3 <sup>rd</sup> 2021
[Applet guidance]	Guidance for secure application development on Multiapp platforms, D1495101 Rev. 1.3, September 2025
	Verification process of Gemalto non sensitive applet, D1495102 Rev. 1.1, October 2019
	Verification process of Third Party non sensitive applet, D1495103 Rev. 1.1, October 2019
	Rules for applications on Multiapp certified product, D1495100 Rev. 1.2, November 2019
	BioPIN Manager V3.0 Reference Manual, D1481720B Rev. March 6, 2020

**1.6 ACRONYMS AND GLOSSARY**

AES	Advanced Encryption Standard
APDU	Application Protocol Data Unit
API	Application Programming Interface
CAD	Card Acceptance Device
CC	Common Criteria
CPU	Central Processing Unit
DES	Data Encryption Standard
EAL	Evaluation Assurance Level
ECC	Elliptic Curve Cryptography
EEPROM	Electrically-Erasable Programmable Read-Only Memory
ES	Embedded Software
GP	Global Platform
IC	Integrated Circuit
IT	Information Technology
JCRE	JavaCard Runtime Environment
JCS	JavaCard System
JCVM	JavaCard Virtual Machine
NVM	Non-Volatile Memory
OP	Open Platform
PIN	Personal Identification Number

PP	Protection Profile
RMI	Remote Method Invocation
RNG	Random Number Generator
ROM	Read-Only Memory
RSA	Rivest Shamir Adleman
SAR	Security Assurance Requirement
SC	Smart Card
SCP	Secure Channel Protocol
SFP	Security Function Policy
SFR	Security Functional Requirement
SHA	Secure Hash Algorithm
ST	Security Target
TOE	Target Of Evaluation
TSF	TOE Security Functionality

## 2 TOE OVERVIEW

### 2.1 TOE TYPE

The Java Card technology combines a subset of the Java programming language with a runtime environment optimized for smart cards and similar small-memory embedded devices [JCVM305]. The Java Card platform is a smart card platform enabled with Java Card technology (also called a “Java card”). This technology allows for multiple applications to run on a single card and provides facilities for secure interoperability of applications. Applications for the Java Card platform (“Java Card applications”) are called applets.

This TOE provides the security of an EAL5+ evaluated card with the flexibility of an open platform.

It allows for the loading of applets before or after the issuance of the card. These applets MAY or MAY NOT be evaluated on this platform.

The applications using a NOT-certified applet will NOT BE certified.

The Issuer can forbid the loading of applets before or after the issuance of the card.

### 2.2 PRODUCT ARCHITECTURE

The TOE is part of the MultiApp V4.2 smartcard Platform. This smartcard contains the software dedicated to the operation of:

- The MultiApp V4.2 Platform, which supports the execution of the personalized applets and provides the smartcard administration services. It is conformant to Java Card 3.0.5 and GP 2.3 standards [GP23].
- The identity applets are: IASv5.0, eTravelv3.0, BioPin (MOC Server v3.0 + MOC API), GDP, Microsoft Plug&Play (MSFT PnP), MPCOS, FIDO v1.2 (U2F), OATH, PURE DI (Java EMVLIB), Tachograph v2.0 and LDSv2.0. See table below for details.
- Additionally, other applets – not determined at the moment of the present evaluation – may be loaded on the smartcard before or after issuance.
- A cryptographic library developed by Thales (the cryptographic library proposed by the chip supplier is not used).
- Only one FULL configuration is designed for the product.

Applet	Version	Package name	Package AID
IAS	5.0	com.gemalto.javacard.iasclassic	A0 00 00 00 18 80 00 00 00 06 62 40 FF
eTravel	3.0	com.gemalto.javacard.icao.nax	A0 00 00 00 18 30 0B 02 00 00 00 00 00 00 00 00 FF
BioPin (MOC Server + MOC API)	MOC Server v3.0	com.gemalto.moc.server	A0 00 00 00 30 80 00 00 00 0A B1 00 FF
	MOC API v3.0	com.gemalto.moc.api	4D 4F 43 41 5F 53 65 72 76 65 71
GDP	2.0	com.gemalto.javacardx.gdp	A0 00 00 00 18 10 02 03 03
Microsoft Plug&Play (MSFT PnP)	1.0	com.gemalto.javacard.mspnp	A0 00 00 00 30 80 00 00 00 06 DF 00 FF
MPCOS	4.1	com.gemalto.mpcos	A0 00 00 00 18 30 03 01 00 00 00 00 00 00 00 00 FF
FIDO	1.2 (U2F)	com.gemalto.javacard.fido.u2f	A0 00 00 00 30 80 00 00 00 0A 9A 00 FF
OATH	1.0	com.gemalto.oath	A0 00 00 00 18 30 10 02 00 00 00 00 00 00 00 00 02
PURE DI (Java EMVLIB)	3.03C	com.gemalto.puredi	A0 00 00 00 18 32 0A 01 00 00 00 00 00 00 00 00 00 FF
Tachograph	2.0 (2.0.1.G)	com.gemalto.tacho	A0 00 00 00 30 80 00 00 00 0A 28 00 FF
LDSv2	1.0	com.gemalto.javacard.icao.lds2	A0 00 00 00 18 30 0B 02 01 00 00 00 00 00 00 00 00 FE

**Table 1: Applets identification**

Therefore, the architecture of the MultiApp v4.2 Platform can be represented as follows:

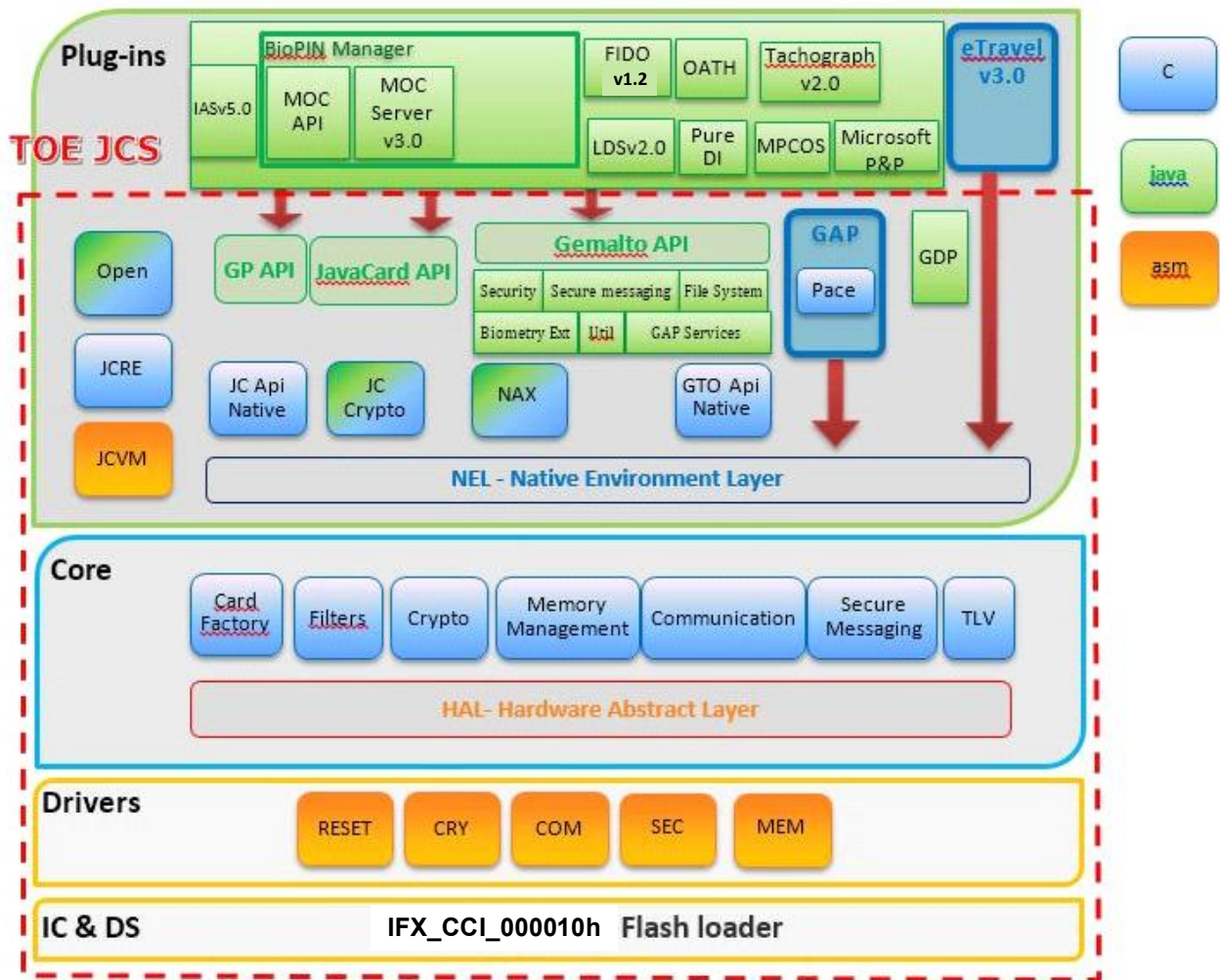


Figure 1: MultiApp V4.2 Platform architecture

Applets and the MultiApp V4.2 Java Card Platform, are located in flash code area.

All the data (related to the applets or to the Java Card platform) are located in flash data area. The separation between these data is ensured by the Java Card firewall as specified in [JCRE305].

**2.3 TOE DESCRIPTION**

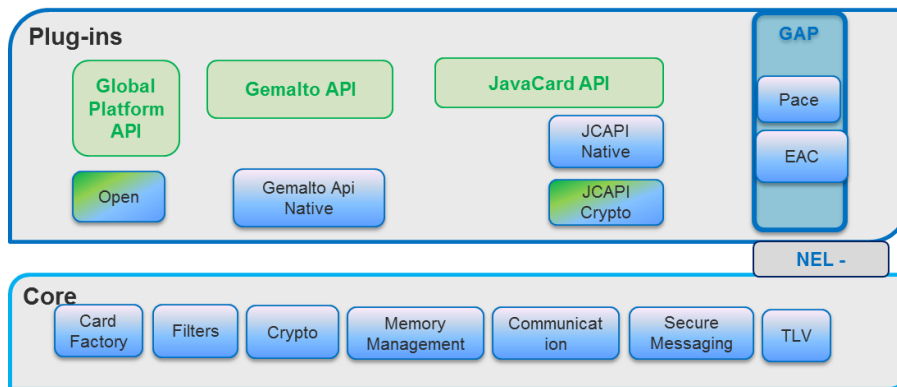
**2.3.1 Architecture**

The MultiApp V4.2 Platform is an operating system that complies with two major industry standards:

- Sun’s Java Card 3.0.5, which consists of the Java Card 3.0.5 Virtual Machine [JCVM305], the Java Card 3.0.5 Runtime Environment [JCRE305] and the Java Card 3.0.5 Application Programming Interface [JCAPI305].
- The Global Platform Card Specification version 2.3 [GP23], (with Amendment D [GP23 Amend D] and Amendment E).

It also implements:

- GAP (PACE): the General Authentication Procedure, for compliance with latest version of [TR03110-1].
- GDP: Global Dispatcher Perso application to centralize application personalization (at first for eTravel).



**Figure 2: MultiApp V4.2 Java Card platform architecture**

As described in figure 2, the MultiApp V4.2 platform contains the following components:

▪ **The Core layer**

The Core layer remains unaffected as the basic smart card services (softmasks/filters, communication protocols, memory management, secure messaging) remain the same.

It provides the basic card functionalities (memory management, I/O management and cryptographic primitives) with native interface with the underlying IC. The cryptographic features implemented in the native layer encompass the following algorithms:

- DES<sup>(1)</sup>, 3DES<sup>(1)</sup>
- AES 128, 192, 256
- SHA1<sup>(1)</sup>, SHA224, 256, 384, 512
- CRC16<sup>(1)</sup>
- CRC32<sup>(1)</sup>
- ECC<sup>1</sup> and RSA (PKCS v2.2 and PSS) as below
- HMAC
  - SHA224, SHA256, SHA384, SHA512, SHA1

<sup>(1)</sup> RNG according to AIS 31

<sup>1</sup> Signature generation and verification based ECDSA is out of scope

- **The Plug-ins layer**

- **The Javacard Runtime Environment**

It conforms to [JCRE305] and provides a secure framework for the execution of the Java Card programs and data access management (firewall).

Among other features, multiple logical channels are supported, as well as extradition, DAP, Delegated management, SCP01, SCP02 and SCP03.

- **The Javacard Virtual Machine**

It conforms to [JCV305] and provides the secure interpretation of bytecodes.

- **The API**

It includes the standard Java Card API [JCAPI305] and the Thales proprietary API.

- **The Global Platform Issuer Security Domain**

It conforms to [GP23] and provides card, key and applet management functions (contents and life-cycle) and security control.

- **The GAP-PACE component**

GAP is an extension of PACE, it provides additional commands terminal authenticate (TA) and Chip Authenticate (CA). This provides mutual authentication, secure messaging channel, authorization verified by application through specific API.

- **The GDP applet**

GDP is an application with particular privileges used only for application personalization. It is pre-instantiated in production facilities and comes with the product. The GDP package itself may be deleted once personalization is complete, allowing reclaiming the space that was allocated to host the GDP code. It dispatches personalization commands to applications it personalizes through the MultiApp v4.2 Platform file system interface. The personalization commands are not processed by the owning application, everything goes through GDP, which also supports Extended Length for personalization.

The MultiApp V4.2 Platform provides the following services:

- Initialization of the Card Manager and management of the card life cycle
- Secure loading and installation of the applets under Security Domain control
- Deletion of applications under Security Domain control
- Extradition services to allow several applications to share a dedicated Security Domain
- Secure operation of the applications through the API
- Management and control of the communication between the card and the CAD
- Application life cycle management
- Bytecode interpretation
- PACE personalization / authentication / verification API
- Execution of standard JC APIs
- Card basic security services as follows:
  - o Checking environmental operating conditions using information provided by the IC
  - o Checking life cycle consistency
  - o Ensuring the security of the PIN and cryptographic key objects
  - o Generating random numbers
  - o Handling secure data object and backup mechanisms
  - o Managing memory content
  - o Ensuring Java Card firewall mechanism

**2.4 TOE BOUNDARIES**

The Target of Evaluation (TOE) is the JCS open platform MultiApp V4.2. It is defined by:

- The Java Platform 3.0.5 based on JLEP3 Operating System
- The PACE module to provide PACE secure channel
- The underlying Integrated Circuit
- GDP: Global Dispatcher Perso application

Applications stored in Flash mask in code area in MultiApp V4.2 Platform, are outside the TOE.  
The Applets loaded pre issuance or post issuance are outside the TOE, Other smart card product elements, (such as holograms, magnetic stripes, security printing) are outside the scope of this Security Target.

Java Card RMI is not implemented in the TOE.

The MAV4.2 Platform implements Javacard 3.0.5 runtime and provides API for applet (including Biometry with fingerprint recognition. Facial recognition is out of the scope of the CC certification

Additionally, the following features are out of the scope of the TOE:

- JC RMI
- Extended Memory
- Sensitive Array
- Sensitive Result
- PACE-CAM mechanism
- GAP EACv2
- Signature generation and verification based ECDSA

**2.5 LIFE-CYCLE**

**2.5.1 Product Life-cycle**

**2.5.1.1 Actors**

Actors	Identification
Integrated Circuit (IC) Developer	Infineon
Embedded Software Developer	THALES (See [ALC-DVS] for details)
Integrated Circuit (IC) Manufacturer	Infineon
Module Manufacturer	THALES or Infineon
Form factor Manufacturer (optional)	THALES or other
Card manufacturer (Initializer/Pre-personalizer)	THALES (See [ALC-DVS] for details)
Personalization Agent (Personalizer)	The agent who is acting on the behalf of the Issuer (e.g. issuing State or Organization) and personalize the TOE and applicative data (e.g. MRTD for the holder) by activities establishing the identity of the user (e.g. holder with biographic data).
Card Holder	The rightful holder of the card for whom the issuer personalizes it.

**Table 2: Identification of the actors**

2.5.1.2 Life cycle description

The MultiApp v4.2 Platform life-cycle is described in the figure hereunder based on the 7 phases described in Security IC Platform Protection Profile.

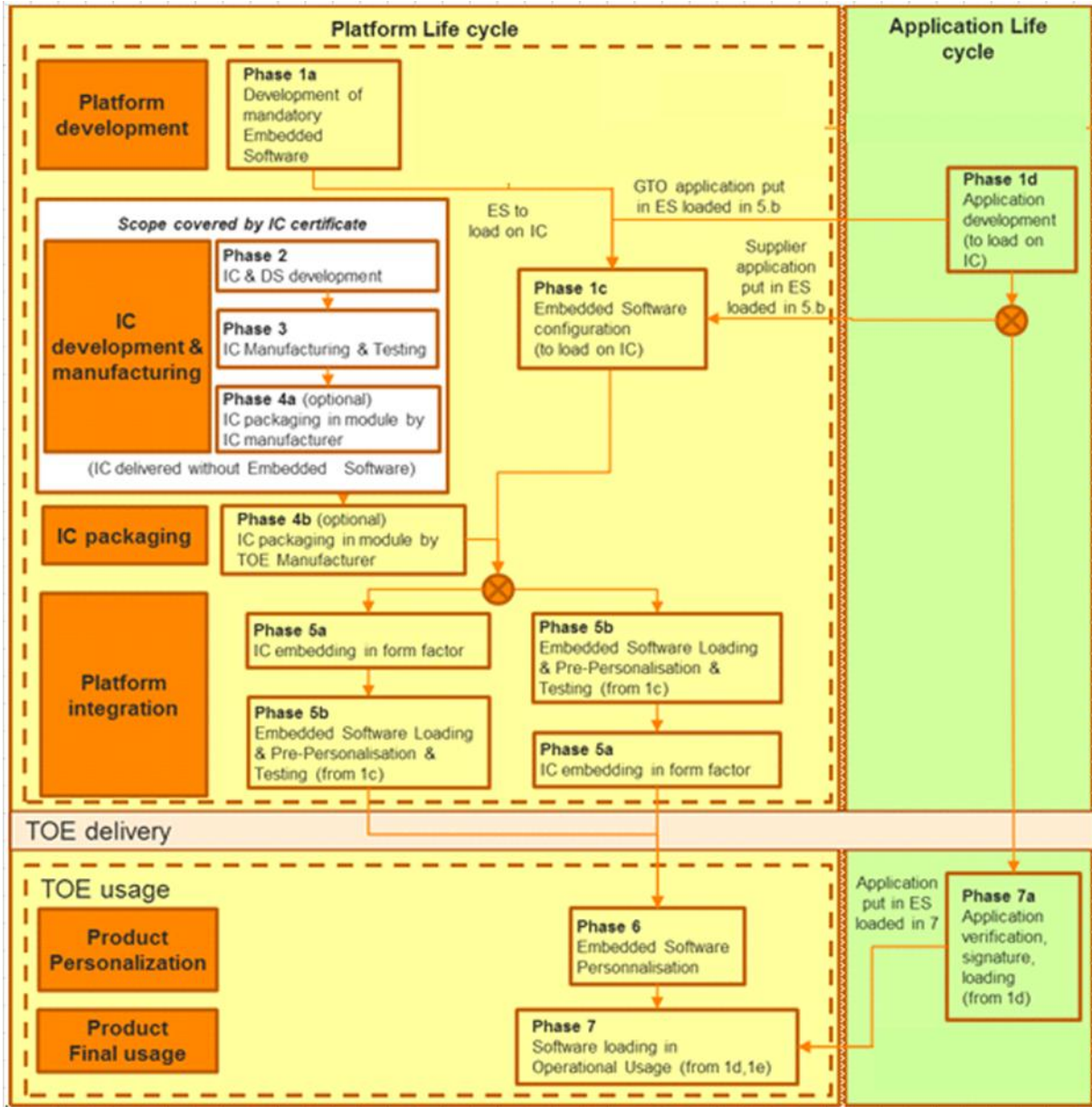


Figure 3: Manufacturing phases description

The Life cycle is described on the figure hereunder:

Phase	Description / comments		Who	Where
1	MAV4.2 platform development	Platform development & tests (1.a)	<b>Thales</b> GP R&D team SL Crypto team - secure environment -	Thales Development site (see §2.5.5)
	IAS+MOC applet development	- Applet Development (1.d) - Applet tests	<b>Thales</b> GP R&D team - secure environment -	Thales Development site (see §2.5.5)
	eTravel development	- Application Development (1.d) - Application tests	<b>Thales</b> GP R&D team - secure environment -	Thales Development site (see §2.5.5)
	PSE team	- Platform configuration (1.c) - Script development	<b>Thales Product Engineering</b>	Thales manufacturing site (see §2.5.5)
2	IC development	IFX_CCI_000010h development	<b>Infineon</b> - Secure environment -	Infineon development site(s)
3	IC manufacturing	Manufacturing of virgin IFX_CCI_000010h integrated circuits embedding the Infineon flash loader, and protected by a dedicated transport key.	<b>Infineon</b> - Secure environment -	Infineon development site(s)
4	SC manufacturing: IC packaging & Embedding, also called "assembly"	- IC packaging & testing	<b>4.a) Infineon</b> - Secure environment – <b>OR</b> <b>4.b) Thales</b> Production teams - Secure environment -	<b>Thales manufacturing site</b> (see §2.5.5)
5.a	Embedding (optional)	Put the module on a dedicated form factor (Card, inlay MFF2, other...)	<b>Thales</b> Production teams - Secure environment -	<b>Thales manufacturing site</b> (see §2.5.5)
5.b	Initialization / Pre-personalization	Loading of the Thales software (platform and applets on top based on script generated)		
5c	Embedding (if not done during 5.a)	Put the module on a dedicated form factor (Card, inlay MFF2, other...)		
6	SC Personalization	Creation of files and loading of end-user data	<b>SC Personalizer_Thales</b> or another Third party company - Secure environment -	SC Personalizer site
7	End-usage	End-usage for SC issuer	<b>SC Issuer</b>	Field
		Application Loading (7.a)	<b>SC Issuer</b>	Field
		End-usage for cardholder	<b>Cardholder</b>	Field

**Figure 4: Life Cycle description**

**Remark1:** Initialization & pre-personalization operation could be done on module or on other form factor. The form factor does not affect the TOE security.

**Remark2:** Alternative life cycle, wafer are shipped by Infineon to form factor manufacturer (no module manufacturing required) and initialization /pre-personalization is done in Thales site.

**Remark3:** For initialization/pre-personalization IC flash loader could be used based on the IC manufacturer recommendation.

Remark4: Embedding (module put on a dedicated form factor) will be done on an audited site.

**2.5.2 TOE Life-cycle**

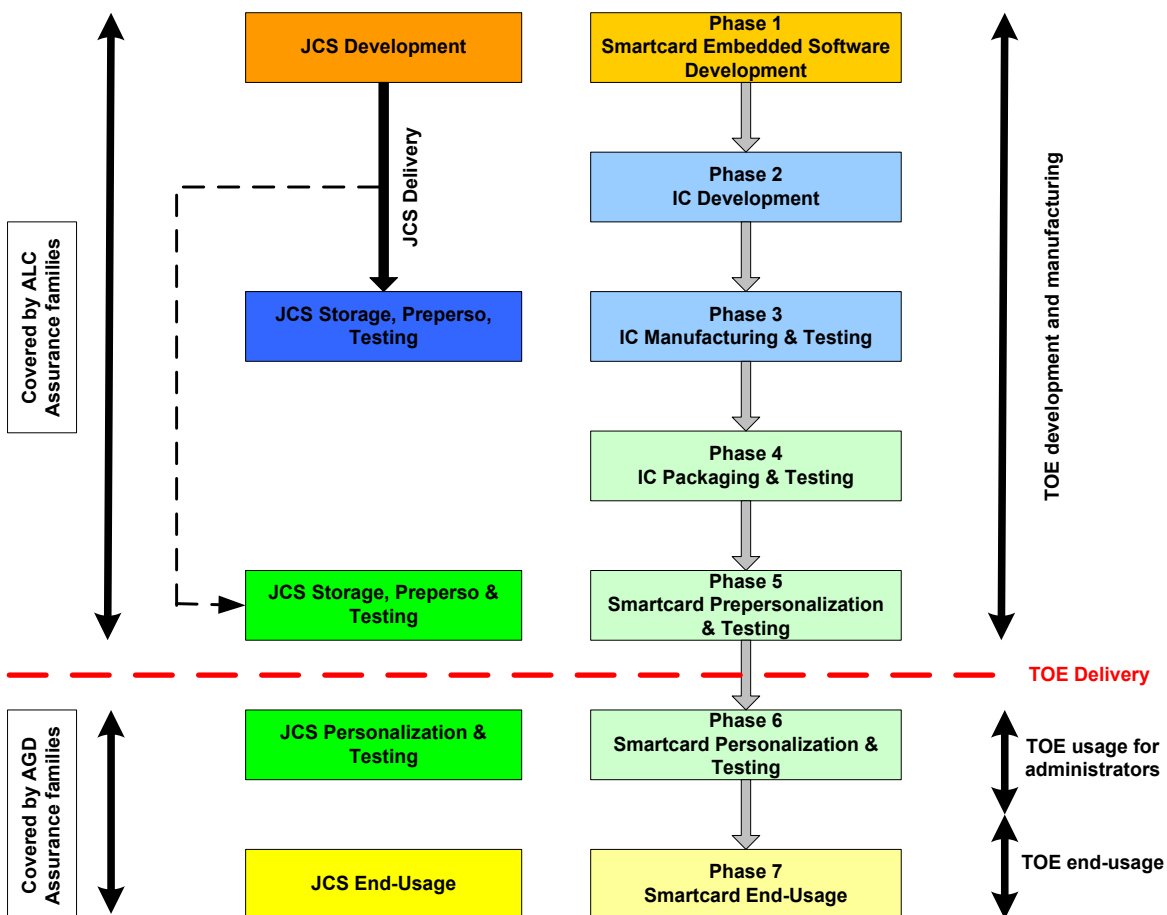
The Java Card System (the TOE) life cycle is part of the product life cycle, i.e. the Java Card platform with applications, which goes from product development to its usage by the final user.

The Java Card System (i.e. the TOE) life-cycle itself can be decomposed in four stages:

- Development
- Storage, pre-personalization and testing
- Personalization and testing
- Final usage

The JCS storage is not necessarily a single step in the life cycle since it can be stored in parts. The JCS delivery occurs before storage and may take place more than once if the TOE is delivered in parts.

These four stages map to the product life cycle phases as shown in Figure 6.



**Figure 5: JCS (TOE) Life Cycle within Product Life Cycle**

JCS Development is performed during Phase 1. This includes JCS conception, design, implementation, testing and documentation. The JCS development shall fulfill requirements of the final product, including conformance

to Java Card Specifications, and recommendations of the SCP user guidance. The JCS development shall occur in a controlled environment that avoids disclosure of source code, data and any critical documentation and that guarantees the integrity of these elements. The present evaluation includes the JCS development environment.

In Phase 3, the IC Manufacturer may store, initialize the JCS and potentially conduct tests on behalf of the JCS developer. The IC Manufacturing environment shall protect the integrity and confidentiality of the JCS and of any related material, for instance test suites. The present evaluation includes the whole IC Manufacturing environment, in particular those locations where the JCS is accessible for installation or testing. As the Security IC has already been certified against [PP-IC-0084] there is no need to perform the evaluation again.

In Phase 5, the SC Pre-Personalizer may store, pre-personalize the JCS and potentially conduct tests on behalf of the JCS developer. The SC Pre-Personalization environment shall protect the integrity and confidentiality of the JCS and of any related material, for instance test suites.

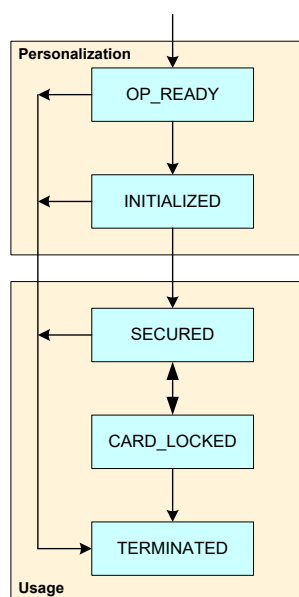
(Part of) JCS storage in Phase 5 implies a TOE delivery after Phase 5. Hence, the present evaluation includes the SC Pre-Personalization environment. The TOE delivery point is placed at the end of Phase 5, since the entire TOE is then built and embedded in the Security IC.

The JCS is personalized in Phase 6, if necessary. The SC Personalization environment is not included in the present evaluation. Appropriate security recommendations are provided to the SC Personalizer through the [AGD] documentation.

The JCS final usage environment is that of the product where the JCS is embedded in. It covers a wide spectrum of situations that cannot be covered by evaluations. The JCS and the product shall provide the full set of security functionalities to avoid abuse of the product by untrusted entities.

Note: Potential applications loaded in pre-issuance will be verified using dedicated evaluated verification process. Applications loaded in post-issuance will need to follow dedicated development rules.

**2.5.3 GP Life-cycle**



**Figure 6: GP Life Cycle**

### 2.5.4 TOE Delivery

As a summary description of how the parts of the TOE are delivered to the final customer, the MultiApp v4.2 Platform is delivered mainly in form of a smart card or module. The form factor is packaged on Thales's manufacturing facility and sent to final customer premises.

The product is sent to final customer by standard transportation respecting Thales Transport Security Policies.

The different guides accompanying the TOE and parts of the TOE are the ones specified in [AGD] section. They are delivered in form of electronic documents (\*.pdf) by Thales's Technical representative via a secure file sharing platform download action.

Item type	Item	Reference/Version	Form of delivery
Software and Hardware	MultiApp v4.2 Platform	4.2.0.1* See note on versioning on page 8	Smart card or module
Document	MultiApp v4.2 Premium Operating System Reference Manual	D1493575E May 3 <sup>rd</sup> , 2021	Electronic document via secure file download
Document	Guidance for secure application development on Multiapp platforms	D1495101, Rel 1.2 December 2019	Electronic document via secure file download
Document	Verification process of Gemalto non sensitive applet	D1495102, Rel 1.1 October 2019	Electronic document via secure file download
Document	Verification process of Third Party non sensitive applet	D1495103, Rel 1.1 October 2019	Electronic document via secure file download
Document	Rules for applications on Multiapp certified product	D1495100, Rel.1.2 November 2019	Electronic document via secure file download
Document	Global Dispatcher Personalization Applet User Guide	D1390286Q May 3 <sup>rd</sup> 2021	Electronic document via secure file download
Document	MultiApp v4.2: AGD_PRE document - Javacard Platform	D1488512, Rev 1.7	Electronic document via secure file download
Document	MultiApp v4.2: AGD_OPE document - Javacard Platform	D1488511, Rev 1.11	Electronic document via secure file download
Document	BioPIN Manager V3.0 Reference Manual	D1481720A, June 14 2019	Electronic document via secure file download

### 2.5.5 Involved Thales sites

**Development and Project Management**

- La Ciotat (France), Meudon (France), Vantaa, Singapore
  - CC project management Platform development & eTravel development & support

**Manufacturing**

- Gémenos, Singapore, Vantaa, Tczew, Curitiba, Chanhassen, Pont-Audemer, Montgomeryville

□ **IT activities**

- Gémenos, Calamba, Chennai, Noida, Paris (TELEHOUSE), Elancourt

## 2.6 TOE INTENDED USAGE

In a summarized description, the TOE intended functionalities are:

- Bytecode interpretation
- API calls
- Applet management
- PACE authentication
- Personalization commands management

### 2.6.1.1 Personalization Phase

During the Personalization Phase the following Administrative Services are available:

- Applet Load
- Applet Install
- Applet Personalization
- Applet Delete
- Applet Extradite
- Applet Management Lock

All applet management operations require the authentication of the Issuer. By erasing the authentication keys with random numbers, the Issuer can prevent all subsequent applet management operations. This operation is not reversible.

In the Personalization phase, Applet Management Lock is optional.

### 2.6.1.2 Usage Phase

During the Usage Phase, if the Applet Management lock has not been put, the Administrative Services are available as during the Personalization phase:

- Applet Load
- Applet Install
- Applet Personalization
- Applet Delete
- Applet Extradite
- Applet Management Lock

In addition, the following User services are available:

- Applet Selection
- Applet Interface

### 2.6.1.3 NON-TOE HARDWARE/SOFTWARE/FIRMWARE REQUIRED BY THE TOE

In order to manage distant secure channel according to [GP221], a remote system must be able to establish a connection with TOE and therefore must possess shared secret with TOE.

Applets are supposed to be used with the platform to communicate to external world. Applet can create a dedicated secure channel using platform services. In such case, a remote system must be able to establish a connection with applet and therefore must possess shared secret with applet.

In order to manage local PACE secure channel, only local terminals possessing authorization information (a shared secret stored or retrieved by terminal (as CAN or MRZ) or secret derived from shared secret) can get access to the user data stored on the TOE and use security functionality.

Bytecode verification.

The bytecode verifier is a program that performs static checks on the bytecodes of the methods of a CAP file prior to the execution of the file on the card. Bytecode verification is a key component of security: applet isolation, for instance, depends on the file satisfying the properties a verifier checks to hold. A method of a CAP file that has been verified shall not contain, for instance, an instruction that allows forging a memory address or an instruction that makes improper use of a return address as if it were an object reference. In other words, bytecodes are verified to hold up to the intended use to which they are defined. Bytecode verification could be performed totally or partially dynamically. No standard procedure in that concern has yet been recognized. Furthermore, different approaches have been proposed for the implementation of bytecode verifiers, most notably data flow analysis, model checking and lightweight bytecode verification, this latter being an instance of what is known as proof carrying code. The actual set of checks performed by the verifier is implementation-dependent, but it is required that it should at least enforce all the “must clauses” imposed in [JCVM305] on the bytecodes and the correctness of the CAP files’ format.

Application note: Definition of local terminal is a refinement from the one in [PP\_PACE] but without direct reference to travel document allowing usage of PACE secure channel for several purposes including travel document but not exclusively.

## 3 CONFORMANCE CLAIMS

### 3.1 CC CONFORMANCE CLAIM

#### Common criteria Edition:

This ST conforms to CC:2022 Revision 1 [CC-1] [CC-2] [CC-3] [CC-4] [CC-5].

This ST also refers to [CC-Errata] when applicable.

#### Conformance to CC part 2, 3 and 5:

- CC part 2 conformant. Note that the SFRs FCS\_RNG.1, FMT\_LIM.1, FMT\_LIM.2 and FPT\_EMS.1 are defined as extended components in the Protection Profiles [PP-JCS-Open] and [PP\_PACE]. However, as they are defined in CC:2022 [CC-2], the definition from CC:2022 has been followed.

- CC part 3 conformant.

- CC part 5 conformant.

The Common Methodology for Information Technology Security Evaluation, Evaluation Methodology; [CEM] has to be taken into account.

#### Conformance to CC:2022

This Security Target claims conformance to CC:2022 but with protection profiles based on CCv3.1. Therefore the transition is performed following [CC2022-Transition]. Here is the list of the differences with the protection profiles due to CC:2022:

- FCS\_RNG.1, FMT\_LIM.1, FMT\_LIM.2 and FPT\_EMS.1 were defined as extended components. However, as they are defined in CC:2022 [CC-2], the definition from CC:2022 has been followed and they are not in the Extended components chapter. Their texts have been adapted to be compliant with [CC-2] definition.
- FCS\_CKM.4 has been deprecated in CC:2022. In this ST, all the iterations have been removed and replaced by FCS\_CKM.6.
- FPT\_TST.1 and FPT\_TST.1/SCP have been modified to be compliant with [CC-2] definition.

In the next chapters, modifications related to CC:2022 are identified in **green**.

### 3.2 PP CLAIM

The MultiApp V4.2 JCS security target claims strict conformance to the Protection Profile “JavaCard System – Open configuration”, ([PP-JCS-Open]) and within this Protection Profile with the Appendix 2 feature: Biometric Templates (no conformance to other features of this appendix a part from the previous ones mentioned).

The MultiApp V4.2 JCS security target is a composite security target, including the IC security target [IFX-IC]. However the security problem definition, the objectives, and the SFR of the IC are not described in this document.

### 3.3 PACKAGE CLAIM

This ST is conforming to assurance package EAL5 augmented with ALC\_DVS.2, AVA\_VAN.5 as defined in CC part 3 [CC-3] and part 5 [CC-5].

### 3.4 CONFORMANCE STATEMENT

This ST has demonstrated conformance to [PP-JCS-Open]. The conformance is explained-in the rationale.

Items relative to PACE functionalities from [PP\_PACE] have been added to perform composite evaluation but no conformance to [PP\_PACE] is required.

## 4 SECURITY ASPECTS

This chapter describes the main security issues of the Java Card System and its environment addressed in this ST, called “security aspects”, in a CC-independent way. In addition to this, they also give a semi-formal framework to express the CC security environment and objectives of the TOE. They can be instantiated as assumptions, threats, objectives (for the TOE and the environment) or organizational security policies. For instance, we will define hereafter the following aspect:

- #.OPERATE (1) The TOE must ensure continued correct operation of its security functions.  
 (2) The TOE must also return to a well-defined valid state before a service request in case of failure during its operation.

TSFs must be continuously active in one way or another; this is called “OPERATE”.

### 4.1 CONFIDENTIALITY

- #.CONFID-APPLI-DATA      Application data must be protected against unauthorized disclosure. This concerns logical attacks at runtime in order to gain read access to other application’s data.
- #.CONFID-JCS-CODE      Java Card System code must be protected against unauthorized disclosure. Knowledge of the Java Card System code may allow bypassing the TSF. This concerns logical attacks at runtime in order to gain a read access to executable code, typically by executing an application that tries to read the memory area where a piece of Java Card System code is stored.
- #.CONFID-JCS-DATA      Java Card System data must be protected against unauthorized disclosure. This concerns logical attacks at runtime in order to gain a read access to Java Card System data. Java Card System data includes the data managed by the Java Card RE, the Java Card VM and the internal data of Java Card platform API classes as well.

### 4.2 INTEGRITY

- #.INTEG-APPLI-CODE      Application code must be protected against unauthorized modification. This concerns logical attacks at runtime in order to gain write access to the memory zone where executable code is stored. In post-issuance application loading, this threat also concerns the modification of application code in transit to the card.
- #.INTEG-APPLI-DATA      Application data must be protected against unauthorized modification. This concerns logical attacks at runtime in order to gain unauthorized write access to application data. In post-issuance application loading, this threat also concerns the modification of application data contained in a package in transit to the card. For instance, a package contains the values to be used for initializing the static fields of the package.
- 
- #.INTEG-JCS-CODE      Java Card System code must be protected against unauthorized modification. This concerns logical attacks at runtime in order to gain write access to executable code.
- #.INTEG-JCS-DATA      Java Card System data must be protected against unauthorized modification. This concerns logical attacks at runtime in order to gain write access to Java Card

System data. Java Card System data includes the data managed by the Java Card RE, the Java Card VM and the internal data of Java Card API classes as well.

### 4.3 UNAUTHORIZED EXECUTIONS

- #.EXE-APPLI-CODE** Application (byte)code must be protected against unauthorized execution. This concerns (1) invoking a method outside the scope of the accessibility rules provided by the access modifiers of the Java programming language ([JAVASPEC]§6.6); (2) jumping inside a method fragment or interpreting the contents of a data memory area as if it was executable code.; (3) unauthorized execution of a remote method from the CAD (if the TOE provides JCRMI functionality).
- #.EXE-JCS-CODE** Java Card System bytecode must be protected against unauthorized execution. Java Card System bytecode includes any code of the Java Card RE or API. This concerns (1) invoking a method outside the scope of the accessibility rules provided by the access modifiers of the Java programming language ([JAVASPEC]§6.6); (2) jumping inside a method fragment or interpreting the contents of a data memory area as if it was executable code. Note that execute access to native code of the Java Card System and applications is the concern of **#.NATIVE**.
- #.FIREWALL** The Firewall shall ensure controlled sharing of class instances\*, and isolation of their data and code between packages (that is, controlled execution contexts) as well as between packages and the JCRE context. An applet shall not read, write, compare a piece of data belonging to an applet that is not in the same context, or execute one of the methods of an applet in another context without its authorization.
- #.NATIVE** Because the execution of native code is outside of the JCS TSF scope, it must be secured so as to not provide ways to bypass the TSFs of the JCS. Loading of native code, which is as well outside those TSFs, is submitted to the same requirements. Should native software be privileged in this respect, exceptions to the policies must include a rationale for the new security framework they introduce.

\*This concern in particular the arrays, which are considered as instances of the Object class in the Java programming language

### 4.4 BYTECODE VERIFICATION

- #.VERIFICATION** Bytecode must be verified prior to being executed. Bytecode verification includes (1) how well-formed CAP file is and the verification of the typing constraints on the bytecode, (2) binary compatibility with installed CAP files and the assurance that the export files used to check the CAP file correspond to those that will be present on the card when loading occurs.

#### 4.4.1 CAP file Verification

Bytecode verification includes checking at least the following properties: (1) bytecode instructions represent a legal set of instructions used on the Java Card platform; (2) adequacy of bytecode operands to bytecode semantics; (3) absence of operand stack overflow/underflow; (4) control flow confinement to the current method (that is, no control jumps to outside the method); (5) absence of illegal data conversion and reference forging; (6) enforcement of the private/public access modifiers for class and class members; (7) validity of any kind of reference used in the bytecodes (that is, any pointer to a bytecode, class, method, object, local variable, etc actually points to the beginning of piece of data of the expected kind); (8) enforcement of rules for binary compatibility (full details are given in [JCVM305], [JVM], [JCBV]). The actual set of checks performed by the verifier is implementation-dependent, but shall at least enforce all the “must clauses” imposed in [JCVM305] on the bytecodes and the correctness of the CAP files’ format.

As most of the actual Java Card VMs do not perform all the required checks at runtime, mainly because smart cards lack memory and CPU resources, CAP file verification prior to execution is mandatory. On the other hand, there is no requirement on the precise moment when the verification shall actually take place, as far as it can be ensured that the verified file is not modified thereafter. Therefore, the bytecodes can be verified either before the loading of the file on to the card or before the installation of the file in the card or before the execution, depending on the card capabilities, in order to ensure that each bytecode is valid at execution time. This Security Target assumes bytecode verification is performed off-card.

Another important aspect to be considered about bytecode verification and application downloading is, first, the assurance that every package required by the loaded applet is indeed on the card, in a binary-compatible version (binary compatibility is explained in [JCVM305] §4.4), second, that the export files used to check and link the loaded applet have the corresponding correct counterpart on the card.

### 4.4.2 Integrity and Authentication

Verification off-card is useless if the application package is modified afterwards. The usage of cryptographic certifications coupled with the verifier in a secure module is a simple means to prevent any attempt of modification between package verification and package installation.

Once a verification authority has verified the package, it signs it and sends it to the card. Prior to the installation of the package, the card verifies the signature of the package, which authenticates the fact that it has been successfully verified. In addition to this, a secured communication channel is used to communicate it to the card, ensuring that no modification has been performed on it.

Alternatively, the card itself may include a verifier and perform the checks prior to the effective installation of the applet or provide means for the bytecodes to be verified dynamically. On-card bytecode verifier is out of the scope of this Security Target.

### 4.4.3 Linking and Verification

Beyond functional issues, the installer ensures at least a property that matters for security: the loading order shall guarantee that each newly loaded package references only packages that have been already loaded on the card. The linker can ensure this property because the Java Card platform does not support dynamic downloading of classes.

## 4.5 CARD MANAGEMENT

**#.CARD-MANAGEMENT** (1) The card manager (CM) shall control the access to card management functions such as the installation, update or deletion of applets. (2) The card manager shall implement the card issuer's policy on the card.

**#.INSTALL** (1) The TOE must be able to return to a safe and consistent state when the installation of a package or an applet fails or be cancelled (whatever the reasons). (2) Installing an applet must have no effect on the code and data of already installed applets. The installation procedure should not be used to bypass the TSFs. In short, it is an atomic operation, free of harmful effects on the state of the other applets. (3) The procedure of loading and installing a package shall ensure its integrity and authenticity.

**#.SID** (1) Users and subjects of the TOE must be identified. (2) The identity of sensitive users and subjects associated with administrative and privileged roles must be particularly protected; this concerns the Java Card RE, the applets registered on the card, and especially the default applet and the currently selected applet (and all other active applets in Java Card System 2.2.x). A change of identity, especially standing for an administrative role (like an applet impersonating the Java Card RE), is a severe violation of the Security Functional Requirements (SFR). Selection controls the access to any data exchange between the TOE and the CAD and therefore, must be protected as well. The loading of a package

or any exchange of data through the APDU buffer (which can be accessed by any applet) can lead to disclosure of keys, application code or data, and so on.

### #OBJ-DELETION

(1) Deallocation of objects should not introduce security holes in the form of references pointing to memory zones that are not longer in use, or have been reused for other purposes. Deletion of collection of objects should not be maliciously used to circumvent the TSFs. (2) Erasure, if deemed successful, shall ensure that the deleted class instance is no longer accessible.

### #DELETION

(1) Deletion of installed applets (or packages) should not introduce security holes in the form of broken references to garbage collected code or data, nor should they alter integrity or confidentiality of remaining applets. The deletion procedure should not be maliciously used to bypass the TSFs. (2) Erasure, if deemed successful, shall ensure that any data owned by the deleted applet is no longer accessible (shared objects shall either prevent deletion or be made inaccessible). A deleted applet cannot be selected or receive APDU commands. Package deletion shall make the code of the package no longer available for execution. (3) Power failure or other failures during the process shall be taken into account in the implementation so as to preserve the SFRs. This does not mandate, however, the process to be atomic. For instance, an interrupted deletion may result in the loss of user data, as long as it does not violate the SFRs.

The deletion procedure and its characteristics (whether deletion is either physical or logical, what happens if the deleted application was the default applet, the order to be observed on the deletion steps) are implementation-dependent. The only commitment is that deletion shall not jeopardize the TOE (or its assets) in case of failure (such as power shortage).

Deletion of a single applet instance and deletion of a whole package are functionally different operations and may obey different security rules. For instance, specific packages can be declared to be undeletable (for instance, the Java Card API packages), or the dependency between installed packages may forbid the deletion (like a package using super classes or super interfaces declared in another package).

## 4.6 SERVICES

### #.ALARM

The TOE shall provide appropriate feedback upon detection of a potential security violation. This particularly concerns the type errors detected by the bytecode verifier, the security exceptions thrown by the Java Card VM, or any other security-related event occurring during the execution of a TSF.

### #.OPERATE

(1) The TOE must ensure continued correct operation of its security functions.  
(2) In case of failure during its operation, the TOE must also return to a well-defined valid state before the next service request.

### #.RESOURCES

The TOE controls the availability of resources for the applications in order to prevent unauthorized denial of service or malfunction of the TSFs. This concerns both execution (dynamic memory allocation) and installation (static memory allocation) of applications and packages.

### #.CIPHER

The TOE shall provide a means to the applications for ciphering sensitive data, for instance, through a programming interface to low-level, highly secure cryptographic services. In particular, those services must support cryptographic algorithms consistent with cryptographic usage policies and standards.

### #.KEY-MNGT

The TOE shall provide a means to securely manage cryptographic keys. This includes: (1) Keys shall be generated in accordance with specified cryptographic key generation algorithms and specified cryptographic key sizes, (2) Keys must be distributed in accordance with specified cryptographic key distribution methods, (3) Keys must be initialized before being used, (4) Keys shall be destroyed in accordance with specified cryptographic key destruction methods.

### #.PIN-MNGT

The TOE shall provide a means to securely manage PIN objects. This includes: (1) Atomic update of PIN value and try counter, (2) No rollback on the PIN-checking function, (3) Keeping the PIN value (once initialized) secret (for instance, no clear-PIN-reading function), (4) Protection of PIN's security attributes (state, try counter, try limit, ...) in integrity.

### #.SCP

The smart card platform must be secure with respect to the SFRs. Then: (1) After a power loss, RF signal loss or sudden card removal prior to completion of some communication protocol, the SCP will allow the TOE on the next power up to either complete the interrupted operation or revert to a secure state. (2) It does not allow the SFRs to be bypassed or altered and does not allow access to other low-level functions than those made available by the packages of the Java Card API. That includes the protection of its private data and code (against disclosure or modification) from the Java Card System. (3) It provides secure low-level cryptographic processing to the Java Card System. (4) It supports the needs for any update to a single persistent object or class field to be atomic, and possibly a low-level transaction mechanism. (5) It allows the Java Card System to store data in "persistent technology memory" or in volatile memory, depending on its needs (for instance, transient objects must not be stored in non-volatile memory). The memory model is structured and allows for low-level control accesses (segmentation fault detection). (6) It safely transmits low-level exceptions to the TOE (arithmetic exceptions, checksum errors), when applicable. Finally, it is required that (7) the IC is designed in accordance with a well-defined set of policies and standards (for instance, those specified in [PP0084b]), and will be tamper resistant to actually prevent an attacker from extracting or altering security data (like cryptographic keys) by using commonly employed techniques (physical probing and sophisticated analysis of the chip). This especially matters to the management (storage and operation) of cryptographic keys.

### #.TRANSACTION

The TOE must provide a means to execute a set of operations atomically. This mechanism must not jeopardise the execution of the user applications. The transaction status at the beginning of an applet session must be closed (no pending updates).

### 5 SECURITY PROBLEM DEFINITION

#### 5.1 ASSETS

The assets of the TOE are those defined in [PP-JCS-Open]. The assets of [PP-IC-0084] are studied in [IFX-IC].

Assets are security-relevant elements to be directly protected by the TOE. Confidentiality of assets is always intended with respect to un-trusted people or software, as various parties are involved during the first stages of the smart card product life-cycle; details are given in threats hereafter.

Assets may overlap, in the sense that distinct assets may refer (partially or wholly) to the same piece of information or data. For example, a piece of software may be either a piece of source code (one asset) or a piece of compiled code (another asset), and may exist in various formats at different stages of its development (digital supports, printed paper). This separation is motivated by the fact that a threat may concern one form at one stage, but be meaningless for another form at another stage.

The assets to be protected by the TOE are listed below. They are grouped according to whether it is data created by and for the user (User data) or data created by and for the TOE (TSF data). For each asset it is specified the kind of dangers that weigh on it.

##### 5.1.1 User data

###### D.APP\_CODE

The code of the applets and libraries loaded on the card.

To be protected from unauthorized modification.

###### D.APP\_C\_DATA

Confidential sensitive data of the applications, like the data contained in an object, a static field of a package, a local variable of the currently executed method, or a position of the operand stack.

To be protected from unauthorized disclosure.

###### D.APP\_I\_DATA

Integrity sensitive data of the applications, like the data contained in an object and the PIN security attributes (PIN Try limit, PIN Try counter and State)..

To be protected from unauthorized modification.

###### D.APP\_KEYS

Cryptographic keys owned by the applets.

To be protected from unauthorized disclosure and modification.

###### D.PIN

Any end-user's PIN.

To be protected from unauthorized disclosure and modification.

###### D.BIO

Any biometric template.

To be protected from unauthorized disclosure and modification.

### 5.1.2 TSF data

#### D.API\_DATA

Private data of the API, like the contents of its private fields.

To be protected from unauthorized disclosure and modification.

#### D.CRYPTO

Cryptographic data used in runtime cryptographic computations, like a seed used to generate a key.

To be protected from unauthorized disclosure and modification.

#### D.JCS\_CODE

The code of the Java Card System.

To be protected from unauthorized disclosure and modification.

#### D.JCS\_DATA

The internal runtime data areas necessary for the execution of the Java Card VM, such as, for instance, the frame stack, the program counter, the class of an object, the length allocated for an array, any pointer used to chain data-structures.

To be protected from unauthorized disclosure or modification.

#### D.SEC\_DATA

The runtime security data of the Java Card RE, like, for instance, the AIDs used to identify the installed applets, the currently selected applet, the current context of execution and the owner of each object.

To be protected from unauthorized disclosure and modification.

## 5.2 ITEMS FOR PACE MODULE

Application note: Definition of asset associated to PACE module is a refinement from the one in [PP\_PACE] but without direct reference to travel document allowing usage of PACE secure channel for several purposes including travel document but not exclusively.

**5.2.1 Primary assets or user data**

Object No.	Asset	Definition	Generic security property to be maintained by the current security policy
1	user data stored on the TOE (requiring PACE secure channel)	All data (being not authentication data) being allowed to be read out solely by an authenticated terminal acting as Basic Inspection System with PACE (in the sense of [ICAO-TR-SAC]).	Confidentiality Integrity Authenticity
2	user data transferred between the TOE and the terminal connected (i.e. an authority represented by Basic Inspection System with PACE)	All data (being not authentication data) being transferred between the TOE and an authenticated terminal acting as Basic Inspection System with PACE (in the sense of [ICAO-TR-SAC]). User data can be received and sent (exchange ⇔ {receive, send}).	Confidentiality Integrity Authenticity

**Table 3: Primary Assets**

Note: Unavailability in a sense of non-disclosure of data allowing user traceability.

**5.2.2 Secondary assets and TSF data**

The secondary assets also having to be protected by the TOE in order to achieve a sufficient protection of the primary assets are listed in the following table. The secondary assets represent TSF and TSF-data in the sense of the CC.

Object No.	Asset	Definition	Generic security property to be maintained by the current security policy
4	Accessibility to the TOE functions and data only for authorised subjects	Property of the TOE to restrict access to TSF and TSF-data stored in the TOE to authorised subjects only.	Availability
5	PACE establishment authorization data	Restricted-revealable authorization information for a human user being used for verification of the authorization attempts as authorized user (PACE password). These data are stored in the TOE and are not to be send to it.	Confidentiality Integrity
6	TOE internal secret cryptographic keys	Permanently or temporarily stored secret cryptographic material used by the TOE in order to enforce its security functionality.	Confidentiality Integrity
7	TOE internal non-secret cryptographic material	Permanently or temporarily stored non-secret cryptographic (public) keys and other non-secret material (Document Security Object SOD containing digital signature) used by the TOE in order to enforce its security functionality.	Integrity Authenticity

**Table 4: Secondary Assets**

Note: PACE passwords are not to be sent to the TOE.

**5.2.3 Subjects and external entities**

The ST considers the following external entities and subjects for PACE usage:

External Entity No.	Subject No.	Role	Definition
1	1	Application user (e.g. travel document holder).	This entity is commensurate with application user for whom the Issuer has personalised the PACE part of the TOE and therefore may use PACE secure channel (e.g. 'MRTD Holder' in [PP-BAC])
2		Application user (e.g. travel document presenter)	This entity is commensurate with application user with usage of PACE secure channel to be authenticated (e.g. 'Traveller' in [PP-BAC])
3		Terminal	A terminal is any technical system communicating with the TOE through the contactless/contact interface and being recognised by the TOE as not being PACE authenticated. This entity is commensurate with 'Terminal' in [PP-BAC].
4		PACE Terminal (e.g. Basic Inspection System with PACE (BIS-PACE))	A local system communicating with the TOE and implementing the terminal's part of the PACE protocol. This entity is commensurate with BIS-PACE in [PP-PACE].
5		Personalisation Agent	This entity is commensurate with 'Personalisation agent' in [PP-BAC].
6		Manufacturer	This entity is commensurate with 'IC Manufacturer' and FF Manufacturer and Pre-personalizer roles as defined in §2.5.1.2 Life cycle description.
7		Attacker	This external entity is commensurate with 'Attacker' in [PP-BAC].

**Table 5: Subjects and External Entities**

### 5.3 THREATS FROM JAVA CARD SYSTEM PROTECTION PROFILE – OPEN CONFIGURATION

This section introduces the threats to the assets against which specific protection within the TOE or its environment is required. The threats are classified in several groups.

#### 5.3.1 Confidentiality

##### T.CONFID-APPLI-DATA

The attacker executes an application to disclose data belonging to another application. See #.CONFID-APPLI-DATA for details.

Directly threatened asset(s): **D.APP\_C\_DATA**, **D.PIN**, and **D.APP\_KEYS**.

##### T.CONFID-JCS-CODE

The attacker executes an application to disclose the Java Card System code. See #.CONFID-JCS-CODE for details.

Directly threatened asset(s): **D.JCS\_CODE**.

##### T.CONFID-JCS-DATA

The attacker executes an application to disclose data belonging to the Java Card System. See #.CONFID-JCS-DATA for details.

Directly threatened asset(s): **D.API\_DATA**, **D.SEC\_DATA**, **D.JCS\_DATA**, and **D.CRYPTO**.

#### 5.3.2 Integrity

##### T.INTEG-APPLI-CODE

The attacker executes an application to alter (part of) its own code or another application's code. See #.INTEG-APPLI-CODE for details.

Directly threatened asset(s): **D.APP\_CODE**

##### T.INTEG-APPLI-CODE.LOAD

The attacker modifies (part of) its own or another application code when an application package is transmitted to the card for installation. See #.INTEG-APPLI-CODE for details.

Directly threatened asset(s): **D.APP\_CODE**.

##### T.INTEG-APPLI-DATA

The attacker executes an application to alter (part of) another application's data. See #.INTEG-APPLI-DATA for details.

Directly threatened asset(s): **D.APP\_I\_DATA**, **D.PIN**, and **D.APP\_KEYS**.

##### T.INTEG-APPLI-DATA.LOAD

The attacker modifies (part of) the initialization data contained in an application package when the package is transmitted to the card for installation. See #.INTEG-APPLI-DATA for details.

Directly threatened asset(s): **D.APP\_I\_DATA** and **D\_APP\_KEYS**.

##### T.INTEG-JCS-CODE

The attacker executes an application to alter (part of) the Java Card System code. See #.INTEG-JCS-CODE for details.

Directly threatened asset(s): **D.JCS\_CODE**.

### T.INTEG-JCS-DATA

The attacker executes an application to alter (part of) Java Card System or API data. See #.INTEG-JCS-DATA for details.

Directly threatened asset(s): **D.API\_DATA**, **D.SEC\_DATA**, **D.JCS\_DATA**, and **D.CRYPTO**.

Other attacks are in general related to one of the above, and aimed at disclosing or modifying on-card information. Nevertheless, they vary greatly on the employed means and threatened assets, and are thus covered by quite different objectives in the sequel. That is why a more detailed list is given hereafter.

### 5.3.3 Identity usurpation

#### T.SID.1

An applet impersonates another application, or even the Java Card RE, in order to gain illegal access to some resources of the card or with respect to the end user or the terminal. See #.SID for details.

Directly threatened asset(s): **D.SEC\_DATA** (other assets may be jeopardized should this attack succeed, for instance, if the identity of the JCRE is usurped), **D.PIN** and **D.APP\_KEYS**.

#### T.SID.2

The attacker modifies the TOE's attribution of a privileged role (e.g. default applet and currently selected applet), which allows illegal impersonation of this role. See #.SID for further details.

Directly threatened asset(s): **D.SEC\_DATA** (any other asset may be jeopardized should this attack succeed, depending on whose identity was forged).

### 5.3.4 Unauthorized execution

#### T.EXE-CODE.1

An applet performs an unauthorized execution of a method. See #.EXE-JCS-CODE and #.EXE-APPLI-CODE for details.

Directly threatened asset(s): **D.APP\_CODE**.

#### T.EXE-CODE.2

An applet performs an execution of a method fragment or arbitrary data. See #.EXE-JCS-CODE and #.EXE-APPLI-CODE for details.

Directly threatened asset(s): **D.APP\_CODE**.

#### T.NATIVE

An applet executes a native method to bypass a TOE Security Function such as the firewall. See #.NATIVE for details.

Directly threatened asset(s): **D.JCS\_DATA**.

### 5.3.5 Denial of Service

#### T.RESOURCES

An attacker prevents correct operation of the Java Card System through consumption of some resources of the card: RAM or NVRAM. See #.RESOURCES for details.

Directly threatened asset(s): **D.JCS\_DATA**.

### 5.3.6 Card management

#### T.DELETION

The attacker deletes an applet or a package already in use on the card, or uses the deletion functions to pave the way for further attacks (putting the TOE in an insecure state). See #.DELETION for details.

Directly threatened asset(s): **D.SEC\_DATA** and **D.APP\_CODE**.

#### T.INSTALL

The attacker fraudulently installs post-issuance of an applet on the card. This concerns either the installation of an unverified applet or an attempt to induce a malfunction in the TOE through the installation process. See #.INSTALL for details.

Directly threatened asset(s): **D.SEC\_DATA** (any other asset may be jeopardized should this attack succeed, depending on the virulence of the installed application).

### 5.3.7 Services

#### T.OBJ-DELETION

The attacker keeps a reference to a garbage collected object in order to force the TOE to execute an unavailable method, to make it to crash, or to gain access to a memory containing data that is now being used by another application. See #.OBJ-DELETION for further details.

Directly threatened asset(s): **D.APP\_C\_DATA**, **D.APP\_I\_DATA** and **D.APP\_KEYS**.

### 5.3.8 Miscellaneous

#### T.PHYSICAL

The attacker discloses or modifies the design of the TOE, its sensitive data or application code by physical (opposed to logical) tampering means. This threat includes IC failure analysis, electrical probing, unexpected tearing, and DPA. That also includes the modification of the runtime execution of Java Card System or SCP software through alteration of the intended execution order of (set of) instructions through physical tampering techniques.

This threatens all the identified assets.

This threat refers to the point (7) of the security aspect #.SCP, and all aspects related to confidentiality and integrity of code and data.

## 5.4 THREATS ASSOCIATED TO PACE MODULE

Application note: Threats in this paragraph are refined form [PP\_PACE] in a more generic form in order to be applicable to any application requiring PACE protocol and not only MTRD.

#### T.Skimming Capturing Card-Terminal Communication

Adverse action: An attacker imitates a PACE terminal (e.g. inspection system) in order to get access to the user data stored on or transferred between the TOE and the use (e.g. inspecting authority) connected via the contactless/contact interface of the TOE.

Threat agent: having high attack potential, cannot read and does not know the correct value of the shared password (PACE password) in advance.

Asset: confidentiality of application data (e.g. logical travel document data).

Application Note 11: MRZ is printed and CAN is printed or stuck on the travel document.

Please note that neither CAN nor MRZ effectively represent secrets, but are restricted-revealable, cf. OE.User\_Obligations.

### **T.Eavesdropping Eavesdropping on the communication between the TOE and the PACE terminal**

Adverse action: An attacker is listening to the communication between the TOE (e.g. travel document) and the PACE authenticated terminal (e.g. BIS-PACE) in order to gain the user data transferred between the TOE and the terminal connected.

Threat agent: having high attack potential, cannot read and does not know the correct value of the shared password (PACE password) in advance.

Asset: confidentiality of application data (e.g. logical travel document data).

### **T.Abuse-Func Abuse of Functionality**

Adverse action: An attacker may use functions of the TOE which shall not be used in TOE operational phase in order (i) to manipulate or to disclose the User Data stored in the TOE, (ii) to manipulate or to disclose the TSF-data stored in the TOE or (iii) to manipulate (bypass, deactivate or modify) soft-coded security functionality of the TOE. This threat addresses the misuse of the functions for the initialization and personalization in the operational phase after delivery to the Application user\*.

Threat agent: having high attack potential, being in possession of one or more legitimate application data requiring PACE usage (e.g. travel document for MRTD).

Asset: integrity and authenticity of the application data requiring PACE usage (e.g. travel document for MRTD), availability of the functionality for the application data requiring PACE usage (e.g. travel document for MRTD).

Application note: for MRTD, Application user\* is travel document holder

### **T.Information\_Leakage Information Leakage from travel document**

Adverse action: An attacker may exploit information leaking from the TOE during its usage in order to disclose confidential User Data or/and TSF-data stored on the TOE and associated applications (e.g. travel document) or/and exchanged between the TOE and the terminal connected. The information leakage may be inherent in the normal operation or caused by the attacker.

Threat agent: having high attack potential

Asset: confidentiality of User Data and TSF-data including associated applications data requiring PACE usage (e.g. travel document for MRTD).

### **T.Phys-Tamper Physical Tampering**

Adverse action: An attacker may perform physical probing of the TOE and associated applications (e.g. travel document) in order (i) to disclose the TSF-data, or (ii) to disclose/reconstruct the TOE's Embedded Software. An attacker may physically modify the TOE and associated applications (e.g. travel document) in order to alter (I) its security functionality (hardware and software part, as well), (ii) the User Data or the TSF-data stored on the TOE and associated application data (e.g. travel document).

Threat agent: high attack potential, being in possession of one or more legitimate TOE and associated applications (e.g. travel documents).

Asset: integrity and authenticity of the TOE and associated application data (e.g. travel document), availability of the functionality of the TOE and associated application data (e.g. travel document), confidentiality of User Data and TSF-data of the TOE and associated application data (e.g. travel document)

### **T.Malfunction Malfunction due to Environmental Stress**

Adverse action: An attacker may cause a malfunction of the TOE (hardware and software) and associated applications by applying environmental stress in order to (i) deactivate or modify security features or functionality of the TOE' hardware or to (ii) circumvent, deactivate or modify security functions of the TOE's Embedded Software. This may be achieved e.g. by operating the TOE and associated applications (e.g. travel document) outside the normal operating conditions, exploiting errors in the TOE and associated applications (e.g. travel document) Embedded Software or misusing administrative functions. To exploit these vulnerabilities an attacker needs information about the functional operation.

Threat agent: having high attack potential, being in possession of one or more legitimate TOE and associated applications (e.g. travel documents), having information about the functional operation

Asset: integrity and authenticity of the TOE and associated applications (e.g. travel document), availability of the functionality of the TOE and associated applications (e.g. travel document), confidentiality of User Data and TSF-data of the TOE and associated applications (e.g. travel document).

Application note: A malfunction of the TOE may also be caused using a direct interaction with elements on the chip surface. This is considered as being a manipulation (refer to the threat T.Phys-Tamper) assuming a detailed knowledge about TOE's internals.

### **T.Forgery Forgery of Data**

Adverse action: An attacker fraudulently alters the User Data or/and TSF-data stored on TOE or associated application (e.g. the travel document) or/and exchanged between the TOE and the terminal connected in order to outsmart the PACE authenticated terminal (e.g. BIS-PACE by means of changed Application user data\*. The attacker does it in such a way that the terminal connected perceives these modified data as authentic one.

Threat agent: having high attack potential

Asset: Integrity of the travel document

Application note: Application user data is travel document holder data for MRTD (e.g. biographic or biometric data)

### 5.5 ORGANIZATIONAL SECURITY POLICIES

#### 5.5.1 OSP From Java Card System Protection Profile – Open Configuration

This section describes the organizational security policies to be enforced with respect to the TOE environment.

##### OSP.VERIFICATION

This policy shall ensure the consistency between the export files used in the verification and those used for installing the verified file. The policy must also ensure that no modification of the file is performed in between its verification and the signing by the verification authority. See #.VERIFICATION for details.

If the application development guidance provided by the platform developer contains recommendations related to the isolation property of the platform, this policy shall also ensure that the verification authority checks that these recommendations are applied in the application code.

#### 5.5.2 TOE additional OSP

##### OSP.SpecificAPI

The TOE must contribute to ensure that application can optimize control on its sensitive operations using a dedicated API provided by TOE. TOE will provide services for secure array management and to detect loss of data integrity and inconsistent execution flow and react against tearing or fault induction.

##### OSP.RNG

This policy shall ensure the entropy of the random numbers provided by the TOE to applet using [JCAPI305] is sufficient. Thus attacker is not able to predict or obtain information on generated numbers.

#### 5.5.3 OSP associated to PACE Module

Note: OSP naming rules for this module (P.X) is coming from [PP\_PACE] and remains unchanged for compatibility reason.

##### P.Terminal Abilities and trustworthiness of terminals

The Basic Inspection Systems with PACE (BIS-PACE) shall operate their terminals as follows:

- 1.) The related terminals (basic inspection system, cf. above) shall be used by terminal operators and by Applicative users as defined in [PKI].
- 2.) They shall implement the terminal parts of the PACE protocol [ICAO-TR-SAC], of the Passive Authentication [PKI] and use them in this order. The PACE terminal shall use randomly and (almost) uniformly selected nonces, if required by the protocols (for generating ephemeral keys for Diffie-Hellmann).
- 3.) The related terminals need not to use any own credentials.
- 4.) The related terminals and their environment shall ensure confidentiality and integrity of respective data handled by them (e.g. confidentiality of PACE passwords, etc.), where it is necessary for a secure operation of the TOE.

Application note: Applicative user is travel document holder in MTRD context.

### **P.Personalisation      Personalisation of the applicative data by authorized issuing actor only**

The issuer\* guarantees the correctness of the user data to be included in TOE in Personalisation phase. In particular, the issuer\* guarantees user data are consistent with respect of the end user of the TOE.

Application note: For MRTD application, the issuer is here “issuing State or Organisation”, the user data includes at least, “the biographical data, the printed portrait and the digitized portrait, the biometric reference data and other data of the logical travel document” and the end user is “the travel document holder”. The personalisation of the travel document for the holder is performed by an agent authorized by the issuing State or Organisation only.

### **P.Manufact Manufacturing of the TOE with Initialization Data for application.**

The Initialization Data are written by the IC Manufacturer to identify the IC uniquely. The FF Manufacturer writes the Pre-personalisation Data which contains at least the Personalisation Agent Key.

### **P.Pre-Operational Pre-operational handling of the TOE and associated applications**

- 1.) The Issuer issues the TOE and associated applications (e.g. travel document) and approves it using the terminals complying with all applicable laws and regulations.
- 2.) The Issuer guarantees correctness of the user data (amongst other of those, concerning the application user (e.g.travel document holder) and of the TSF-data permanently stored in the TOE<sup>2</sup>.
- 3.) The Issuer uses only such TOE’s technical components (IC) which enable traceability of the TOE and associated applications (e.g. travel documents) in their manufacturing and issuing life cycle phases, i.e. before they are in the operational phase.

If the Issuer authorises a Personalisation Agent to personalise the TOE and associated applications (e.g. travel documents) for application user (e.g. travel document holder), the Issuer has to ensure that the Personalisation Agent acts in accordance with the Issuer’s policy.

## **5.6 ASSUMPTIONS**

This section introduces the assumptions made on the environment of the TOE.

### **5.6.1 Assumptions from Java Card System Protection Profile – Open Configuration**

#### **A.APPLET**

Applets loaded post-issuance do not contain native methods. The Java Card specification explicitly "does not include support for native methods" ([JCVM305], §3.3) outside the API.

#### **A.DELETION**

Deletion of applets through the card manager is secure. Refer to #.DELETION for details on this assumption.

#### **A.VERIFICATION**

All the bytecodes are verified at least once, before the loading, before the installation or before the execution, depending on the card capabilities, in order to ensure that each bytecode is valid at execution time.

---

<sup>2</sup> cf. Table 4 and Table 5 above

### 5.6.2 Assumptions associated to PACE Module

#### A.Insp\_Sys Inspection Systems for global interoperability

The Extended Inspection System (EIS) for global interoperability (i) implements at least the terminal part of PACE [ICAO-TR-SAC]. If several protocols are supported by the EIS, PACE secure channel must be established and applicative data (e.g. the logical travel document) must be transferred under PACE. Other operations may be done when additional protocols are supported by the terminal.

### 5.7 COMPATIBILITY BETWEEN SECURITY ENVIRONMENTS OF [ST-JCS] AND [IFX-IC]

#### 5.7.1 Compatibility between threats of [ST-JCS] and [IFX-IC]

T.CONFID-JCS-CODE, T.CONFID-APPLI-DATA, and T.CONFID-JCS-DATA are included in T.Phys-Probing, T.Leak-Inherent and T.Leak-Forced.

T.SID.2 is partly included in T.Phys-Manipulation and T.Malfunction.

T.PHYSICAL is included in T.Phys-Probing, T.Leak-Inherent, T.Phys-Manipulation, T.Malfunction and T.Leak-Forced.

T.INTEG-APPLI-CODE T.INTEG-JCS-CODE T.INTEG-APPLI-DATA DATA T.INTEG-JCS-DATA T.INTEG-APPLI-CODE.LOAD T.INTEG-APPLI-DATA.LOAD T.SID.1 T.EXE-CODE.1 T.EXE-CODE.2 T.NATIVE T.RESOURCES T.INSTALL T.DELETION T.OBJ-DELETION are threats specific to the Java Card platform and they do not conflict with the threats of [IFX-IC].

#### 5.7.2 Compatibility between OSP of [ST-JCS] and [IFX-IC]

OSP.VERIFICATION is an OSP specific to the Java Card platform and it does not conflict with the OSP of [IFX-IC].

OSP.SpecificAPI has been added to this [ST-JCS] in order to manage Specific API and it does not conflict with the OSP of [IFX-IC].

OSP.RND has been added to this [ST-JCS] in order to manage RNG and it does not conflict with the OSP of [IFX-IC].

We can therefore conclude that the OSP for the environment of [ST-JCS] and [IFX-IC] are consistent.

#### 5.7.3 Compatibility between assumptions of [ST-JCS] and [IFX-IC]

A.VERIFICATION and A.APPLLET are assumptions specific to the Java Card platform and they do not conflict with the assumptions of [IFX-IC].

We can therefore conclude that the assumptions for the environment of [ST-JCS] and [IFX-IC] are consistent.

### 5.8 COMPATIBILITY BETWEEN SECURITY ENVIRONMENTS OF PACE MODULE AND [IFX-IC]

#### 5.8.1 Compatibility between threats of PACE module and [IFX-IC]

T.Forgery is relative to T.Phys-Manipulation of [IFX-IC].

T.Abuse-Func is included in T.Abuse-Func of [IFX-IC].

T.Information\_Leakage is included in T.Leak-Inherent and T.Leak-Forced of [IFX-IC].

T.Phys-Tamper is included in T.Phys-Manipulation

T.Malfunction of [ST-JCS] is included in T.Malfunction of [IFX-IC].

Other threats of [ST-JCS] have no link with [IFX-IC].

We can therefore conclude that the threats of [ST-JCS] and [IFX-IC] are consistent.

#### 5.8.2 Compatibility between OSP of PACE module and [IFX-IC]

P.Terminal is specific to applicative domain and it does not conflict with [IFX-IC].

P.Manufacturer is relative to P.Process-TOE of [IFX-IC].

Note: Other OSP from [PP\_PACE] (not copied here) are specific to the MRTD and they do no conflict with the OSP of [IFX-IC].

We can therefore conclude that the OSP of PACE Module and [IFX-IC] are consistent.

### **5.8.3 Compatibility between Assumptions of PACE module and [IFX-IC]**

Assumptions (not copied here) from [PP\_PACE] (not copied here) are specific to the MRTD and they do no conflict with the assumptions of [IFX-IC].

We can therefore conclude that the assumptions for the environment of PACE Module and [IFX-IC] are consistent.

## **6 SECURITY OBJECTIVES**

### **6.1 SECURITY OBJECTIVES FOR THE TOE**

#### **6.1.1 Security objectives for the TOE from Java Card System Protection Profile – Open Configuration**

This section defines the security objectives to be achieved by the TOE.

##### **6.1.1.1 Identification**

###### **O.SID**

The TOE shall uniquely identify every subject (applet, or package) before granting it access to any service.

##### **6.1.1.2 Execution**

###### **O.FIREWALL**

The TOE shall ensure controlled sharing of data containers owned by applets of different packages or the JCRE and between applets and the TSFs. See #.FIREWALL for details.

###### **O.GLOBAL\_ARRAYS\_CONFID**

The TOE shall ensure that the APDU buffer that is shared by all applications is always cleared upon applet selection.

The TOE shall ensure that the global byte array used for the invocation of the install method of the selected applet is always cleared after the return from the install method.

###### **O.GLOBAL\_ARRAYS\_INTEG**

The TOE shall ensure that no application can store a reference to the APDU buffer, a global byte array created by the user through makeGlobalArray method and the byte array used for invocation of the install method of the selected applet.

###### **O.NATIVE**

The only means that the Java Card VM shall provide for an application to execute native code is the invocation of a method of the Java Card API, or any additional API. See #.NATIVE for details.

###### **O.OPERATE**

The TOE must ensure continued correct operation of its security functions. See #.OPERATE for details.

###### **O.REALLOCATION**

The TOE shall ensure that the re-allocation of a memory block for the runtime areas of the Java Card VM does not disclose any information that was previously stored in that block.

Application note:

To be made unavailable means to be physically erased with a default value. Except for local variables that do not correspond to method parameters, the default values to be used are specified in [JCVM305].

###### **O.RESOURCES**

The TOE shall control the availability of resources for the applications. See #.RESOURCES for details.

### 6.1.1.3 Services

#### **O.ALARM**

The TOE shall provide appropriate feedback information upon detection of a potential security violation. See #.ALARM for details.

#### **O.CIPHER**

The TOE shall provide a means to cipher sensitive data for applications in a secure way. In particular, the TOE must support cryptographic algorithms consistent with cryptographic usage policies and standards. See #.CIPHER for details.

#### **O.RNG**

The TOE shall ensure the cryptographic quality of random number generation. For instance random numbers shall not be predictable and shall have sufficient entropy.

The TOE shall ensure that no information about the produced random numbers is available to an attacker since they might be used for instance to generate cryptographic keys.

#### **O.KEY-MNGT**

The TOE shall provide a means to securely manage cryptographic keys. This concerns the correct generation, distribution, access and destruction of cryptographic keys. See #.KEY-MNGT.

Application note:

O.KEY-MNGT, O.PIN-MNGT, O.TRANSACTION and O.CIPHER are actually provided to applets in the form of Java Card APIs. Vendor-specific libraries can also be present on the card and made available to applets; those may be built on top of the Java Card API or independently. Depending on whether they contain native code or not, these proprietary libraries will need to be evaluated together with the TOE or not (see #.NATIVE). In any case, they are not included in the Java Card System for the purpose of the present document.

#### **O.PIN-MNGT**

The TOE shall provide a means to securely manage PIN objects (including the PIN try limit, PIN try counter and states). If the PIN try limit is reached, no further PIN authentication must be allowed.

See #.PIN-MNGT for details.

Application note:

PIN objects may play key roles in the security architecture of client applications. The way they are stored and managed in the memory of the smart card must be carefully considered, and this applies to the whole object rather than the sole value of the PIN. For instance, the try limit and the try counter's value are as sensitive as that of the PIN and the TOE must restrict their modification only to authorized applications such as the card manager.

#### **O.BIO-MNGT**

The TOE shall provide a means to securely manage biometric templates. This concerns the optional packages javacardx.biometry or javacardx.biometry1toN of the Java Card platform.

#### **O.TRANSACTION**

The TOE must provide a means to execute a set of operations atomically. See #.TRANSACTION for details.

O.KEY-MNGT, O.PIN-MNGT, O.TRANSACTION, O.RNG and O.CIPHER are actually provided to applets in the form of Java Card APIs. Vendor-specific libraries can also be present on the card and made available to

applets; those may be built on top of the Java Card API or independently. These proprietary libraries will be evaluated together with the TOE.

### 6.1.1.4 Object deletion

#### **O.OBJ-DELETION**

The TOE shall ensure the object deletion shall not break references to objects. See #.OBJ-DELETION for further details.

### 6.1.1.5 Applet management

#### **O.DELETION**

The TOE shall ensure that both applet and package deletion perform as expected. See #.DELETION for details.

#### **O.LOAD**

The TOE shall ensure that the loading of a package into the card is safe.

Besides, for code loaded post-issuance, the TOE shall verify the integrity and authenticity evidences generated during the verification of the application package by the verification authority. This verification by the TOE shall occur during the loading or later during the install process.

Application Note:

Usurpation of identity resulting from a malicious installation of an applet on the card may also be the result of perturbing the communication channel linking the CAD and the card. Even if the CAD is placed in a secure environment, the attacker may try to capture, duplicate, permute or modify the packages sent to the card. He may also try to send one of its own applications as if it came from the card issuer. Thus, this objective is intended to ensure the integrity and authenticity of loaded CAP files.

#### **O.INSTALL**

The TOE shall ensure that the installation of an applet performs as expected. (See #.INSTALL for details).

Besides, for codes loaded post-issuance, the TOE shall verify the integrity and authenticity evidences generated during the verification of the application package by the verification authority. If not performed during the loading process, this verification by the TOE shall occur during the install process.

### 6.1.1.6 SCP

The Objectives described in this section are Objectives for the Environment in [PP-JCS-Open]. They become Objectives for the TOE because the TOE in this ST includes the SCP.

#### **O.SCP.RECOVERY**

If there is a loss of power, or if the smart card is withdrawn from the CAD while an operation is in progress, the SCP must allow the TOE to eventually complete the interrupted operation successfully, or recover to a consistent and secure state.

This security objective of the TOE refers to the security aspect #.SCP.1: The smart card platform must be secure with respect to the SFRs. Then after a power loss or sudden card removal prior to completion of some communication protocol, the SCP will allow the TOE on the next power up to either complete the interrupted operation or revert to a secure state.

#### **O.SCP.SUPPORT**

The SCP shall support the TSFs of the TOE.

This security objective of the TOE refers to the security aspect #.SCP.2-5:

(2) It does not allow the TSFs to be bypassed or altered and does not allow access to other low-level functions than those made available by the packages of the API. That includes the protection of its private data and code (against disclosure or modification) from the Java Card System.

(3) It provides secure low-level cryptographic processing to the Java Card System.

(4) It supports the needs for any update to a single persistent object or class field to be atomic, and possibly a low-level transaction mechanism.

(5) It allows the Java Card System to store data in "persistent technology memory" or in volatile memory, depending on its needs (for instance, transient objects must not be stored in non-volatile memory). The memory model is structured and allows for low-level control accesses (segmentation fault detection).

### **O.SCP.IC**

The SCP shall provide all IC security features against physical attacks.

This security objective for of the TOE refers to the point (7) of the security aspect #.SCP:

It is required that the IC is designed in accordance with a well-defined set of policies and Standards (likely specified in another protection profile), and will be tamper resistant to actually prevent an attacker from extracting or altering security data (like cryptographic keys) by using commonly employed techniques (physical probing and sophisticated analysis of the chip). This especially matters to the management (storage and operation) of cryptographic keys.

### **6.1.1.7 CMGR**

The Objectives described in this section are Objectives for the Environment in [PP-JCS-Open]. They become Objectives for the TOE because the TOE in this ST includes the Card Manager.

### **O.CARD-MANAGEMENT**

The card manager shall control the access to card management functions such as the installation, update or deletion of applets. It shall also implement the card issuer's policy on the card.

The card manager is an application with specific rights, which is responsible for the administration of the smart card. This component will in practice be tightly connected with the TOE, which in turn shall very likely rely on the card manager for the effective enforcing of some of its security functions. Typically the card manager shall be in charge of the life cycle of the whole card, as well as that of the installed applications (applets). The card manager should prevent that card content management (loading, installation, deletion) is carried out, for instance, at invalid states of the card or by non-authorized actors. It shall also enforce security policies established by the card issuer.

## **6.1.2 Security objectives for the TOE from PACE Module**

This section describes the security objectives for the TOE addressing the aspects of identified threats to be countered by the PACE Module of TOE and organisational security policies to be met by the PACE Module of TOE.

Note: TOE objectives naming rules for this module (OT.X) is coming from [PP\_PACE] and remains unchanged for compatibility reason.

### **OT.AC\_Pers Access Control for Personalisation of TOE and Applicative data**

The TOE must ensure that the TOE and Application data requiring PACE usage\* and associated TSF data can be written by authorized Personalisation Agents only in personalisation phase. The TOE and Application data requiring PACE usage (e.g. logical travel document data in EF.DG1 to EF.DG16) and associated TSF data may be written only during and cannot be changed after personalisation phase.

Application note: Application data requiring PACE usage\* for MRTD is PACE data, and MTRD data as logical travel document data in EF.DG1 to EF.DG16, the Document Security Object according to LDS [PKI]).

### **OT.Data\_Integrity Integrity of Data**

The TOE must ensure integrity of the User Data and the TSF-data stored on it by protecting these data against unauthorised modification (physical manipulation and unauthorised modifying). The TOE must ensure integrity of the User Data and the TSF-data during their exchange between the TOE and the terminal connected (and represented by PACE authenticated BIS-PACE) after the PACE Authentication.

### **OT.Data\_Authenticity Authenticity of Data**

The TOE must ensure authenticity of the User Data and the TSF-data stored on it by enabling verification of their authenticity at the terminal-side<sup>3</sup>. The TOE must ensure authenticity of the User Data and the TSF-data during their exchange between the TOE and the terminal connected (and represented by PACE authenticated BIS-PACE) after the PACE Authentication. It shall happen by enabling such a verification at the terminal-side (at receiving by the terminal) and by an active verification by the TOE itself (at receiving by the TOE).

### **OT.Data\_Confidentiality Confidentiality of Data**

The TOE must ensure confidentiality of the User Data and the TSF data by granting read access only to the PACE authenticated BIS-PACE connected. The TOE must ensure confidentiality of the User Data and the TSF-data during their exchange between the TOE and the terminal connected (and represented by PACE authenticated BIS-PACE) after the PACE Authentication.

### **OT.Identification Identification of the TOE**

The TOE must provide means to store Initialisation and Pre-Personalisation Data in its non-volatile memory. The Initialisation Data must provide a unique identification of the IC during the manufacturing and the card issuing life cycle phases of the application data requiring PACE usage (e.g. travel document for MRTD). The storage of the Pre-Personalisation data includes writing of the Personalisation Agent Key(s).

### **OT.Prot\_Abuse\_Func Protection against Abuse of Functionality**

The TOE must prevent that functions of the TOE, which may not be used in TOE operational phase, can be abused in order (i) to manipulate or to disclose the User Data stored in the TOE, (ii) to manipulate or to disclose the TSF-data stored in the TOE, (iii) to manipulate (bypass, deactivate or modify) soft-coded security functionality of the TOE.

### **OT.Prot\_Inf\_Leak Protection against Information Leakage**

The TOE must provide protection against disclosure of confidential User Data or/and TSF-data stored and/or processed by the TOE

- by measurement and analysis of the shape and amplitude of signals or the time between events found by measuring signals on the electromagnetic field, power consumption, clock, or I/O lines,
- by forcing a malfunction of the TOE and/or
- by a physical manipulation of the TOE.

*Application note:* This objective pertains to measurements with subsequent complex signal processing due to normal operation of the TOE or operations enforced by an attacker.

### **OT.Prot\_Phys\_Tamper Protection against Physical Tampering**

The TOE must provide protection of confidentiality and integrity of the User Data, the TSF-data and the TOE's Embedded Software by means of

- measuring through galvanic contacts representing a direct physical probing on the chip's surface except on pads being bonded (using standard tools for measuring voltage and current) or

- measuring not using galvanic contacts, but other types of physical interaction between electrical charges (using tools used in solid-state physics research and IC failure analysis),
- manipulation of the hardware and its security functionality, as well as
- controlled manipulation of memory contents (User Data, TSF-data)
- with a prior reverse-engineering to understand the design and its properties and functionality.

### **OT.Prot\_Malfunction Protection against Malfunctions**

The TOE must ensure its correct operation. The TOE must prevent its operation outside the normal operating conditions where reliability and secure operation have not been proven or tested. This is to prevent functional errors in the TOE. The environmental conditions may include external energy (esp. electromagnetic) fields, voltage (on any contacts), clock frequency or temperature.

The following TOE security objectives address the aspects of identified threats to be countered involving TOE's environment.

Other security objectives for TOE from [PP\_PACE] are specific to travel document and are not copied here.

### **6.1.3 Additional objectives**

Objectives described in this section are additional objectives related to the TOE.

#### **O.SpecificAPI**

The TOE shall provide to application a specific API means to optimize control on sensitive operations performed by application.

TOE shall provide services for secure array management and to detect loss of data integrity and inconsistent execution flow and react against tearing or fault induction.

### 6.2 SECURITY OBJECTIVES FOR THE OPERATIONAL ENVIRONMENT

#### 6.2.1 Security Objectives for the Operational Environment from Java Card System Protection Profile – Open Configuration

This section introduces the security objectives to be achieved by the environment and extracted from [PP-JCS-Open].

##### OE.APPLET

No applet loaded post-issuance shall contain native methods.

##### OE.VERIFICATION

All the bytecodes shall be verified at least once, before the loading, before the installation or before the execution, depending on the card capabilities, in order to ensure that each bytecode is valid at execution time. See #.VERIFICATION for details.

Additionally the applet shall follow all recommendations, if any, mandated in the platform guidance for maintaining the isolation property of the platform.

Application Note:

Constraints to maintain the isolation property of the platform are provided by the platform developer in application development guidance. The constraints apply to all application code loaded in the platform.

##### OE.CODE-EVIDENCE

For application code loaded pre-issuance, evaluated technical measures implemented by the TOE or audited organizational measures must ensure that loaded application has not been changed since the code verifications required in OE.VERIFICATION.

For application code loaded post-issuance and verified off-card according to the requirements of OE.VERIFICATION, the verification authority shall provide digital evidence to the TOE that the application code has not been modified after the code verification and that he is the actor who performed code verification.

For application code loaded post-issuance and partially or entirely verified on-card, technical measures must ensure that the verification required in OE.VERIFICATION are performed. On-card bytecode verifier is out of the scope of this Protection Profile.

Application Note:

For application code loaded post-issuance and verified off-card, the integrity and authenticity evidence can be achieved by electronic signature of the application code, after code verification, by the actor who performed verification.

#### 6.2.2 Security Objectives for the Operational Environment from PACE Module

##### OE.Prot\_Logical\_Data Protection of TOE and applicative data

The inspection system of the applicative entity (e.g. receiving State or Organisation) ensures the confidentiality and integrity of the data read from the TOE and applicative data (e.g. logical travel document). The inspection system will prevent eavesdropping to their communication with the TOE before secure messaging is successfully established.

##### OE.Personalisation Personalisation of TOE and application data requiring PACE usage

The Issuer must ensure that the Personalisation Agents acting on his behalf (i) establish the correct identity of the applicative user (e.g. travel document holder) and create the accurate applicative data\* and write them in TOE.

Note: in the specific case of MRTD, accurate applicative data are biographical data for the travel document), (ii) biometric reference data of the travel document holder, the initial TSF data, (the Document Security Object defined in [PKI] (in the role of a DS).

### **OE.Terminal Terminal operating**

The terminal operators must operate their terminals as follows:

- 1.) The related terminals (basic inspection systems, cf. above) are used by terminal operators and by application users (e.g. travel document presenter for MRTD) as defined in [PKI].
- 2.) The related terminals implement the terminal parts of the PACE protocol [ICAO-TR-SAC]. The PACE terminal uses randomly and (almost) uniformly selected nonces, if required by the protocols (for generating ephemeral keys for Diffie-Hellmann).
- 3.) The related terminals need not to use any own credentials.
- 4.) The related terminals and their environment must ensure confidentiality and integrity of respective data handled by them (e.g. confidentiality of the PACE passwords, integrity of PKI certificates, etc.), where it is necessary for a secure operation of the TOE according to the current ST.

### **OE.User\_Obligations User Obligations**

The application user (e.g. travel document holder) may reveal, if necessary, his or her verification values of the PACE password to an authorized person or device who definitely act according to respective regulations and are trustworthy.

Other security objectives for Operational environment from [PP\_PACE] are specific to travel document and are not copied here.

**6.3 SECURITY OBJECTIVES RATIONALE**

**6.3.1 Security objectives rationale from Java Card System Protection Profile – Open Configuration**

	O.SID	O.OPERATE	O.RESOURCES	O.FIREWALL	O.NATIVE	O.REALLOCATION	O.GLOBAL_ARRAYS_CONFID	O.GLOBAL_ARRAYS_INTEG	O.ALARM	O.TRANSACTION	O.CIPHER	O.RNG	O.PIN_MNGT	O.BIO-MNGT	O.KEY_MNGT	O.OBJ_DELETION	O.INSTALL	O.LOAD	O.DELETION	O.SCP.RECOVERY	O.SCP.SUPPORT	O.SCP.IC	O.CARD_MANAGEMENT	O.SpecificAPI	OE.VERIFICATION	OE.APPLET	OE.CODE_EVIDENCE
T.CONFID-JCS-CODE					X																		X	X			
T.CONFID-APPLI-DATA	X	X	X		X	X		X	X	X	X	X	X	X	X					X	X		X	X			
T.CONFID-JCS-DATA	X	X	X					X												X	X		X	X			
T.INTEG-APPLI-CODE					X																		X	X		X	
T.INTEG-JCS-CODE					X																		X	X		X	
T.INTEG-APPLI-DATA	X	X	X			X	X	X	X	X	X	X	X	X	X					X	X		X	X		X	X
T.INTEG-JCS-DATA	X	X	X					X												X	X		X	X		X	X
T.INTEG-APPLI-CODE.LOAD																		X					X			X	
T.INTEG-APPLI-DATA.LOAD																		X					X			X	
T.SID.1	X			X		X	X										X						X				
T.SID.2	X	X		X													X			X	X						
T.EXE-CODE.1				X																					X		
T.EXE-CODE.2																									X		
T.NATIVE					X																				X	X	
T.RESOURCES		X	X															X		X	X						
T.INSTALL																	X	X					X				
T.DELETION																			X				X				
T.OBJ-DELETION																X											
T.PHYSICAL																						X					
OSP.VERIFICATION																		X							X	X	
OSP.SpecificAPI																								X			
OSP.RND												X															
A.APPLET																										X	
A.DELETION																							X				
A.VERIFICATION																									X	X	

**Table 6: Threats, OSP, Assumptions vs Security Objectives**

**6.3.1.1 Threats**

**6.3.1.1.1 Confidentiality**

**T.CONFID-JCS-CODE** This threat is countered by the list of properties described in the (#.VERIFICATION) security aspect. Bytecode verification ensures that each of the instructions used on the Java Card platform is used for its intended purpose and in the intended scope of accessibility. As none of those instructions enables

reading a piece of code, no Java Card applet can therefore be executed to disclose a piece of code. Native applications are also harmless because of the objective (O.NATIVE), so no application can be run to disclose a piece of code.

The (#.VERIFICATION) security aspect is addressed in this ST by the objective for the environment OE.VERIFICATION.

The objectives O.CARD\_MANAGEMENT and OE.VERIFICATION contribute to cover this threat by controlling the access to card management functions and by checking the bytecode, respectively.

**T.CONFID-APPLI-DATA** This threat is countered by the security objective for the operational environment regarding bytecode verification (OE.VERIFICATION). It is also covered by the isolation commitments stated in the (O.FIREWALL) objective. It relies in its turn on the correct identification of applets stated in (O.SID). Moreover, as the firewall is dynamically enforced, it shall never stop operating, as stated in the (O.OPERATE) objective.

As the firewall is a software tool automating critical controls, the objective O.ALARM asks for it to provide clear warning and error messages, so that the appropriate counter-measure can be taken.

The objectives O.CARD\_MANAGEMENT and OE.VERIFICATION contribute to cover this threat by controlling the access to card management functions and by checking the bytecode, respectively.

The objectives O.SCP.RECOVERY and O.SCP.SUPPORT are intended to support the O.OPERATE and O.ALARM objectives of the TOE, so they are indirectly related to the threats that these latter objectives contribute to counter.

As applets may need to share some data or communicate with the CAD, cryptographic functions are required to actually protect the exchanged information (O.CIPHER). Remark that even if the TOE shall provide access to the appropriate TSFs, it is still the responsibility of the applets to use them. Keys, PIN's are particular cases of an application's sensitive data (the Java Card System may possess keys as well) that ask for appropriate management (O.KEY-MNGT, O.PIN-MNGT, O.TRANSACTION, O.BIO-MNGT). If the PIN class of the Java Card API is used, the objective (O.FIREWALL) shall contribute in covering this threat by controlling the sharing of the global PIN between the applets.

Other application data that is sent to the applet as clear text arrives to the APDU buffer, which is a resource shared by all applications. The disclosure of such data is prevented by the (O.GLOBAL\_ARRAYS\_CONFID) security objective.

Finally, any attempt to read a piece of information that was previously used by an application but has been logically deleted is countered by the O.REALLOCATION objective. That objective states that any information that was formerly stored in a memory block shall be cleared before the block is reused.

**T.CONFID-JCS-DATA** This threat is covered by bytecode verification (OE.VERIFICATION) and the isolation commitments stated in the (O.FIREWALL) security objective. This latter objective also relies in its turn on the correct identification of applets stated in (O.SID). Moreover, as the firewall is dynamically enforced, it shall never stop operating, as stated in the (O.OPERATE) objective.

As the firewall is a software tool automating critical controls, the objective O.ALARM asks for it to provide clear warning and error messages, so that the appropriate counter-measure can be taken.

The objectives O.CARD\_MANAGEMENT and OE.VERIFICATION contribute to cover this threat by controlling the access to card management functions and by checking the bytecode, respectively.

The objectives O.SCP.RECOVERY and O.SCP.SUPPORT are intended to support the O.OPERATE and O.ALARM objectives of the TOE, so they are indirectly related to the threats that these latter objectives contribute to counter.

### 6.3.1.1.2 Integrity

**T.INTEG-APPLI-CODE** This threat is countered by the list of properties described in the (#.VERIFICATION) security aspect. Bytecode verification ensures that each of the instructions used on the Java Card platform is used for its intended purpose and in the intended scope of accessibility. As none of these instructions enables modifying a piece of code, no Java Card applet can therefore be executed to modify a piece of code. Native applications are also harmless because of the objective (O.NATIVE), so no application can be run to modify a piece of code.

The (#.VERIFICATION) security aspect is addressed in this configuration by the objective for the environment OE.VERIFICATION.

The objectives O.CARD\_MANAGEMENT and OE.VERIFICATION contribute to cover this threat by controlling the access to card management functions and by checking the bytecode, respectively.

The objective OE.CODE-EVIDENCE contributes to cover this threat by ensuring that integrity and authenticity evidences exist for the application code loaded into the platform.

**T.INTEG-JCS-CODE** This threat is countered by the list of properties described in the (#.VERIFICATION) security aspect. Bytecode verification ensures that each of the instructions used on the Java Card platform is used for its intended purpose and in the intended scope of accessibility. As none of these instructions enables modifying a piece of code, no Java Card applet can therefore be executed to modify a piece of code. Native applications are also harmless because of the objective (O.NATIVE), so no application can be run to disclose or modify a piece of code.

The (#.VERIFICATION) security aspect is addressed in this configuration by the objective for the environment OE.VERIFICATION.

The objectives O.CARD\_MANAGEMENT and OE.VERIFICATION contribute to cover this threat by controlling the access to card management functions and by checking the bytecode, respectively.

The objective OE.CODE-EVIDENCE contributes to cover this threat by ensuring that the application code loaded into the platform has not been changed after code verification, which ensures code integrity and authenticity.

**T.INTEG-APPLI-DATA** This threat is countered by bytecode verification (OE.VERIFICATION) and the isolation commitments stated in the (O.FIREWALL) objective. This latter objective also relies in its turn on the correct identification of applets stated in (O.SID). Moreover, as the firewall is dynamically enforced, it shall never stop operating, as stated in the (O.OPERATE) objective.

As the firewall is a software tool automating critical controls, the objective O.ALARM asks for it to provide clear warning and error messages, so that the appropriate counter-measure can be taken.

The objectives O.CARD\_MANAGEMENT and OE.VERIFICATION contribute to cover this threat by controlling the access to card management functions and by checking the bytecode, respectively.

The objective OE.CODE-EVIDENCE contributes to cover this threat by ensuring that the application code loaded into the platform has not been changed after code verification, which ensures code integrity and authenticity. The objectives O.SCP.RECOVERY and O.SCP.SUPPORT are intended to support the O.OPERATE and O.ALARM objectives of the TOE, so they are indirectly related to the threats that these latter objectives contribute to counter.

Concerning the confidentiality and integrity of application sensitive data, as applets may need to share some data or communicate with the CAD, cryptographic functions are required to actually protect the exchanged information (O.CIPHER). Remark that even if the TOE shall provide access to the appropriate TSFs, it is still the responsibility of the applets to use them. Keys and PIN's are particular cases of an application's sensitive data (the Java Card System may possess keys as well) that ask for appropriate management (O.KEY-MNGT, O.PIN-MNGT, O.TRANSACTION, O.BIO-MNGT). If the PIN class of the Java Card API is used, the objective (O.FIREWALL) is also concerned.

Other application data that is sent to the applet as clear text arrives to the APDU buffer, which is a resource shared by all applications. The integrity of the information stored in that buffer is ensured by the (O.GLOBAL\_ARRAYS\_INTEG) objective.

Finally, any attempt to read a piece of information that was previously used by an application but has been logically deleted is countered by the O.REALLOCATION objective. That objective states that any information that was formerly stored in a memory block shall be cleared before the block is reused.

**T.INTEG-JCS-DATA** This threat is countered by bytecode verification (OE.VERIFICATION) and the isolation commitments stated in the (O.FIREWALL) objective. This latter objective also relies in its turn on the correct identification of applets stated in (O.SID). Moreover, as the firewall is dynamically enforced, it shall never stop operating, as stated in the (O.OPERATE) objective.

As the firewall is a software tool automating critical controls, the objective O.ALARM asks for it to provide clear warning and error messages, so that the appropriate counter-measure can be taken.

The objectives O.CARD\_MANAGEMENT and OE.VERIFICATION contribute to cover this threat by controlling the access to card management functions and by checking the bytecode, respectively.

The objective OE.CODE-EVIDENCE contributes to cover this threat by ensuring that the application code loaded into the platform has not been changed after code verification, which ensures code integrity and authenticity.

The objectives O.SCP.RECOVERY and O.SCP.SUPPORT are intended to support the O.OPERATE and O.ALARM objectives of the TOE, so they are indirectly related to the threats that these latter objectives contribute to counter.

**T.INTEG-APPLI-CODE.LOAD** This threat is countered by the security objective O.LOAD which ensures that the loading of packages is done securely and thus preserves the integrity of packages code.

The objective OE.CODE-EVIDENCE contributes to cover this threat by ensuring that the application code loaded into the platform has not been changed after code verification, which ensures code integrity and authenticity. By controlling the access to card management functions such as the installation, update or deletion of applets the objective O.CARD\_MANAGEMENT contributes to cover this threat.

**T.INTEG-APPLI-DATA.LOAD** This threat is countered by the security objective O.LOAD which ensures that the loading of packages is done securely and thus preserves the integrity of applications data.

The objective OE.CODE-EVIDENCE contributes to cover this threat by ensuring that the application code loaded into the platform has not been changed after code verification, which ensures code integrity and authenticity. By controlling the access to card management functions such as the installation, update or deletion of applets the objective O.CARD\_MANAGEMENT contributes to cover this threat.

### 6.3.1.1.3 Identity usurpation

**T.SID.1** As impersonation is usually the result of successfully disclosing and modifying some assets, this threat is mainly countered by the objectives concerning the isolation of application data (like PINs), ensured by the (O.FIREWALL). Uniqueness of subject-identity

(O.SID) also participates to face this threat. It should be noticed that the AIDs, which are used for applet identification, are TSF data.

In this configuration, usurpation of identity resulting from a malicious installation of an applet on the card is covered by the objective O.INSTALL.

The installation parameters of an applet (like its name) are loaded into a global array that is also shared by all the applications. The disclosure of those parameters (which could be used to impersonate the applet) is countered by the objective (O.GLOBAL\_ARRAYS\_CONFID) and (O.GLOBAL\_ARRAYS\_INTEG).

The objective O.CARD\_MANAGEMENT contributes, by preventing usurpation of identity resulting from a malicious installation of an applet on the card, to counter this threat.

**T.SID.2** This is covered by integrity of TSF data, subject-identification (O.SID), the firewall (O.FIREWALL) and its good working order (O.OPERATE).

The objective O.INSTALL contributes to counter this threat by ensuring that installing an applet has no effect on the state of other applets and thus can't change the TOE's attribution of privileged roles.

The objectives O.SCP.RECOVERY and O.SCP.SUPPORT are intended to support the O.OPERATE objective of the TOE, so they are indirectly related to the threats that this latter objective contributes to counter.

### 6.3.1.1.4 Unauthorized execution

**T.EXE-CODE.1** Unauthorized execution of a method is prevented by the objective OE.VERIFICATION. This threat particularly concerns the point (8) of the security aspect #VERIFICATION (access modifiers and scope of accessibility for classes, fields and methods). The O.FIREWALL objective is also concerned, because it prevents the execution of non-shareable methods of a class instance by any subject apart from the class instance owner.

**T.EXE-CODE.2** Unauthorized execution of a method fragment or arbitrary data is prevented by the objective OE.VERIFICATION. This threat particularly concerns those points of the security aspect related to control flow confinement and the validity of the method references used in the bytecodes.

**T.NATIVE** This threat is countered by O.NATIVE which ensures that a Java Card applet can only access native methods indirectly that is, through an API. OE.APPLLET also covers this threat by ensuring that no native applets shall be loaded in post-issuance. In addition to this, the bytecode verifier also prevents the program counter of an applet to jump into a piece of native code by confining the control flow to the currently executed method (OE.VERIFICATION).

### 6.3.1.1.5 Denial of service

**T.RESOURCES** This threat is directly countered by objectives on resource-management (O.RESOURCES) for runtime purposes and good working order (O.OPERATE) in a general manner.

Consumption of resources during installation and other card management operations are covered, in case of failure, by O.INSTALL.

It should be noticed that, for what relates to CPU usage, the Java Card platform is single-threaded and it is possible for an ill-formed application (either native or not) to monopolize the CPU. However, a smart card can be physically interrupted (card removal or hardware reset) and most CADs implement a timeout policy that prevent them from being blocked should a card fails to answer. That point is out of scope of this Security Target, though.

Finally, the objectives O.SCP.RECOVERY and O.SCP.SUPPORT are intended to support the O.OPERATE and O.RESOURCES objectives of the TOE, so they are indirectly related to the threats that these latter objectives contribute to counter.

### 6.3.1.1.6 Card management

**T.INSTALL** This threat is covered by the security objective O.INSTALL which ensures that the installation of an applet performs as expected and the security objectives O.LOAD which ensures that the loading of a package into the card is safe.

The objective O.CARD\_MANAGEMENT controls the access to card management functions and thus contributes to cover this threat.

**T.DELETION** This threat is covered by the O.DELETION security objective which ensures that both applet and package deletion perform as expected.

The objective O.CARD\_MANAGEMENT controls the access to card management functions and thus contributes to cover this threat.

### 6.3.1.1.7 Services

**T.OBJ-DELETION** This threat is covered by the O.OBJ-DELETION security objective which ensures that object deletion shall not break references to objects.

### 6.3.1.1.8 Miscellaneous

**T.PHYSICAL** Covered by O.SCP.IC. Physical protections rely on the underlying platform and are therefore an environmental issue.

### 6.3.1.2 Organizational Security Policies

**OSP.VERIFICATION** This policy is upheld by the security objective of the environment OE.VERIFICATION which guarantees that all the bytecodes shall be verified at least once, before the loading, before the installation or before the execution in order to ensure that each bytecode is valid at execution time.

This policy is also upheld by the security objective of the environment OE.CODE-EVIDENCE which ensures that evidences exist that the application code has been verified and not changed after verification, and by the security objective for the TOE O.LOAD which shall ensure that the loading of a package into the card is safe. .

**OSP.SpecificAPI** This OSP is enforced by the TOE security objective O.SpecificAPI.

**OSP.RND** This OSP is enforced by the TOE security objective O.RNG.

### 6.3.1.3 Assumptions

**A.APPLET** This assumption is upheld by the security objective for the operational environment OE.APPLET which ensures that no applet loaded post-issuance shall contain native methods.

#### **A.DELETION**

The assumption A.DELETION is upheld by the environmental objective OE.CARD-MANAGEMENT which controls the access to card management functions such as deletion of applets.

**A.VERIFICATION** This assumption is upheld by the security objective on the operational environment OE.VERIFICATION which guarantees that all the bytecodes shall be verified at least once, before the loading, before the installation or before the execution in order to ensure that each bytecode is valid at execution time. This assumption is also upheld by the security objective of the environment OE.CODE-EVIDENCE which ensures that evidences exist that the application code has been verified and not changed after verification.

### 6.3.1.4 Compatibility between objectives of [ST-JCS] and [IFX-IC]

#### 6.3.1.4.1 Compatibility between objectives for the TOE

O.SID, O.OPERATE, O.RESOURCES, O.FIREWALL, O.NATIVE, O.REALLOCATION, O.GLOBAL\_ARRAYS\_CONFID, O.GLOBAL\_ARRAYS\_INTEG, O.ALARM; O.TRANSACTION, O.PIN-MNGT, O.KEY-MNGT, O.OBJ-DELETION, O.INSTALL, O.LOAD, O.DELETION, O.CARD-MANAGEMENT, and O.SCP.RECOVERY are objectives specific to the Java Card platform and they do no conflict with the objectives of [IFX-IC].

O.SpecificAPI is objective added to this platform it does no conflict with the objectives of [IFX-IC].

O.RNG added to this platform is included in the following objectives of [IFX-IC]: O.RND

**O.CIPHER** is included in the following objectives of [IFX-IC]: O.RND, O.TDES and O.AES

**O.SCP.SUPPORT** is partially included in the following objectives of [IFX-IC]: O.RND.

**O.SCP.IC** is included in the following objectives of [IFX-IC]: O.Phys-Manipulation, O.Phys-Probing, O.Malfunction O.Leak-Inherent O.Leak-Forced O.Abuse-Func.

We can therefore conclude that the objectives for the TOE of [ST-JCS] and [IFX-IC] are consistent.

#### 6.3.1.4.2 Compatibility between objectives for the environment

OE.VERIFICATION, OE.CODE-EVIDENCE and OE.Applet are objectives specific to the Java Card platform and they do no conflict with the objectives of [IFX-IC].

We can therefore conclude that the objectives for the environment of [ST-JCS] and [IFX-IC] are consistent.

## 6.3.2 Security objectives rationale for PACE Module

### 6.3.2.1 Threats

The following table provides an overview for security objectives coverage.

	<i>OT.AC Pers</i>	<i>OT.Data Integrity</i>	<i>OT.Data Authenticity</i>	<i>OT.Data Confidentiality</i>	<i>OT.Prot Abuse-Func</i>	<i>OT.Prot Inf Leak</i>	<i>OT.Identification</i>	<i>OT.Prot Phys-Tamper</i>	<i>OT.Prot Malfunction</i>	<i>OE.Prot Logical Data</i>	<i>OE.Personalisation</i>	<i>OE.Terminal</i>	<i>OE.User Obligations</i>
<i>T.Skimming</i> <sup>4</sup>		X	X	X									X
<i>T.Eavesdropping</i>				X									
<i>T.Abuse-Func</i>					X								
<i>T.Information_Leakage</i>						X							
<i>T.Phys-Tamper</i>								X					
<i>T.Malfunction</i>									X				
<i>T.Forgery</i>	X	X	X		X			X			X	X	

**Table 7: Threats vs Security Objectives for PACE Module**

The threat **T.Skimming** addresses accessing the User Data (stored on the TOE or transferred between the TOE and the terminal) using the TOE's contactless/contact interface. This threat is countered by the security objectives **OT.Data\_Integrity**, **OT.Data\_Authenticity** and **OT.Data\_Confidentiality** through the PACE authentication. The objective **OE.User\_Obligations** ensures that a PACE session can only be established either by the application user itself (e.g. travel document holder for MRTD) or by an authorised person or device, and, hence, cannot be captured by an attacker.

The threat **T.Eavesdropping** addresses listening to the communication between the TOE and a rightful terminal in order to gain the User Data transferred there. This threat is countered by the security objective **OT.Data\_Confidentiality** through a trusted channel based on the PACE authentication.

The threat **T.Forgery** addresses the fraudulent, complete or partial alteration of the User Data or/and TSF-data stored on the TOE or/and exchanged between the TOE and the terminal. The security objective **OT.AC\_Pers** requires the TOE to limit the write access for the TOE and applicative data to the trustworthy Personalisation Agent (cf. **OE.Personalisation**). The TOE will protect the integrity and authenticity of the stored and exchanged User Data or/and TSF-data as aimed by the security objectives **OT.Data\_Integrity** and **OT.Data\_Authenticity**, respectively. The objectives **OT.Prot\_Phys-Tamper** and **OT.Prot\_Abuse-Func** contribute to protecting integrity of the User Data or/and TSF-data stored on the TOE. A terminal operator operating his terminals according to **OE.Terminal** to contribute to secure exchange between the TOE and the terminal.

The threat **T.Abuse-Func** addresses attacks of misusing TOE's functionality to manipulate or to disclose the stored User- or TSF-data as well as to disable or to bypass the soft-coded security functionality. The security objective **OT.Prot\_Abuse-Func** ensures that the usage of functions having not to be used in the operational phase is effectively prevented.

The threats **T.Information\_Leakage**, **T.Phys-Tamper** and **T.Malfunction** are typical for integrated circuits like smart cards under direct attack with high attack potential. The protection of the TOE against these threats

<sup>4</sup> Threats and assumptions included from the claimed PACE-PP [7] are marked *in italic letters*. They are listed for the complete overview of threats and assumptions.

is obviously addressed by the directly related security objectives **OT.Prot\_Inf\_Leak**, **OT.Prot\_Phys-Tamper** and **OT.Prot\_Malfunction**, respectively.

**6.3.2.2 Organizational Security Policies and Assumptions**

	<i>OT.AC_Pers</i>	<i>OT.Data_Integrity</i>	<i>OT.Data_Authenticity</i>	<i>OT.Data_Confidentiality</i>	<i>OT.Prot_Abuse-Func</i>	<i>OT.Prot_Inf_Leak</i>	<i>OT.Identification</i>	<i>OT.Prot_Phys-Tamper</i>	<i>OT.Prot_Malfunction</i>	<i>OE.Prot_Logical_Data</i>	<i>OE.Personalisation</i>	<i>OE.Terminal</i>	<i>OE.User_Obligations</i>
<i>P.Personalisation</i>	X						X				X		
<i>P.Manufact</i>							X						
<i>P.Pre-Operational</i>	X						X				X		
<i>P.Terminal</i>												X	
<i>A.Insp_Sys</i>										X			

**Table 8: OSP and Assumptions vs Security Objectives for PACE Module**

The OSP **P.Personalisation** addresses the (i) the enrolment of the logical travel document by the Personalisation Agent as described in the security objective for the TOE environment **OE.Personalisation**, and (ii) the access control for the user data and TSF data as described by the security objective **OT.AC\_Pers**. Note the manufacturer equips the TOE with the Personalisation Agent Key(s) according to **OT.Identification** "Identification and Authentication of the TOE".

The OSP **P.Manufact** requires a unique identification of the IC by means of the Initialization Data and the writing of the Pre-personalisation Data as being fulfilled by **OT.Identification**.

The OSP **P.Pre-Operational** is enforced by the following security objectives: **OT.Identification** is affine to the OSP's property 'traceability before the operational phase'; **OT.AC\_Pers** and **OE.Personalisation** together enforce the OSP's properties 'correctness of the User- and the TSF-data stored' and 'authorisation of Personalisation Agents'.

The OSP **P.Terminal** "Abilities and trustworthiness of terminals" is countered by the security objective **OE.Terminal** enforces the terminals to perform the terminal part of the PACE protocol.

**A.Insp\_Sys** is covered by **OE.Prot\_Logical\_Data** requiring the Inspection System to protect the TOE and application data (e.g. the logical travel document data) during the transmission and the internal handling.

**6.3.2.3 Compatibility between objectives of PACE Module and [IFX-IC]**

**6.3.2.3.1 Compatibility between objectives for the TOE**

**OT\_AC\_Pers** is specific to the current document and it does no conflict with the objectives of [IFX-IC].

OT.Data\_Confidentiality; OT.Data\_Integrity and OT.Data\_Authenticity are linked in O.Phys-Manipulation and O.RNG used for cryptographic operations.

OT.Identification is linked to O.Identification.

OT.Prot\_Abuse-Func is linked in O.Abuse-Func.

OT.Prot\_Inf\_Leak is linked in O.Leak-Inherent and O.Leak-Forced

OT.Prot\_Phys-Tamper is linked in O.Phys-Manipulation.

OT.Prot\_Malfunction is linked in O.Malfunction.

We can therefore conclude that the objectives for the TOE of PACE module and [IFX-IC] are consistent.

### 6.3.2.3.2 Compatibility between objectives for the environment

OE.Personalization is partly included in OE.Process-Sec-IC and OE.Resp-Appl from [IFX-IC].

OE.Prot\_Logical\_Data, OE.Terminal, OE.User\_Obligations, are specific to [ST-JCS] and they do not conflict with the objectives of [IFX-IC].

We can therefore conclude that the objectives for the environment of PACE module and [IFX-IC] are consistent.

## **7 EXTENDED COMPONENTS DEFINITION**

No extended component is defined.

**8 SECURITY REQUIREMENTS**

**8.1 SECURITY FUNCTIONAL REQUIREMENTS**

For this section, a presentation choice has been selected. Each SFR may present a table with different type of algorithms treated. For each case, there is no distinction regarding the technical objectives fulfilled by each row on the table (thus algorithm family). The technical objectives are the same disregarding this differentiation.

**8.1.1 Security Functional Requirements from PP Java Card System – Open configuration**

This section states the security functional requirements for the Java Card System – Open configuration.

Group	Description
Core with Logical Channels (CoreG_LC)	The CoreG_LC contains the requirements concerning the runtime environment of the Java Card System implementing logical channels. This includes the firewall policy and the requirements related to the Java Card API. Logical channels are a Java Card specification version 2.2 feature. This group is the union of requirements from the Core (CoreG) and the Logical channels (LCG) groups defined in [PP/0305]. (cf Java Card System Protection Profile Collection [PP JCS]).
Installation (InstG)	The InstG contains the security requirements concerning the installation of post-issuance applications. It does not address card management issues in the broad sense, but only those security aspects of the installation procedure that are related to applet execution.
Applet deletion (ADELG)	The ADELG contains the security requirements for erasing installed applets from the card, a feature introduced in Java Card specification version 2.2.
Object deletion (ODELG)	The ODELG contains the security requirements for the object deletion capability. This provides a safe memory recovering mechanism. This is a Java Card specification version 2.2 feature.
Secure carrier (CarG)	The CarG group contains minimal requirements for secure downloading of applications on the card. This group contains the security requirements for preventing, in those configurations that do not support on-card static or dynamic bytecodes verification, the installation of a package that has not been bytecode verified, or that has been modified after bytecode verification.
Smart Card Platform (SCPG)	The SCPG group contains the security requirements for the smart card platform, that is, operating system and chip that the Java Card System is implemented upon.
Card Manager (CMGRG)	The CMGRG group contains the security requirements for the card manager.
Additional SFR (ASFR)	The ASFR group contains security requirements related to specific API and to random generation

The SFRs refer to all potentially applicable subjects, objects, information, operations and security attributes.

Subjects are active components of the TOE that (essentially) act on the behalf of users. The users of the TOE include people or institutions (like the applet developer, the card issuer, the verification authority), hardware (like the CAD where the card is inserted or the PCD) and software components (like the application packages installed on the card). Some of the users may just be aliases for other users. For instance, the verification authority in charge of the bytecode verification of the applications may be just an alias for the card issuer.

Subjects (prefixed with an "S") are described in the following table:

Subject	Description
S.ADEL	The applet deletion manager which also acts on behalf of the card issuer. It may be an applet ([JCRE305], §11), but its role asks anyway for a specific treatment from the

Subject	Description
	security viewpoint. This subject is unique and is involved in the ADEL security policy defined in §8.1.1.3.
S.APPLET	Any applet instance.
S.BCV	The bytecode verifier (BCV), which acts on behalf of the verification authority who is in charge of the bytecode verification of the packages. This subject is involved in the PACKAGE LOADING security policy defined in §8.1.1.6.
S.CAD	The CAD represents off-card entity that communicates with the S.INSTALLER.
S.INSTALLER	The installer is the on-card entity which acts on behalf of the card issuer. This subject is involved in the loading of packages and installation of applets.
S.JCRE	The runtime environment un which Java programs in a smart card are executed.
S.JCVM	The bytecode interpreter that enforces the firewall at runtime.
S.LOCAL	Operand stack of a JCVM frame, or local variable of a JCVM frame containing an object or an array of references.
S.MEMBER	Any object's field, static field or array position.
S.PACKAGE	A package is a namespace within the Java programming language that may contain classes and interfaces, and in the context of Java Card technology, it defines either a user library, or one or several applets.

Objects (prefixed with an "O") are described in the following table:

Object	Description
O.APPLET	Any installed applet, its code and data.
O.CODE_PKG	The code of a package, including all linking information. On the Java Card platform, a package is the installation unit.
O.JAVAOBJECT	Java class instance or array. It should be noticed that KEYS, PIN, arrays and applet instances are specific objects in the Java programming language.

Information (prefixed with an "I") is described in the following table:

Information	Description
I.APDU	Any APDU sent to or from the card through the communication channel.
I.DATA	JCVM Reference Data: objectref addresses of APDU buffer, JCRE-owned instances of APDU class and byte array for install method

Security attributes linked to these subjects, objects and information are described in the following table with their values (used in enforcing the SFRs):

Security attribute	Description/Value
Active Applets	The set of the active applets' AIDs. An active applet is an applet that is selected on at least one of the logical channels.
Applet Selection Status	"Selected" or "Deselected"
Applet's version number	The version number of an applet (package) indicated in the export file
Class	Identifies the implementation class of the remote object.
Context	Package AID, or "Java Card RE"
Currently Active Context	Package AID, or "Java Card RE"
Dependent package AID	Allows the retrieval of the Package AID and Applet's version number ([JCVM305], §4.5.2).
ExportedInfo	Boolean (Indicates whether the remote object is exportable or not).
Identifier	The Identifier of a remote object or method is a number that uniquely identifies a remote object or method, respectively.

Security attribute	Description/Value
LC Selection Status	Multiselectable, Non-multiselectable or "None".
LifeTime	CLEAR_ON_DESELECT or PERSISTENT (*).
Owner	The Owner of an object is either the applet instance that created the object or the package (library) where it has been defined (these latter objects can only be arrays that initialize static fields of the package). The owner of a remote object is the applet instance that created the object.
Package AID	The AID of each package indicated in the export file
Registered applets	The set of AID of the applet instance registered on the card
ResidentPackages	The set of AIDs of the packages already loaded on the card
Selected Applet Context	Package AID, or "None"
Sharing	Standards, SIO, Java Card RE entry point, or global array
Static References	Static fields of a package may contain references to objects. The Static References attribute records those references.

(\*) Transient objects of type CLEAR\_ON\_RESET behave like persistent objects in that they can be accessed only when the Currently Active Context is the object's context.

Operations (prefixed with "OP") are described in the following table. Each operation has a specific number of parameters given between brackets, among which there is the "accessed object", the first one, when applicable. Parameters may be seen as security attributes that are under the control of the subject performing the operation.

Operation	Description
OP.ARRAY_ACCESS(O.JAVAOBJECT, field)	Read/Write an array component.
OP.ARRAY_LENGTH (O.JAVAOBJECT, field)	Get length of an array component.
OP.ARRAY_AASTORE(O.JAVAOBJECT, field)	Store into reference array component
OP.CREATE(Sharing, LifeTime) (*)	Creation of an object (new or makeTransient call).
OP.DELETE_APPLET(O.APPLET,...)	Delete an installed applet and its objects, either logically or physically.
OP.DELETE_PCKG(O.CODE_PKG,...)	Delete a package, either logically or physically.
OP.DELETE_PCKG_APPLET(O.CODE_PKG,...)	Delete a package and its installed applets, either logically or physically.
OP.INSTANCE_FIELD(O.JAVAOBJECT, field)	Read/Write a field of an instance of a class in the Java programming language
OP.INVK_VIRTUAL(O.JAVAOBJECT, method, arg1,...)	Invoke a virtual method (either on a class instance or an array object)
OP.INVK_INTERFACE(O.JAVAOBJECT, method, arg1,...)	Invoke an interface method.
OP.JAVA(...)	Any access in the sense of [JCRE305], §6.2.8. It stands for one of the operations OP.ARRAY_ACCESS, OP.INSTANCE_FIELD, OP.INVK_VIRTUAL, OP.INVK_INTERFACE, OP.THROW, OP.TYPE_ACCESS.
OP.PUT(S1,S2,I)	Transfer a piece of information I from S1 to S2.
OP.THROW(O.JAVAOBJECT)	Throwing of an object (athrow, see [JCRE305],§6.2.8.7)
OP.TYPE_ACCESS(O.JAVAOBJECT, class)	Invoke checkcast or instanceof on an object in order to access to classes (standard or shareable interfaces objects).

(\*) For this operation, there is no accessed object. This rule enforces that shareable transient objects are not allowed. For instance, during the creation of an object, the JavaCardClass attribute's value is chosen by the creator.

**8.1.1.1 CoreG LC Security Functional Requirements**

This group is focused on the main security policy of the Java Card System, known as the firewall. This policy essentially concerns the security of installed applets. The policy focuses on the execution of bytecodes.

8.1.1.1.1 Firewall Policy

**FDP\_ACC.2/FIREWALL Complete access control**

**FDP\_ACC.2.1/FIREWALL** The TSF shall enforce the **FIREWALL access control SFP** on **S.PACKAGE, S.JCRE, S.JCVM, O.JAVAOBJECT** and all operations among subjects and objects covered by the SFP.

Refinement:

The operations involved in the policy are:

- OP.CREATE
- OP.INVK\_INTERFACE
- OP.INVK\_VIRTUAL
- OP.JAVA
- OP.THROW
- OP.TYPE\_ACCESS
- OP.ARRAY\_LENGTH
- OP.ARRAY\_AASTORE

**FDP\_ACC.2.2/FIREWALL** The TSF shall ensure that all operations between any subject controlled by the TSF and any object controlled by the TSF are covered by an access control SFP.

Application note:

It should be noticed that accessing array's components of a static array, and more generally fields and methods of static objects, is an access to the corresponding O.JAVAOBJECT.

**FDP\_ACF.1/FIREWALL Security attribute based access control**

**FDP\_ACF.1.1/FIREWALL** The TSF shall enforce the **FIREWALL access control SFP** to objects based on the following:

Subject/Object	Attributes
<b>S.PACKAGE</b>	<b>LC Applet Selection Status</b>
<b>S.JCVM</b>	<b>ActiveApplets, Currently Active Context</b>
<b>S.JCRE</b>	<b>Selected Applet Context</b>
<b>O.JAVAOBJECT</b>	<b>Sharing, Context, LifeTime</b>

**FDP\_ACF.1.2/FIREWALL** The TSF shall enforce the following rules to determine if an operation among controlled subjects and controlled objects is allowed:

- **R.JAVA.1 ([JCRE305]§6.2.8)** An **S.PACKAGE** may freely perform any of **OP.ARRAY\_ACCESS, OP.INSTANCE\_FIELD, OP.INVK\_VIRTUAL, OP.INVK\_INTERFACE, OP.THROW** or **OP.TYPE\_ACCESS** upon any **O.JAVAOBJECT** whose Sharing attribute has value "JCRE entry point" or "global array".

- **R.JAVA.2 ([JCRE305]§6.2.8)** An **S.PACKAGE** may freely perform any of **OP.ARRAY\_ACCESS**, **OP.INSTANCE\_FIELD**, **OP.INVK\_VIRTUAL**, **OP.INVK\_INTERFACE** or **OP.THROW** upon any **O.JAVAOBJECT** whose Sharing attribute has value "Standard" and whose Lifetime attribute has value "PERSISTENT" only if **O.JAVAOBJECT**'s Context attribute has the same value as the active context.
- **R.JAVA.3 ([JCRE305]§6.2.8.10)** An **S.PACKAGE** may perform **OP.TYPE\_ACCESS** upon an **O.JAVAOBJECT** whose Sharing attribute has value "SIO" only if **O.JAVAOBJECT** is being cast into (checkcast) or is being verified as being an instance of (instanceof) an interface that extends the Shareable interface.
- **R.JAVA.4 ([JCRE305], §6.2.8.6,)** An **S.PACKAGE** may perform **OP.INVK\_INTERFACE** upon an **O.JAVAOBJECT** whose Sharing attribute has the value "SIO", and whose Context attribute has the value "Package AID", only if the invoked interface method extends the Shareable interface and one of the following applies:
  - (a) The value of the attribute Selection Status of the package whose AID is "Package AID" is "Multiselectable»,
  - (b) The value of the attribute Selection Status of the package whose AID is "Package AID" is "Non-multiselectable», and either "Package AID" is the value of the currently selected applet or otherwise "Package AID" does not occur in the attribute ActiveApplets.
- **R.JAVA.5** An **S.PACKAGE** may perform an **OP.CREATE** only if the value of the Sharing parameter(\*) is "Standard".
- **R.JAVA.6 ([JCRE305], §6.2.8):** **S.PACKAGE** may freely perform **OP.ARRAY\_ACCESS** or **OP.ARRAY\_LENGTH** upon any

**FDP\_ACF.1.3/FIREWALL** The TSF shall explicitly authorize access of subjects to objects based on the following additional rules:

- 1) The subject **S.JCRE** can freely perform **OP.JAVA(...)** and **OP.CREATE**, with the exception given in **FDP\_ACF.1.4/FIREWALL**, provided it is the Currently Active Context.
- 2) The only means that the subject **S.JCVM** shall provide for an application to execute native code is the invocation of a Java Card API method (through **OP.INVK\_INTERFACE** or **OP.INVK\_VIRTUAL**).

**FDP\_ACF.1.4/FIREWALL** The TSF shall explicitly deny access of subjects to objects based on the following additional rules:

- 1) Any subject with **OP.JAVA** upon an **O.JAVAOBJECT** whose LifeTime attribute has value "CLEAR\_ON\_DESELECT" if **O.JAVAOBJECT**'s Context attribute is not the same as the Selected Applet Context.
- 2) Any subject attempting to create an object by the means of **OP.CREATE** and a "CLEAR\_ON\_DESELECT" LifeTime parameter if the active context is not the same as the Selected Applet Context.
- 3) **S.PACKAGE** performing **OP.ARRAY\_AASTORE** of the reference of an **O.JAVAOBJECT** whose sharing attribute has value "global array" or "Temporary JCRE entry point".
- 4) **S.PACKAGE** performing **OP.PUTFIELD** or **OP.PUTSTATIC** of the reference of an **O.JAVAOBJECT** whose sharing attribute has value "global array" or "Temporary JCRE entry point"

Application note:

The deletion of applets may render some **O.JAVAOBJECT** inaccessible, and the Java Card RE may be in charge of this aspect. This can be done, for instance, by ensuring that references to objects belonging to a deleted application are considered as a null reference. Such a mechanism is implementation-dependent.

In the case of an array type, fields are components of the array ([JVM], §2.14, §2.7.7), as well as the length; the only methods of an array object are those inherited from the Object class.

The Sharing attribute defines four categories of objects:

- Standard ones, whose both fields and methods are under the firewall policy,
- Shareable interface Objects (SIO), which provide a secure mechanism for inter-applet communication,
- JCRE entry points (Temporary or Permanent), who have freely accessible methods but protected fields,
- Global arrays, having both unprotected fields (including components; refer to JavaCardClass discussion above) and methods.

When a new object is created, it is associated with the Currently Active Context. But the object is owned by the applet instance within the Currently Active Context when the object is instantiated ([JCRE305], §6.1.3). An object is owned by an applet instance, by the JCRE or by the package library where it has been defined (these latter objects can only be arrays that initialize static fields of packages).

([JCRE305], Glossary) Selected Applet Context. The Java Card RE keeps track of the currently selected Java Card applet. Upon receiving a SELECT command with this applet's AID, the Java Card RE makes this applet the Selected Applet Context. The Java Card RE sends all APDU commands to the Selected Applet Context.

While the expression "Selected Applet Context" refers to a specific installed applet, the relevant aspect to the policy is the context (package AID) of the selected applet. In this policy, the "Selected Applet Context" is the AID of the selected package.

([JCRE305], §6.1.2.1) At any point in time, there is only one active context within the Java Card VM (this is called the Currently Active Context).

The invocation of static methods (or access to a static field) is not considered by this policy, as there are no firewall rules. They have no effect on the active context as well and the "acting package" is not the one to which the static method belongs to in this case.

The Java Card platform, version 2.2.x introduces the possibility for an applet instance to be selected on multiple logical channels at the same time, or accepting other applets belonging to the same package being selected simultaneously. These applets are referred to as multiselectable applets. Applets that belong to a same package are either all multiselectable or not ([JCVM305], §2.2.5). Therefore, the selection mode can be regarded as an attribute of packages. No selection mode is defined for a library package.

An applet instance will be considered an active applet instance if it is currently selected in at least one logical channel. An applet instance is the currently selected applet instance only if it is processing the current command. There can only be one currently selected applet instance at a given time. ([JCRE305], §4).

**FDP\_IFC.1/JCVM Subset information flow control**

**FDP\_IFC.1.1/JCVM** The TSF shall enforce the **JCVM information flow control SFP** on **S.JCVM, S.LOCAL, S.MEMBER, I.DATA and OP.PUT (S1, S2, I)**.

Application note:

It should be noticed that references of temporary Java Card RE entry points, which cannot be stored in class variables, instance variables or array components, are transferred from the internal memory of the Java Card RE (TSF data) to some stack through specific APIs (Java Card RE owned exceptions) or Java Card RE invoked methods (such as the process (APDU apdu)); these are causes of OP.PUT(S1,S2,I) operations as well.

**FDP\_IFF.1/JCVM Simple security attributes**

**FDP\_IFF.1.1/JCVM** The TSF shall enforce the **JCVM information flow control SFP** based on the following types of subject and information security attributes:

Subject / Information	Description
S.JCVM	Currently active context.

**FDP\_IFF.1.2/JCVM** The TSF shall permit an information flow between a controlled subject and controlled information via a controlled operation if the following rules hold:

- **An operation OP.PUT (S1, S.MEMBER, I.DATA) is allowed if and only if the active context is "Java Card RE";**
- **Other OP.PUT operations are allowed regardless of the Currently Active Context's value.**

**FDP\_IFF.1.3/JCVM** The TSF shall enforce **no additional information flow control SFP rules**.

**FDP\_IFF.1.4/JCVM** The TSF shall explicitly authorize an information flow based on the following rules: **no additional information flow control SFP rules**.

**FDP\_IFF.1.5/JCVM** The TSF shall explicitly deny an information flow based on the following rules: **no additional information flow control SFP rules**.

Application Note:

The storage of temporary Java Card RE-owned objects references is runtime-enforced ([JCRE3], §6.2.8.1-3). It should be noticed that this policy essentially applies to the execution of bytecode. Native methods, the Java Card RE itself and possibly some API methods can be granted specific rights or limitations through the FDP\_IFF.1.3/JCVM to FDP\_IFF.1.5/JCVM elements. The way the Java Card virtual machine manages the transfer of values on the stack and local variables (returned values, uncaught exceptions) from and to internal registers is implementation-dependent. For instance, a returned reference, depending on the implementation of the stack frame, may transit through an internal register prior to being pushed on the stack of the invoker. The returned bytecode would cause more than one OP.PUT operation under this scheme.

**FDP\_RIP.1/OBJECTS Subset residual information protection**

**FDP\_RIP.1.1/OBJECTS** The TSF shall ensure that any previous information content of a resource is made unavailable upon the **allocation of the resource to** the following objects: **class instances and arrays**.

Application Note:

The semantics of the Java programming language requires for any object field and array position to be initialized with default values when the resource is allocated [JVM], §2.5.1.

### FMT\_MSA.1/JCRE Management of security attributes

**FMT\_MSA.1.1/JCRE** The TSF shall enforce the **FIREWALL access control SFP** to restrict the ability to **modify** the security attributes **the Selected Applet Context to the Java Card RE (S.JCRE)**.

Application note:

The modification of the Selected Applet Context is performed in accordance with the rules given in [JCRE305], §4 and [JCVM305], §3.4.

### FMT\_MSA.1/JCVM Management of security attributes

**FMT\_MSA.1.1/JCVM** The TSF shall enforce the **FIREWALL access control SFP and the JCVM information flow control SFP** to restrict the ability to **modify** the security attributes **the currently active context and the Active Applets security attributes to the Java Card VM (S.JCVM)**.

Application note:

The modification of the Selected Applet Context is performed in accordance with the rules given in [JCRE305], §4 and [JCVM305], §3.4.

### FMT\_MSA.2/FIREWALL\_JCVM Secure security attributes

**FMT\_MSA.2.1/FIREWALL\_JCVM** The TSF shall ensure that only secure values are accepted for **all the security attributes of subjects and objects defined in the FIREWALL access control SFP and the JCVM information flow control SFP**.

Application Note:

The following rules are given as examples only. For instance, the last two rules are motivated by the fact that the Java Card API defines only transient arrays factory methods. Future versions may allow the creation of transient objects belonging to arbitrary classes; such evolution will naturally change the range of "secure values" for this component.

- The Context attribute of an O.JAVAOBJECT must correspond to that of an installed applet or be "Java Card RE".
- An O.JAVAOBJECT whose Sharing attribute is a Java Card RE entry point or a global array necessarily has "Java Card RE" as the value for its Context security attribute.
- An O.JAVAOBJECT whose Sharing attribute value is a global array necessarily has "array of primitive type" as a JavaCardClass security attribute's value.
- Any O.JAVAOBJECT whose Sharing attribute value is not "Standard" has a PERSISTENT-LifeTime attribute's value.
- Any O.JAVAOBJECT whose LifeTime attribute value is not PERSISTENT has an array type as JavaCardClass attribute's value.

### FMT\_MSA.3/FIREWALL Static attribute initialization

**FMT\_MSA.3.1/FIREWALL** The TSF shall enforce the **FIREWALL access control SFP** to provide **restrictive** default values for security attributes that are used to enforce the SFP.

**FMT\_MSA.3.2/FIREWALL** The TSF shall allow **the [none]** to specify alternative initial values to override the default values when an object or information is created.

Application Note:

FMT\_MSA.3.1/FIREWALL

- Objects' security attributes of the access control policy are created and initialized at the creation of the object or the subject. Afterwards, these attributes are no longer mutable (FMT\_MSA.1/JCRE). At the creation of an object (OP.CREATE), the newly created object, assuming that the FIREWALL access control SFP permits the operation, gets its Lifetime and Sharing attributes from the parameters of the operation; on the contrary, its Context attribute has a default value, which is its creator's Context attribute and AID respectively ([JCRE3], §6.1.3). There is one default value for the Selected Applet Context that is the default applet identifier's Context, and one default value for the Currently Active Context that is "Java Card RE".
- The knowledge of which reference corresponds to a temporary entry point object or a global array and which does not is solely available to the Java Card RE (and the Java Card virtual machine).

FMT\_MSA.3.2/FIREWALL

- The intent is that none of the identified roles has privileges with regard to the default values of the security attributes. It should be noticed that creation of objects is an operation controlled by the FIREWALL access control SFP. The operation shall fail anyway if the created object would have had security attributes whose value violates FMT\_MSA.2.1/FIREWALL\_JCVM.

### FMT\_MSA.3/JCVM Static attribute initialization

**FMT\_MSA.3.1/JCVM** The TSF shall enforce the **JCVM information flow control SFP** to provide **restrictive** default values for security attributes that are used to enforce the SFP.

**FMT\_MSA.3.2/JCVM** The TSF shall allow the **[none]** to specify alternative initial values to override the default values when an object or information is created.

### FMT\_SMR.1/JCRE Security roles

**FMT\_SMR.1.1/JCRE** The TSF shall maintain the roles:

- the Java Card RE (JCRE).
- the Java Card VM (JCVM).

**FMT\_SMR.1.2/JCRE** The TSF shall be able to associate users with roles.

**FMT\_SMF.1/CORE\_LC Specification of Management Functions**

**FMT\_SMF.1.1/Core\_LC** The TSF shall be capable of performing the following management functions:

- **Modify the Currently Active Context, the Selected Applet Context, and the Active Applets**

8.1.1.1.2 Application Programming Interface

The following SFRs are related to the Java Card API.

The execution of the additional native code is not within the TSF. Nevertheless, access to API native methods from the Java Card System is controlled by TSF because there is no difference between native and interpreted methods in the interface or the invocation mechanism.

**FCS\_CKM.1 Cryptographic key generation**

**FCS\_CKM.1.1** The TSF shall generate cryptographic keys in accordance with a specified cryptographic key generation algorithm [assignment: **cryptographic key generation algorithm**] and specified cryptographic key sizes [assignment: **cryptographic key sizes**] that meet the following: [assignment: **list of standards**].

Iteration	Algorithm	Key size	Standards
/RSA Std	RSA standard key generation	1024, 1536, 2048	ANSI X9.31
/RSA CRT	RSA CRT key generation	1024, 1536, 2048, 4096	ANSI X9.31
/GP	GP session keys	112 (for SCP01) (*), 128 (for SCP02) (*), 128, 192, 256 (for SCP03)	[GP23] (for SCP01, SCP02) (*)  [GP23] (for SCP03)
/ECCFP	ECC key generation	160, 192, 224, 256, 320, 384, 512, 521	ANSI X9.62
/ECDH	EC Diffie-Hellman	160, 192, 224, 256, 320, 384, 512, 521	ANSI X9.63
/DHGen	DH key generation	1024, 1280, 1536, 2048	ANSI X9.42
/DH	DH key exchange	1024, 1280, 1536, 2048	ANSI X9.42

Application note:

- The keys can be generated and diversified in accordance with [JC-API305] specification in classes KeyPair (at least Session key generation) and RandomData
- This component shall be instantiated according to the version of the Java Card API applying to the security target and the implemented algorithms [JC-API305].
- (\*) The use of protocols SCP01 and SCP02 must be in accordance with guides: [AGD-Ref] and [Applet guidance]. To recall that SCP01 and SCP02 protocol are deprecated.

**FCS\_CKM.6 Timing and event of cryptographic key destruction**

**FCS\_CKM.6.1** The TSF shall destroy list of keys in [assignment: **Table 9 Keys name column**] when [assignment: **Table 9 Destruction circumstances column**].

Keys name	Mechanism	Destruction circumstances
Key-ENC	Derivation of S-ENC	Not destroyed
Key-MAC	Derivation of S-MAC	Not destroyed
Key-DEK	Derivation of S-DEK and import of keys	Not destroyed
S-ENC	Authentication and Secure Messaging GP	When no longer needed
S-MAC	Authentication and Secure Messaging GP	When no longer needed
S-DEK	Import of GP keys	When no longer needed
DAP TDES / AES Keys	DAP verification	Not destroyed
DAP RSA Keys	DAP verification	Not destroyed
Token AES Keys	Token verification	Not destroyed
Token RSA Keys	Token verification	Not destroyed
Receipt Keys	Receipt	Not destroyed
$SK_{ca,c}$ et $PK_{ca,c}$	Chip Authenticate	Not destroyed
$PK_{ca,t}$	Chip Authenticate	When no longer needed
$PK_{ta,a}$	Certificate verification	Not destroyed
$PK_{ta,t}$	Terminal Authenticate	When no longer needed
$K_{enc}$	Secure Messaging Confidentiality	When no longer needed
$K_{mac}, K'_{mac}$	Secure Messaging Integrity	When no longer needed
Other keys generated by the TOE	Depending on user need	Call of <i>clearKey()</i> method

**Table 9: Platform keys destruction**

**FCS\_CKM.6.2** The TSF shall destroy cryptographic keys and keying material specified by FCS\_CKM.6.1 in accordance with a specified cryptographic key destruction method [assignment: physical irreversible destruction of the stored key value] that meets the following: [assignment: No standard].

Application note:

- The keys are reset in accordance with [JC-API305] in class Key with the method clearKey(). Any access to a cleared key attempting to use it for ciphering or signing shall throw an exception.
- This component shall be instantiated according to the version of the Java Card API applicable to the security target and the implemented algorithms [JC-API305].

Application note:

This SFR replaces FCS\_CKM.4 as required by [CC-2]. The modifications are addition of information and have no impact on the conformity with the Protection Profile.

**FCS\_COP.1 Cryptographic operation**

**FCS\_COP.1.1** The TSF shall perform [assignment: list of cryptographic operations] in accordance with a specified cryptographic algorithm [assignment: cryptographic algorithm] and cryptographic key sizes [assignment: cryptographic key sizes] that meet the following: [assignment: list of standards].

Iteration	operation	algorithm	Key size	Standards
/RSA-SIGN	signature verification &	RSA (STD)	512 to 2048	[ISO9796-2] RSA SHA PKCS#1
		RSA (CRT)	512 to 4096	RSA SHA PKCS#1 PSS
/RSA-CIPHER	Encryption	RSA (STD)	512 to 4096	[ISO9796-2] RSA SHA PKCS#1
		RSA (CRT)	512 to 4096	OAEP

/RSA-CIPHER	Decryption	RSA (STD) RSA (CRT)	512 to 2048 512 to 4096	[ISO9796-2] RSA SHA PKCS#1 OAEP
/TDES-CIPHER	Encryption & decryption	TDES	112 168	[SP800-67] [ISO9797-1] DES NOPAD DES PKCS#5 DES 9797 M1 M2
/AES-CIPHER	Encryption & decryption	AES	128, 192, 256	[FIPS197] AES 128 NOPAD
/AES-CIPHER FAST	Encryption & decryption	AES	128, 192, 256	[FIPS197] AES 128 NOPAD
/TDES-CIPHER FAST	Encryption & decryption	TDES	112 168	[SP800-67] [ISO9797-1] DES NOPAD DES PKCS#5 DES 9797 M1 M2
/TDES-MAC	Signature, Verification	TDES	112 168	[SP800-67] [ISO9797-1] DES MAC ISO9797-1 M1 M2 Alog3 DES MAC NOPAD DES MAC PKCS#5
/TDES-MAC FAST	Signature, Verification	TDES	112 168	[SP800-67] [ISO9797-1] DES MAC ISO9797-1 M1 M2 Alog3 DES MAC NOPAD DES MAC PKCS#5
/AES-MAC	Signature, Verification	AES	128, 192, 256	[FIPS197] AES 128 NOPAD; SP800-38B
/AES-MAC FAST	Signature, Verification	AES	128, 192, 256	[FIPS197] AES 128 NOPAD; SP800-38B
/AES-CMAC FAST	Signature, Verification	AES	128, 192, 256	SP800-38B
/SHA	Hashing	Hashing	SHA-1, SHA-224, SHA-256, SHA- 384, SHA-512	NA

/DH-PACE	Integrated Mapping Generic Mapping	DH	1024, 2048	ISO/IEC JTC1 SC17 WG3/TF5 'Supplemental Access Control for Machine Readable Travel Documents'
/ECC-PACE	Integrated Mapping Generic Mapping	ECC	160, 192, 224, 256, 320, 384, 512, 521	ISO/IEC JTC1 SC17 WG3/TF5 'Supplemental Access Control for Machine Readable Travel Documents'
HMAC			SHA-1, SHA-224, SHA-256, SHA- 384, SHA-512	
OBKG	Key Generation	ECC RSA (STD) RSA (CRT)	160 – 521 512 – 2048 512 – 4096	

Application Note:

Refer to Appendix 4 to define the allowed/available algorithms as per Java Card API specifications [JC-API305]

- The TOE shall provide a subset of cryptographic operations defined in [JC-API305] (see `javacardx.crypto.Cipher` and `javacard.security` packages).
- This component shall be instantiated according to the version of the Java Card API applicable to the security target and the implemented algorithms [JC-API305].

### FDP\_RIP.1/ABORT Subset residual information protection

**FDP\_RIP.1.1/ABORT** The TSF shall ensure that any previous information content of a resource is made unavailable upon the **deallocation of the resource from** the following objects: **any reference to an object instance created during an aborted transaction**.

Application Note:

The events that provoke the de-allocation of a transient object are described in [JCRE305], §5.1.

### FDP\_RIP.1/APDU Subset residual information protection

**FDP\_RIP.1.1/APDU** The TSF shall ensure that any previous information content of a resource is made unavailable upon the **allocation of the resource to** the following objects: **the APDU buffer**.

Application Note:

The allocation of a resource to the APDU buffer is typically performed as the result of a call to the `process()` method of an applet.

### FDP\_RIP.1/GlobalArray Subset residual information protection

**FDP\_RIP.1.1/GlobalArray [Refined]** The TSF shall ensure that any previous information content of a resource is made unavailable upon **deallocation of the resource from** *the applet as a result of returning from the process method* to the following objects: **a user Global Array**.

Application note:

An array resource is allocated when a call to the API method `JCSYSTEM.makeGlobalArray` is performed. The Global Array is created as a transient JCRE Entry Point Object ensuring that reference to it cannot be retained by any application. On return from the method which called `JCSYSTEM.makeGlobalArray`, the array is no longer available to any applet and is deleted and the memory in use by the array is cleared and reclaimed in the next object deletion cycle.

### FDP\_RIP.1/bArray Subset residual information protection

**FDP\_RIP.1.1/bArray** The TSF shall ensure that any previous information content of a resource is made unavailable upon the **deallocation of the resource from** the following objects: **the bArray object**.

Application Note:

A resource is allocated to the `bArray` object when a call to an applet's `install()` method is performed. There is no conflict with `FDP_ROL.1` here because of the bounds on the rollback mechanism (`FDP_ROL.1.2/FIREWALL`): the scope of the rollback does not extend outside the execution of the `install()` method, and the de-allocation occurs precisely right after the return of it.

### FDP\_RIP.1/KEYS Subset residual information protection

**FDP\_RIP.1.1/KEYS** The TSF shall ensure that any previous information content of a resource is made unavailable upon the **deallocation of the resource from** the following objects: **the cryptographic buffer (D.CRYPTO)**.

Application Note:

The javacard.security & javacardx.crypto packages do provide secure interfaces to the cryptographic buffer in a transparent way. See javacard.security.KeyBuilder and Key interface of [JCAPI305].

### FDP\_RIP.1/TRANSIENT Subset residual information protection

**FDP\_RIP.1.1/TRANSIENT** The TSF shall ensure that any previous information content of a resource is made unavailable upon the **deallocation of the resource from** the following objects: **any transient object**.

Application Note:

- The events that provoke the de-allocation of any transient object are described in [JCRE305], §5.1.
- The clearing of CLEAR\_ON\_DESELECT objects is not necessarily performed when the owner of the objects is deselected. In the presence of multiselectable applet instances, CLEAR\_ON\_DESELECT memory segments may be attached to applets that are active in different logical channels. Multiselectable applet instances within a same package must share the transient memory segment if they are concurrently active ([JCRE3], §4.3)

### FDP\_ROL.1/FIREWALL Basic rollback

**FDP\_ROL.1.1/FIREWALL** The TSF shall enforce the **FIREWALL access control SFP and the JVM information flow control SFP** to permit the rollback of the **operations OP.JAVA and OP.CREATE** on the **O.JAVAOBJECTS**.

**FDP\_ROL.1.2/FIREWALL** The TSF shall permit operations to be rolled back within the **scope of a select(), deselect(), process(), install() or uninstall() call, notwithstanding the restrictions given in [JCRE305], §7.7, within the bounds of the Commit Capacity ([JCRE305], §7.8), and those described in [JCAPI305]**.

Application Note:

Transactions are a service offered by the APIs to applets. It is also used by some APIs to guarantee the atomicity of some operation. This mechanism is either implemented in Java Card platform or relies on the transaction mechanism offered by the underlying platform. Some operations of the API are not conditionally updated, as documented in [JCAPI305] (see for instance, PIN-blocking, PIN-checking, update of Transient objects).

#### 8.1.1.1.3 Card Security Management

### FAU\_ARP.1 Security alarms

**FAU\_ARP.1.1** The TSF shall take **the following actions:**

- **throw an exception,**
- **or lock the card session**
- **or reinitialize the Java Card System and its data**

upon detection of a potential security violation.

Refinement:

The TOE detects the following potential security violation:

- CAP file inconsistency
- Applet life cycle inconsistency
- Card Manager life cycle inconsistency

- Card tearing (unexpected removal of the Card out of the CAD) and power failure
- Abortion of a transaction in an unexpected context (see abortTransaction(), [JC-API305] and ([JCRE305], §7.6.2)
- Violation of the Firewall or JCVM SFPs
- Unavailability of resources
- Array overflow
- Random trap detection

Application Note:

- The developer shall provide the exhaustive list of actual potential security violations the TOE reacts to. For instance, other runtime errors related to applet's failure like uncaught exceptions.
- The bytecode verification defines a large set of rules used to detect a "potential security violation". The actual monitoring of these "events" within the TOE only makes sense when the bytecode verification is performed on-card.
- Depending on the context of use and the required security level, there are cases where the card manager and the TOE must work in cooperation to detect and appropriately react in case of potential security violation. This behavior must be described in this component. It shall detail the nature of the feedback information provided to the card manager (like the identity of the offending application) and the conditions under which the feedback will occur (any occurrence of the java.lang.SecurityException exception).
- The "locking of the card session" may not appear in the policy of the card manager. Such measure should only be taken in case of severe violation detection; the same holds for the re-initialization of the Java Card System. Moreover, the locking should occur when "clean" re-initialization seems to be impossible.
- The locking may be implemented at the level of the Java Card System as a denial of service (through some systematic "fatal error" message or return value) that lasts up to the next "RESET" event, without affecting other components of the card (such as the card manager). Finally, because the installation of applets is a sensitive process, security alerts in this case should also be carefully considered herein.

<b>FDP_SDI.2/DATA Stored data integrity monitoring and action</b>
---

**FDP\_SDI.2.1/DATA** The TSF shall monitor user data stored in containers controlled by the TSF for **integrity errors** on all objects, based on the following attributes: **integrity-sensitive data**.

**FDP\_SDI.2.2/DATA** Upon detection of a data integrity error, the TSF shall: **prevent the use of modified data, raise an exception**

Application Note:

- Although no such requirement is mandatory in the Java Card specification, at least an exception shall be raised upon integrity errors detection on cryptographic keys, PIN values and their associated security attributes. Even if all the objects cannot be monitored, cryptographic keys and PIN objects shall be considered with particular attention by ST authors as they play a key role in the overall security.
- It is also recommended to monitor integrity errors in the code of the native applications and Java Card applets.
- For integrity sensitive application, their data shall be monitored (D.APP\_I\_DATA): applications may need to protect information against unexpected modifications, and explicitly control whether a piece of information has been changed between two accesses. For example, maintaining the integrity of an electronic purse's balance is extremely important because this value represents real money. Its modification must be controlled, for illegal ones would denote an important failure of the payment system.

- A dedicated library could be implemented and made available to developers to achieve better security for specific objects, following the same pattern that already exists in cryptographic APIs, for instance.

### FPR\_UNO.1 Unobservability

**FPR\_UNO.1.1** The TSF shall ensure that **all users** are unable to observe the operation **cryptographic operations / comparisons operations** on **Key values / PIN values** by **S.JCRE, S.Applet**.

Application Note:

The non-observability of operations on sensitive information such as keys appears as impossible to circumvent in the smart card world. The precise list of operations and objects is left unspecified, but should at least concern secret keys and PIN values when they exist on the card, as well as the cryptographic operations and comparisons performed on them.

Application Note:

The non-observability of operations on sensitive information such as keys appears as impossible to circumvent in the smart card world. The precise list of operations and objects is left unspecified, but should at least concern secret keys and PIN values when they exist on the card, as well as the cryptographic operations and comparisons performed on them.

### FPT\_FLS.1/JCS Failure with preservation of secure state

**FPT\_FLS.1.1/JCS** The TSF shall preserve a secure state when the following types of failures occur: **those associated to the potential security violations described in FAU\_ARP.1**.

Application note:

- The Java Card RE Context is the Current context when the Java Card VM begins running after a card reset ([JCRE305], §6.2.3) or after a proximity card (PICC) activation sequence ([JCRE305]). Behavior of the TOE on power loss and reset is described in [JCRE305], §3.6, and §7.1. Behavior of the TOE on RF signal loss is described in [JCRE305], §3.6.1.

### FPT\_TDC.1 Inter-TSF basic TSF data consistency

**FPT\_TDC.1.1** The TSF shall provide the capability to consistently interpret **the CAP files, the bytecode and its data argument**, when shared between the TSF and another trusted IT product.

**FPT\_TDC.1.2** The TSF shall use

- **The rules defined in [JCVM305] specification**
- **The API tokens defined in the export files of reference implementation**
- **The rules defined in ISO 7816-6**
- **The rules defined in [GP23] specification**

when interpreting the TSF data from another trusted IT product.

Application Note:

Concerning the interpretation of data between the TOE and the underlying Java Card platform, it is assumed that the TOE is developed consistently with the SCP functions, including memory management, I/O functions and cryptographic functions.

#### 8.1.1.1.4 AID Management

### FIA\_ATD.1/AID User attribute definition

#### FIA\_ATD.1/AID User attribute definition

**FIA\_ATD.1.1/AID** The TSF shall maintain the following list of security attributes belonging to individual users:

- **package AID**
- **Applet's version number**
- **registered applet's AID**
- **applet selection status ([JCVM305], §6.5).**

Refinement:

- "Individual users" stands for applets.

#### FIA\_UID.2/AID User identification before any action

**FIA\_UID.2.1/AID** The TSF shall require each user to be successfully identified before allowing any other TSF-mediated actions on behalf of that user.

Application notes:

- By users here it must be understood the ones associated to the packages (or applets) that act as subjects of policies. In the Java Card System, every action is always performed by an identified user interpreted here as the currently selected applet or the package that is the subject's owner. Means of identification are provided during the loading procedure of the package and the registration of applet instances.
- The role Java Card RE defined in FMT\_SMR.1/JCRE is attached to an IT security function rather than to a "user" of the CC terminology. The Java Card RE does not "identify" itself with respect to the TOE, but it is a part of it.

#### FIA\_USB.1/AID User-subject binding

**FIA\_USB.1.1/AID** The TSF shall associate the following user security attributes with subjects acting on the behalf of that user: **Package AID**.

**FIA\_USB.1.2/AID** The TSF shall enforce the following rules on the initial association of user security attributes with subjects acting on the behalf of users:

- **Initial applet selection is performed as described in [JCRE305]§4**
- **The default applet depends on personalization.**

**FIA\_USB.1.3/AID** The TSF shall enforce the following rules governing changes to the user security attributes associated with subjects acting on the behalf of users:

- **Applet selection is performed after a successful SELECT FILE command as described in [JCRE305]§4.**

Application note:

- The user is the applet and the subject is the S.PACKAGE. The subject security attribute "Context" shall hold the user security attribute "package AID".

### FMT\_MTD.1/JCRE Management of TSF data

**FMT\_MTD.1.1/JCRE** The TSF shall restrict the ability to **modify** the **list of registered applets' AIDs** to the **JCRE**.

Application Note:

- The installer and the Java Card RE manage other TSF data such as the applet life cycle or CAP files, but this management is implementation specific. Objects in the Java programming language may also try to query AIDs of installed applets through the lookupAID(...) API method.
- The installer, applet deletion manager or even the card manager may be granted the right to modify the list of registered applets' AIDs in specific implementations (possibly needed for installation and deletion; see #.DELETION and #.INSTALL).

### FMT\_MTD.3/JCRE Secure TSF data

**FMT\_MTD.3.1/JCRE** The TSF shall ensure that only secure values are accepted for **the AIDs of registered applets**.

#### 8.1.1.2 INSTG Security Functional Requirements

This group combines the SFRs related to the installation of the applets, which addresses security aspects outside the runtime. The installation of applets is a critical phase, which lies partially out of the boundaries of the firewall, and therefore requires specific treatment. In this ST, loading a package or installing an applet modeled as an importation of user data (that is, user application's data) with its security attributes (such as the parameters of the applet used in the firewall rules).

### FDP\_ITC.2/Installer Import of user data with security attributes

**FDP\_ITC.2.1/Installer** The TSF shall enforce the **PACKAGE LOADING information flow control SFP** when importing user data, controlled under the SFP, from outside of the TOE.

Application note:

- The most common importation of user data is package loading and applet installation on the behalf of the installer. Security attributes consist of the shareable flag of the class component, AID and version numbers of the package, maximal operand stack size and number of local variables for each method, and export and import components (accessibility).

**FDP\_ITC.2.2/Installer** The TSF shall use the security attributes associated with the imported user data.

**FDP\_ITC.2.3/Installer** The TSF shall ensure that the protocol used provides for the unambiguous association between the security attributes and the user data received.

Application note:

- The format of the CAP file is precisely defined in Sun's specification ([JCV305]); it contains the user data (like applet's code and data) and the security attribute altogether. Therefore there is no association to be carried out elsewhere.

**FDP\_ITC.2.4/Installer** The TSF shall ensure that interpretation of the security attributes of the imported user data is as intended by the source of the user data.

Application note:

- Each package contains a package Version attribute, which is a pair of major and minor version numbers ([JCVM305], §4.5). With the AID, it describes the package defined in the CAP file. When an export file is used during preparation of a CAP file, the versions numbers and AIDs indicated in the export file are recorded in the CAP files ([JCVM305], §4.5.2): the dependent packages Versions and AIDs attributes allow the retrieval of these identifications.. Implementation-dependent checks may occur on a case-by-case basis to indicate that package files are binary compatibles. However, package files do have "package Version Numbers" ([JCVM305]) used to indicate binary compatibility or incompatibility between successive implementations of a package, which obviously directly concern this requirement.

**FDP\_ITC.2.5/Installer** The TSF shall enforce the following rules when importing user data controlled under the SFP from outside the TOE:

**A package may depend on (import or use data from) other packages already installed. This dependency is explicitly stated in the loaded package in the form of a list of package AIDs. The loading is allowed only if, for each dependent package, its AID attribute is equal to a resident package AID attribute, the major (minor) Version attribute associated to the former is equal (less than or equal) to the major (minor) Version attribute associated to the latter ([JCVM305],§4.5.2).**

Application note:

- A package may depend on (import or use data from) other packages already installed. This dependency is explicitly stated in the loaded package in the form of a list of package AIDs.
- The intent of this rule is to ensure the binary compatibility of the package with those already on the card ([JCVM305], §4.4).
- The installation (the invocation of an applet's install method by the installer) is implementation dependent ([JCRE305], §11.2).
- Other rules governing the installation of an applet, that is, its registration to make it SELECTable by giving it a unique AID, are also implementation dependent (see, for example, [JCRE305], §11).

### FMT\_SMR.1/Installer Security roles

**FMT\_SMR.1.1/Installer** The TSF shall maintain the roles: **the installer**.

**FMT\_SMR.1.2/Installer** The TSF shall be able to associate users with roles.

### FPT\_FLS.1/Installer Failure with preservation of secure state

**FPT\_FLS.1.1/Installer** The TSF shall preserve a secure state when the following types of failures occur: **the installer fails to load/install a package/applet as described in [JCRE305] §11.1.4.**

Application Note:

The TOE may provide additional feedback information to the card manager in case of potential security violations (see FAU\_ARP.1).

### FPT\_RCV.3/Installer Automated recovery without undue loss

**FPT\_RCV.3.1/Installer** When automated recovery from **[none]** is not possible, the TSF shall enter a maintenance mode where the ability to return to a secure state is provided.

Application note:

- The TOE has no maintenance mode.

**FPT\_RCV.3.2/Installer** For **[Failure during applet loading, installation and deletion; sensitive data loading]**, the TSF shall ensure the return of the TOE to a secure state using automated procedures.

**FPT\_RCV.3.3/Installer** The functions provided by the TSF to recover from failure or service discontinuity shall ensure that the secure initial state is restored without exceeding **[none]** for loss of TSF data or objects under the control of the TSF.

**FPT\_RCV.3.4/Installer** The TSF shall provide the capability to determine the objects that were or were not capable of being recovered.

Application Note:

FPT\_RCV.3.1/Installer:

- This element is not within the scope of the Java Card specification, which only mandates the behavior of the Java Card System in good working order. Further details on the "maintenance mode" shall be provided in specific implementations. The following is an excerpt from [CC2], p296: In this maintenance mode normal operation might be impossible or severely restricted, as otherwise insecure situations might occur. Typically, only authorised users should be allowed access to this mode but the real details of who can access this mode is a function of FMT: Security management. If FMT: Security management does not put any controls on who can access this mode, then it may be acceptable to allow any user to restore the system if the TOE enters such a state. However, in practice, this is probably not desirable as the user restoring the system has an opportunity to configure the TOE in such a way as to violate the SFRs.

FPT\_RCV.3.2/Installer:

- Should the installer fail during loading/installation of a package/applet, it has to revert to a "consistent and secure state". The Java Card RE has some clean up duties as well; see [JCRE3], §11.1.5 for possible scenarios. Precise behavior is left to implementers. This component shall include among the listed failures the deletion of a package/applet. See ([JCRE3], 11.3.4) for possible scenarios. Precise behavior is left to implementers.
- Other events such as the unexpected tearing of the card, power loss, and so on, are partially handled by the underlying hardware platform (see [PP0084b]) and, from the TOE's side, by events "that clear transient objects" and transactional features. See FPT\_FLS.1.1, FDP\_RIP.1/TRANSIENT, FDP\_RIP.1/ABORT and FDP\_ROL.1/FIREWALL.

FPT\_RCV.3.3/Installer:

- The quantification is implementation dependent, but some facts can be recalled here. First, the SCP ensures the atomicity of updates for fields and objects, and a power-failure during a transaction or the normal runtime does not create the loss of otherwise-permanent data, in the sense that memory on a smart card is essentially persistent with this respect (EEPROM). Data stored on the RAM and subject to such failure is intended to have a limited lifetime anyway (runtime data on the stack, transient objects' contents). According to this, the loss of data within the TSF scope should be limited to the same restrictions of the transaction mechanism.

### 8.1.1.3 ADELG Security Functional Requirements

This group consists of the SFRs related to the deletion of applets and/or packages, enforcing the applet deletion manager (ADEL) policy on security aspects outside the runtime. Deletion is a critical phase and therefore requires specific treatment.

**FDP\_ACC.2/ADEL Complete access control**

**FDP\_ACC.2.1/ADEL** The TSF shall enforce the **ADEL access control SFP** on **S.ADEL, S.JCRE, S.JCVM, O.JAVAOBJECT, O.APPLET and O.CODE\_PKG** and all operations among subjects and objects covered by the SFP.

Refinement:

The operations involved in the policy are:

- OP.DELETE\_APPLET,
- OP.DELETE\_PCKG,
- OP.DELETE\_PCKG\_APPLET.

**FDP\_ACC.2.2/ADEL** The TSF shall ensure that all operations between any subject controlled by the TSF and any object controlled by the TSF are covered by an access control SFP.

**FDP\_ACF.1/ADEL Security attribute based access control**

**FDP\_ACF.1.1/ADEL** The TSF shall enforce the **ADEL access control SFP** to objects based on the following:

Subject/Object	Attributes
<b>S.JCVM</b>	<b>Active Applets</b>
<b>S.JCRE</b>	<b>Selected Applet Context, Registered Applets, Resident Packages</b>
<b>O.CODE_PKG</b>	<b>Package AID, Dependent Package AID, Static References</b>
<b>O.APPLET</b>	<b>Applet Selection Status</b>
<b>O.JAVAOBJECT</b>	<b>Owner, Remote</b>

**FDP\_ACF.1.2/ADEL** The TSF shall enforce the following rules to determine if an operation among controlled subjects and controlled objects is allowed:

In the context of this policy, an object O is reachable if and only if one of the following conditions holds:

- (1) the owner of O is a registered applet instance A (O is reachable from A),
- (2) a static field of a resident package P contains a reference to O (O is reachable from P),
- (3) there exists a valid remote reference to O (O is remote reachable), and
- (4) there exists an object O' that is reachable according to either (1) or (2) or (3) above and O' contains a reference to O (the reachability status of O is that of O').

The following access control rules determine when an operation among controlled subjects and objects is allowed by the policy:

**R.JAVA.14** ([JCRE305], §11.3.4.1, Applet Instance Deletion). The **S.ADEL** may perform **OP.DELETE\_APPLET** upon an **O.APPLET** only if,

- (1) **S.ADEL** is currently selected,
- (2) There is no instance in the context of **O.APPLET** that is active in any logical channel and
- (3) there is no **O.JAVAOBJECT** owned by **O.APPLET** such that either **O.JAVAOBJECT** is reachable from an applet instance distinct from **O.APPLET**, or **O.JAVAOBJECT** is reachable from a package P, or ([JCRE305], §8.5) **O.JAVAOBJECT** is remote reachable.

**R.JAVA.15** ([JCRE305], §11.3.4.1, Multiple Applet Instance Deletion). **S.ADEL** may perform **OP.DELETE\_APPLET** upon several **O.APPLET** only if,

- (1) **S.ADEL** is currently selected,
- (2) There is no instance in the context of **O.APPLET** that is active in any logical channel and

(3) there is no O.JAVAOBJECT owned by any of the O.APPLET being deleted such that either O.JAVAOBJECT is reachable from an applet instance distinct from any of those O.APPLET, or O.JAVAOBJECT is reachable from a package P, or ([JCRE305], §8.5) O.JAVAOBJECT is remote reachable.

R.JAVA.16 ([JCRE305], §11.3.4.2, Applet/Library Package Deletion). The S.ADEL may perform OP.DELETE\_PKG upon an O.CODE\_PKG only if,

- (1) S.ADEL is currently selected,
- (2) no reachable O.JAVAOBJECT, from a package distinct from O.CODE\_PKG that is an instance of a class that belongs to O.CODE\_PKG exists on the card and
- (3) there is no resident package on the card that depends on O.CODE\_PKG.

R.JAVA.17 ([JCRE305], §11.3.4.3, Applet Package and Contained Instances Deletion). S.ADEL may perform OP.DELETE\_PKG\_APPLET upon an O.CODE\_PKG only if,

- (1) S.ADEL is currently selected,
- (2) no reachable O.JAVAOBJECT, from a package distinct from O.CODE\_PKG, which is an instance of a class that belongs to O.CODE\_PKG exists on the card,
- (3) there is no package loaded on the card that depends on O.CODE\_PKG and
- (4) for every O.APPLET of those being deleted it holds that:
  - (i) There is no instance in the context of O.APPLET that is active in any logical channel and
  - (ii) there is no O.JAVAOBJECT owned by O.APPLET such that either O.JAVAOBJECT is reachable from an applet instance not being deleted, or O.JAVAOBJECT is reachable from a package not being deleted, or ([JCRE305],§8.5) O.JAVAOBJECT is remote reachable.

Application notes:

- This policy introduces the notion of reachability, which provides a general means to describe objects that are referenced from a certain applet instance or package.
- S.ADEL calls the "uninstall" method of the applet instance to be deleted, if implemented by the applet, to inform it of the deletion request. The order in which these calls and the dependencies checks are performed are out of the scope of this security target.

**FDP\_ACF.1.3/ADEL** The TSF shall explicitly authorize access of subjects to objects based on the following additional rules: **none**.

**FDP\_ACF.1.4/ADEL**] The TSF shall explicitly deny access of **any subject but the S.ADEL to O.CODE\_PKG or O.APPLET for the purpose of deleting it from the card.**

**FDP\_RIP.1/ADEL Subset residual information protection**

**FDP\_RIP.1.1/ADEL** The TSF shall ensure that any previous information content of a resource is made unavailable upon the **deallocation of the resource from** the following objects: **applet instances and/or packages when one of the deletion operations in FDP\_ACC.2.1/ADEL is performed on them.**

Application note:

- Deleted freed resources (both code and data) may be reused, depending on the way they were deleted (logically or physically). Requirements on de-allocation during applet/package deletion are described in [JCRE3], §11.3.4.2, §11.3.4.3 and §11.3.4.13. Requirements on de-allocation during applet/package deletion are described in [JCRE305], §11.3.4.1, §11.3.4.2 and §11.3.4.4.

### FMT\_MSA.1/ADEL Management of security attributes

**FMT\_MSA.1.1/ADEL** The TSF shall enforce the **ADEL access control SFP** to restrict the ability to **modify** the security attributes: **Registered Applets** and **Resident Packages** to the **Java Card RE (S.JCRE)**.

Application note:

The modification of the ActiveApplets security attribute should be performed in accordance with the rules given in [JCRE305], §4.

### FMT\_MSA.3/ADEL Static attribute initialization

**FMT\_MSA.3.1/ADEL** The TSF shall enforce the **ADEL access control SFP** to provide **restrictive** default values for security attributes that are used to enforce the SFP.

**FMT\_MSA.3.2/ADEL** The TSF shall allow the **following role(s): none**, to specify alternative initial values to override the default values when an object or information is created.

### FMT\_SMF.1/ADEL Specification of Management Functions

**FMT\_SMF.1.1/ADEL** The TSF shall be capable of performing the following management functions: **Modify the list of registered applets' AIDs and the Resident Packages**.

### FMT\_SMR.1/ADEL Security roles

**FMT\_SMR.1.1/ADEL** The TSF shall maintain the roles: **the applet deletion manager**.

**FMT\_SMR.1.2/ADEL** The TSF shall be able to associate users with roles.

### FPT\_FLS.1/ADEL Failure with preservation of secure state

**FPT\_FLS.1.1/ADEL** The TSF shall preserve a secure state when the following types of failures occur: **the applet deletion manager fails to delete a package/applet as described in [JCRE305], §11.3.4**.

Application note:

- The TOE may provide additional feedback information to the card manager in case of a potential security violation (see FAU\_ARP.1).
- The Package/applet instance deletion must be atomic. The "secure state" referred to in the requirement must comply with Java Card specification ([JCRE305], §11.3.4.)

#### 8.1.1.4 ODELG Security Functional Requirements

The following requirements concern the object deletion mechanism. This mechanism is triggered by the applet that owns the deleted objects by invoking a specific API method.

### FDP\_RIP.1/ODEL Subset residual information protection

**FDP\_RIP.1.1/ODEL** The TSF shall ensure that any previous information content of a resource is made unavailable upon the **deallocation of the resource from** the following objects: **the objects owned by the context of an applet instance which triggered the execution of the method `javacard.framework.JCSystem.requestObjectDeletion()`**.

Application Note:

- Freed data resources resulting from the invocation of the method `javacard.framework.JCSystem.requestObjectDeletion()` may be reused. Requirements on de-allocation after the invocation of the method are described in [JCAPI3].
- There is no conflict with FDP\_ROL.1 here because of the bounds on the rollback mechanism: the execution of `requestObjectDeletion()` is not in the scope of the rollback because it must be performed in between APDU command processing, and therefore no transaction can be in progress.

### FPT\_FLS.1/ODEL Failure with preservation of secure state

**FPT\_FLS.1.1/ODEL** The TSF shall preserve a secure state when the following types of failures occur: **the object deletion functions fail to delete all the unreferenced objects owned by the applet that requested the execution of the method.**

Application Note:

The TOE may provide additional feedback information to the card manager in case of potential security violation (see FAU\_ARP.1).

#### 8.1.1.5 CarG Security Functional Requirements

This group includes requirements for preventing the installation of packages that have not been bytecode verified, or that has been modified after bytecode verification.

### FCO\_NRO.2/CM Enforced proof of origin

**FCO\_NRO.2.1/CM** The TSF shall enforce the generation of evidence of origin for transmitted **application packages** at all times.

Application note:

Upon reception of a new application package for installation, the card manager shall first check that it actually comes from the verification authority. The verification authority is the entity responsible for bytecode verification.

**FCO\_NRO.2.2/CM [Editorially Refined]** The TSF shall be able to relate the **identity** of the originator of the information, and the **application package contained in** the information to which the evidence applies.

**FCO\_NRO.2.3/CM** The TSF shall provide a capability to verify the evidence of origin of information to **recipient** given **no limitation**.

Application note:

The exact limitations on the evidence of origin are implementation dependent. In most of the implementations, the card manager performs an immediate verification of the origin of the package using an electronic signature mechanism, and no evidence is kept on the card for future verifications.

### FDP\_IFC.2/CM Complete information flow control

**FDP\_IFC.2.1/CM** The TSF shall enforce the **PACKAGE LOADING information flow control SFP** on **S.INSTALLER, S.BCV, S.CAD, and I.APDU** and all operations that cause that information to flow to and from subjects covered by the SFP.

**FDP\_IFC.2.2/CM** The TSF shall ensure that all operations that cause any information in the TOE to flow to and from any subject in the TOE are covered by an information flow control SFP.

Application note:

- The subjects covered by this policy are those involved in the loading of an application package by the card through a potentially unsafe communication channel.
- The operations that make information to flow between the subjects are those enabling to send a message through and to receive a message from the communication channel linking the card to the outside world. It is assumed that any message sent through the channel as clear text can be read by the attacker. Moreover, the attacker may capture any message sent through the communication channel and send its own messages to the other subjects.
- The information controlled by the policy is the APDUs exchanged by the subjects through the communication channel linking the card and the CAD. Each of those messages contain part of an application package that is required to be loaded on the card, as well as any control information used by the subjects in the communication protocol.

**FDP\_1FF.1/CM Simple security attributes**

**FDP\_1FF.1.1/CM** The TSF shall enforce the **PACKAGE LOADING information flow control SFP** based on the following types of subject and information security attributes:

Subject / Information	Attribute	value
<b>User</b>	<b>role</b>	<b>Operator, Issuer</b>
<b>Applet</b>	<b>checked</b>	<b>Boolean</b>
<b>DAP Key</b>	<b>OK</b>	<b>Boolean</b>

**FDP\_IFF.1.2/CM** The TSF shall permit an information flow between a controlled subject and controlled information via a controlled operation if the following rules hold:

- The user with the security attribute role set to Operator or Issuer can load an applet.**
- Only applets with the security attribute Checked set to YES can be transferred.**

**FDP\_IFF.1.3/CM** The TSF shall enforce the **None**.

**FDP\_IFF.1.4/CM** The TSF shall explicitly authorize an information flow based on the following rules:

- The Issuer, behaving as the BCV, can load it through a secure channel, after having verified the applet.**
- The Issuer can load an applet with a DAP Key specifying that it has been verified by the BCV.**
- The Operator, having checked the applet can load it through a secure channel.**

**FDP\_IFF.1.5/CM** The TSF shall explicitly deny an information flow based on the following rules:

- The TOE fails to verify the integrity and authenticity evidences of the application package**
- An applet, not verified by a BCV cannot be loaded.**

Application Note:

**FDP\_IFF.1.1/CM:**

The security attributes used to enforce the PACKAGE LOADING SFP are implementation dependent. More precisely, they depend on the communication protocol enforced between the CAD and the card. For instance, some of the attributes that can be used are: (1) the keys used by the subjects to encrypt/decrypt their messages; (2) the number of pieces the application package has been split into in order to be sent to the card; (3) the ordinal of each piece in the decomposition of the package, etc. See for example Appendix D of [GP].

**FDP\_IFF.1.2/CM:**

The precise set of rules to be enforced by the function is implementation dependent. The whole exchange of messages shall verify at least the following two rules: (1) the subject S.INSTALLER shall accept a message only if it comes from the subject S.CAD; (2) the subject S.INSTALLER shall accept an application package only if it has received without modification and in the right order all the APDUs sent by the subject S.CAD.

**FDP\_IFF.1.5/CM:**

The verification of the integrity and authenticity evidences can be performed either during loading or during the first installation of an application of the package.

### **FDP\_UIT.1/CM Data exchange integrity**

**FDP\_UIT.1.1/CM** The TSF shall enforce the **PACKAGE LOADING information flow control SFP** to be able to **receive** user data in a manner protected from **modification, deletion, insertion, and replay** errors.

**FDP\_UIT.1.2/CM [Editorially Refined]** The TSF shall be able to determine on receipt of user data, whether **modification, deletion, insertion, replay of some of the pieces of the application sent by the CAD** has occurred.

Application note:

Modification errors should be understood as modification, substitution, unrecoverable ordering change of data and any other integrity error that may cause the application package to be installed on the card to be different from the one sent by the CAD.

### **FIA\_UAU.1/CM Timing of authentication**

**FIA\_UAU.1.1/CM** The TSF shall allow  
JCAPI with already installed applets  
APDUs for Applets

on behalf of the user to be performed before the user is authenticated.

Application note:

This authentication of the card manager is a strong authentication as soon as the TOE leaves the protected environment of audited facilities. For this purpose, keys are diversified.

**FIA\_UAU.1.2/CM** The TSF shall require each user to be successfully authenticated before allowing any other TSF-mediated actions on behalf of that user.

### FIA\_UID.1/CM Timing of identification

**FIA\_UID.1.1/CM** The TSF shall allow  
JCAPI with already installed applets  
APDUs for Applets

on behalf of the user to be performed before the user is identified.

**FIA\_UID.1.2/CM** The TSF shall require each user to be successfully identified before allowing any other TSF-mediated actions on behalf of that user.

Application Note:

The list of TSF-mediated actions is implementation-dependent, but package installation requires the user to be identified. Here by user is meant the one(s) that in the Security Target shall be associated to the role(s) defined in the component FMT\_SMR.1/CM.

### FMT\_MSA.1/CM Management of security attributes

**FMT\_MSA.1.1/CM** The TSF shall enforce the **PACKAGE LOADING information flow control SFP** to restrict the ability to **modify** the security attributes applet **AID** to **None**.

### FMT\_MSA.3/CM Static attribute initialization

**FMT\_MSA.3.1/CM** The TSF shall enforce the **PACKAGE LOADING information flow control SFP** to provide **restrictive** default values for security attributes that are used to enforce the SFP.

**FMT\_MSA.3.2/CM** The TSF shall allow **None** to specify alternative initial values to override the default values when an object or information is created.

### FMT\_SMF.1/CM Specification of Management Functions

**FMT\_SMF.1.1/CM** The TSF shall be capable of performing the following management functions: **The loading of the applet packages, with their AID by the Card Manager.**

### FMT\_SMR.1/CM Security roles

**FMT\_SMR.1.1/CM** The TSF shall maintain the roles **Card Manager**.

**FMT\_SMR.1.2/CM** The TSF shall be able to associate users with roles.

### **FTP\_ITC.1/CM Inter-TSF trusted channel**

**FTP\_ITC.1.1/CM** The TSF shall provide a communication channel between itself and another trusted IT product that is logically distinct from other communication channels and provides assured identification of its end points and protection of the channel data from modification or disclosure.

**FTP\_ITC.1.2/CM [Editorially Refined]** The TSF shall permit **the CAD placed in the card issuer secured environment** to initiate communication via the trusted channel.

**FTP\_ITC.1.3/CM** The TSF shall initiate communication via the trusted channel for **loading and installing a new application package on the card**.

Application note:

- There is no dynamic package loading on the Java Card platform. New packages can be loaded and installed on the card only on demand of the card issuer.

### **8.1.1.6 SCPG Security Functional Requirements**

This group contains the security requirements for the smart card platform, that is, operating system and chip that the Java Card System is implemented upon. The requirements are expressed in terms of security functional requirements from [CC2].

### **FPT\_TST.1/SCP TSF Testing**

**FPT\_TST.1.1/SCP** The TSF shall run a suite of **the following** self-tests **periodically during normal operation** to demonstrate the correct operation of **the IC: security mechanisms of the IC**.

**FPT\_TST.1.2/SCP** The TSF shall provide authorized users with the capability to verify the integrity of **Keys**.

**FPT\_TST.1.3/SCP** The TSF shall provide authorized users with the capability to verify the integrity of **Applets, user PIN, user Keys**.

Application note

The text of the SFR has been modified in [CC-2]. The modifications have no impact on the conformity with the Protection Profile as it just adds precisions on the perimeter of the self-tests.

### **FPT\_PHP.3/SCP Resistance to physical attacks**

**FPT\_PHP.3.1/SCP** The TSF shall resist **[physical manipulation and physical probing]** to the **[all TOE components implementing the TSF]** by responding automatically such that the SFRs are always enforced.

### **FPT\_RCV.4/SCP Function recovery**

**FPT\_RCV.4.1/SCP** The TSF shall ensure that **reading from and writing to static and objects' fields interrupted by power loss** have the property that the SF either completes successfully, or for the indicated failure scenarios, recovers to a consistent and secure state.

### 8.1.1.7 CMGR Group Security Functional Requirements

This group includes requirements for Card Manager.

#### **FDP\_ACC.1/CMGR Subset access control**

**FDP\_ACC.1.1/CMGR** The TSF shall enforce the **CARD CONTENT MANAGEMENT access control SFP** on loading of java code and keys by the Operator.

#### **FDP\_ACF.1/CMGR Security attribute based access control**

**FDP\_ACF.1.1/CMGR** The TSF shall enforce the **CARD CONTENT MANAGEMENT access control SFP** to objects based on the following:

**Subjects: Byte Code Verifier, Operator, Issuer, Card Manager**

**Objects: applets and keys**

**Security Attributes: DAP for applets; type and KEK for keys.**

**FDP\_ACF.1.2/CMGR** The TSF shall enforce the following rules to determine if an operation among controlled subjects and controlled objects is allowed:

**The Card Manager loads applets into the card on behalf of the Byte Code Verifier.**

**The Card Manager extradites applets in the card on behalf of the Operator.**

**The Card Manager locks the loading of applets on the card on behalf of the Issuer.**

**The Card Manager loads GP keys into the cards on behalf of the Operator.**

**FDP\_ACF.1.3/CMGR** The TSF shall explicitly authorize access of subjects to objects based on the following additional rules: **none**.

**FDP\_ACF.1.4/CMGR** The TSF shall explicitly deny access of subjects to objects based on the following additional rules: **Only Java packages can be loaded or deleted.**

#### **FMT\_MSA.1/CMGR Management of security attributes**

**FMT\_MSA.1.1/CMGR** The TSF shall enforce the **CARD CONTENT MANAGEMENT access control SFP** to restrict the ability to **modify** the security attributes **code category** to **none**.

#### **FMT\_MSA.3/CMGR Static attribute initialization**

**FMT\_MSA.3.1/CMGR** The TSF shall enforce the **CARD CONTENT MANAGEMENT access control SFP** to provide **restrictive** default values for security attributes that are used to enforce the SFP.

**FMT\_MSA.3.2/CMGR** The TSF shall allow the **none** to specify alternative initial values to override the default values when an object or information is created.

**8.1.1.8 ASFR Group Security Functional Requirements**

This group includes specific requirements for the TOE.

**FPT\_FLS.1/SpecificAPI Failure with preservation of secure state**

**FPT\_FLS.1.1/SpecificAPI** The TSF shall preserve a secure state when the following types of failures occur: **the application fails to perform a specific execution flow control protected by the Specific API.**

**FPT\_ITT.1/SpecificAPI Basic internal TSF data transfer protection**

**FPT\_ITT.1.1/SpecificAPI** The TSF shall protect TSF data from **disclosure and modification** when it is transmitted between separate parts of the TOE.

**FPR\_UNO.1/SpecificAPI Unobservability**

**FPR\_UNO.1.1/SpecificAPI** The TSF shall ensure that **external attacker** are unable to observe the operation **as sensitive comparison or copy** on **sensitive objects defined by the application using the Specific API.**

**Random Numbers**

The TOE generates random numbers. To define the IT security functional requirements of the TOE an additional family (FCS\_RNG) of the Class FCS (cryptographic support) is defined in chapter 8.1. This family FCS\_RNG Generation of random numbers describes the functional requirements for random number generation used for cryptographic purposes.

The TOE shall meet the requirement “Quality metric for random numbers (FCS\_RNG.1)” as specified below (Common Criteria Part 2 extended).

**FCS\_RNG.1 Random number generation**

Hierarchical to: No other components.

Dependencies: No dependencies.

**FCS\_RNG.1.1** The TSF shall provide a **hybrid deterministic** random number generator that implements **DRG.4 [AIS31]:**

**(DRG.4.1) The internal state of the RNG shall use PTRNG of class PTG.2 as random source.**

**(DRG.4.2) The RNG provides forward secrecy.**

**(DRG.4.3) The RNG provides backward secrecy even if the current internal state is known.**

**(DRG.4.4) The RNG provides enhanced forward secrecy after calling the re-seed function that acts as a refreshing done at each random generation.**

**(DRG.4.5) The internal state of the RNG is seeded by an internal entropy source, PTRNG of class PTG.2.**

**FCS\_RNG.1.2** The TSF shall provide **octets of bits** that meet:

**RGS [PG-083] and [AIS31] DRG3 & DRG4.**

**(DRG.4.6) The RNG generates output for which  $2^{35}$  strings of bit length 128 are mutually different with probability equal to  $(1 - 1/2^{58})$ .**

**(DRG.4.7) Statistical test suites cannot practically distinguish the random numbers from output sequences of an ideal RNG. The random numbers must pass test procedure A.**

Application Note

The text of the SFR has been modified in [CC-2]. The modifications have no impact on the conformity with the Protection Profile.

**8.1.2 Security Functional Requirements from PACE Module**

This section on security functional requirements for the TOE PACE module is divided into sub-section following the main security functionalities.

Operations in this section are in underline font when the SFR's operation is already present in [PP\_PACE], and in bold font when the operation is done in this ST. When the SFR is refined or assigned in the [PP\_PACE] and additionally refined or assigned in this ST then the font is bold and underline.

▪ **Class FCS Cryptographic Support**

The TOE shall meet the requirement “Cryptographic key generation (FCS\_CKM.1)” as specified below (Common Criteria Part 2). The iterations are caused by different cryptographic key generation algorithms to be implemented and key to be generated by the TOE.

**FCS\_CKM.1/DH\_PACE Cryptographic key generation – Diffie-Hellman for PACE session keys**

Hierarchical to: No other components.

Dependencies: [FCS\_CKM.2 Cryptographic key distribution, or FCS\_CKM.5 Cryptographic key derivation, or FCS\_COP.1 Cryptographic operation]: fulfilled by **FCS\_COP.1/PACE\_ENC**, **FCS\_COP.1/PACE\_MAC** and ~~FCS\_COP.1/PACE\_CAM~~ [FCS\_RBG.1 Random bit generation, or FCS\_RNG.1 Generation of random numbers]: fulfilled by FCS\_RNG.1/PACE FCS\_CKM.6 Timing and event of cryptographic key destruction: fulfilled by FCS\_CMK.6/PACE.

FCS\_CKM.1.1 /DH\_PACE The TSF shall generate cryptographic keys in accordance with a specified cryptographic key generation algorithm [selection: *Diffie-Hellman-Protocol compliant to ECDH compliant to [TR-03111]*] and specified cryptographic key sizes **Table 10 column Key size** bit that meet the following: [ICAO-TR-SAC].

Key Usage	algorithm	Key size
/SKPICC	<b>ECDH Key Agreement Algorithm – [IEEE-P1363]</b>	<b>160, 192, 224, 256, 320, 384, 512, and 521 bits</b>
/TDESsession-ECDH	<b>ECDH Key Agreement Algorithm – 160, 192, 224, 256, 320, 384, 512, and 521 bits</b>	<b>112 bits</b>
/AESsession-ECDH	<b>ECDH Key Agreement Algorithm – 160, 192, 224, 256, 320, 384, 512, and 521 bits</b>	<b>128, 192, 256</b>

*Table 10: FCS\_CKM.1/DH\_PACE iteration explanation*

**FCS\_CKM.1/PERSO Cryptographic key generation for Session keys**

Hierarchical to: No other components

Dependencies: [FCS\_CKM.2 Cryptographic key distribution, or FCS\_CKM.5 Cryptographic key derivation, or FCS\_COP.1 Cryptographic operation]: fulfilled by FCS\_COP.1/PERSO [FCS\_RBG.1 Random bit generation, or FCS\_RNG.1 Generation of random numbers]: fulfilled by FCS\_RNG.1/PACE  
FCS\_CKM.6 Timing and event of cryptographic key destruction: fulfilled by FCS\_CMK.6/PACE.

FCS\_CKM.1.1 /PERSO The TSF shall generate cryptographic keys in accordance with a specified cryptographic key generation algorithm [assignment: cryptographic key generation algorithm] and specified cryptographic key sizes [assignment: cryptographic key sizes] that meet the following: [assignment: list of standards].

Key Usage	algorithm	Key size	standard
/TDES	<b>TDES ISK key derivation</b>	<b>112 bits</b>	<b>[ICAO-9303] normative appendix 5</b>
/GP	<b>GP session keys</b>	<b>112, 128 bits (and 192 &amp; 256 bits for SCP03)</b>	<b>[GP211] SCP01, SCP02, or SCP03</b>

**Table 11: FCS\_CKM.1/PERSO iteration explanation**

The TOE shall meet the requirement “Timing and event of cryptographic key destruction (FCS\_CKM.6)” as specified below (Common Criteria Part 2).

**FCS\_CKM.6/PACE Timing and event of cryptographic key destruction**

Hierarchical to: No other components

Dependencies: [FDP\_ITC.1 Import of user data without security attributes, or FDP\_ITC.2 Import of user data with security attributes, or FCS\_CKM.1 Cryptographic key generation]: fulfilled by **FCS\_CKM.1/DH\_PACE** and **FCS\_CKM.1/PERSO**.

FCS\_CKM.6.1/ PACE The TSF shall destroy list of keys in **Table 12: PACE keys destruction Keys name column** when **Table 12: PACE keys destruction Destruction circumstances column**:

Keys name	Mechanism	Destruction circumstances
$K_{\pi}$	Nonce ciphering (PACE)	Not destroyed
$SK_{map,c}$	Nonce transformation (PACE GM)	When no longer needed
$PK_{map,c}$	Nonce transformation (PACE GM)	When no longer needed
$PK_{map,t}$	Nonce transformation (PACE GM)	When no longer needed
$SK_{dh,c}$	PACE keys exchange	When no longer needed
$PK_{dh,c}$	PACE keys exchange	When no longer needed
$PK_{dh,t}$	PACE keys exchange	When no longer needed

**Table 12: PACE keys destruction**

FCS\_CKM.6.2/ PACE The TSF shall destroy cryptographic keys in accordance with a specified cryptographic key destruction method **Secure erasing of the value by overwriting the data with random numbers** that meets the following: **None**.

Application note:

This SFR replaces FCS\_CKM.4 as required by [CC-2]. The modifications are addition of information and have no impact on the conformity with the Protection Profile.

**FCS\_COP.1/PACE\_ENC Cryptographic operation – Encryption / Decryption AES / 3DES**

Hierarchical to: No other components.

Dependencies: [FDP\_ITC.1 Import of user data without security attributes, or FDP\_ITC.2 Import of user data with security attributes, or FCS\_CKM.1 Cryptographic key generation, or **FCS\_CKM.5 Cryptographic key derivation**]: fulfilled by **FCS\_CKM.1/DH\_PACE**  
**FCS\_CKM.6 Timing and event of cryptographic key destruction: fulfilled by FCS\_CKM.6/PACE.**

FCS\_COP.1.1 /PACE\_ENC The TSF shall perform secure messaging – encryption and decryption in accordance with a specified cryptographic algorithm **Table 13 algorithm** and cryptographic key sizes **Table 13 Key size** that meet the following: **Table 13 list of standards.**

Algorithm type	algorithm	Key size	List of standards
/ENC_TDES	<b>TDES in CBC mode</b>	<b>112 bits</b>	<b>ISO 10116</b>
/ENC_AES	<b>AES in CBC mode</b>	<b>128, 192, 256</b>	<b>ISO 10116</b>

*Table 13: FCS\_COP.1/PACE\_ENC iteration explanation*

**FCS\_COP.1/PACE\_MAC Cryptographic operation – MAC**

Hierarchical to: No other components.

Dependencies: [FDP\_ITC.1 Import of user data without security attributes, or FDP\_ITC.2 Import of user data with security attributes, or FCS\_CKM.1 Cryptographic key generation, or **FCS\_CKM.5 Cryptographic key derivation**]: fulfilled by **FCS\_CKM.1/DH\_PACE**  
**FCS\_CKM.6 Timing and event of cryptographic key destruction: fulfilled by FCS\_CKM.6/PACE.**

FCS\_COP.1.1 /PACE\_MAC The TSF shall perform secure messaging – message authentication code in accordance with a specified cryptographic algorithm **Table 14 algorithm** and cryptographic key sizes **Table 14 Key size** that meet the following: compliant to [ICAO-TR-SAC].

Algorithm explanation	algorithm	Key size	List of standards
/MAC_TDES	<b>TDES Retail MAC</b>	<b>112 bits</b>	<b>ISO 9797-1</b>
/MAC_AES	<b>AES CMAC</b>	<b>128, 192, 256</b>	<b>[NIST-800-38B]</b>

*Table 14: FCS\_COP.1/PACE\_MAC iteration explanation*

~~**FCS\_COP.1/PACE\_CAM Cryptographic operation – Modular Multiplication**~~

~~Hierarchical to: No other components.~~

~~Dependencies: [FCS\_CKM.1 Cryptographic key generation]: fulfilled by FCS\_CKM.1/DH\_PACE  
FCS\_CKM.6 Cryptographic key destruction: fulfilled by FCS\_CKM.6/PACE.~~

~~FCS\_COP.1.4  
/PACE\_CAM~~      ~~The TSF shall perform modular multiplication with specify cryptography algorithm and cryptographic key sizes as in Table 12 Key size that meet the following: compliant to: [TR03110-1].~~

Algorithm type	algorithm	Key size
<del>/CAM_ECDH</del>	<del>ECC</del>	<del>160, 192, 224, 256, 320, 384, 512, 524</del>

~~Table 15: FCS\_COP.1/PACE\_CAM iteration explanation~~

**FCS\_COP.1/PERSO Cryptographic operation – Symmetric encryption, decryption, and MAC during manufacturing**

Hierarchical to: No other components.

Dependencies: [FDP\_ITC.1 Import of user data without security attributes, or FDP\_ITC.2 Import of user data with security attributes, or FCS\_CKM.1 Cryptographic key generation, or **FCS\_CKM.5 Cryptographic key derivation**]: fulfilled by **FCS\_CKM.1/PERSO**.  
**FCS\_CKM.6** Timing and event of cryptographic key destruction: fulfilled by **FCS\_CKM.6/PACE**.

FCS\_COP.1.1  
/PERSO      The TSF shall perform **symmetric encryption and decryption** in accordance with a specified cryptographic algorithm **Triple-DES, AES** and cryptographic key sizes **112 bits** that meet the following: **FIPS 46-3**.

Algorithm type	algorithm	Key size	List of standards
/ENC_TDES	<b>TDES encryption and decryption</b>	<b>112 bits</b>	<b>[SP 800-67]</b>
/ENC_AES	<b>AES encryption and decryption</b>	<b>128, 192, 256</b>	<b>[FIPS 197]</b>
/MAC_TDES	<b>TDES Retail MAC</b>	<b>112 bits</b>	<b>ISO 9797-1</b>
/MAC_AES	<b>AES CMAC</b>	<b>128, 192, 256</b>	<b>[NIST-800-38B]</b>

Table 16: FCS\_COP.1/ PERSO iteration explanation

**FCS\_RNG.1/PACE Quality metric for random numbers**

Hierarchical to: No other components

Dependencies: No dependencies

FCS\_RNG.1.1  
/PACE      The TSF shall provide a **hybrid deterministic** random number generator that implements **DRG.4 [AIS31]**:  
**(DRG.4.1)** The internal state of the RNG shall use PTRNG of class PTG.2 as random source.  
**(DRG.4.2)** The RNG provides forward secrecy.

(DRG.4.3) The RNG provides backward secrecy even if the current internal state is known.

(DRG.4.4) The RNG provides enhanced forward secrecy after calling the re-seed function that acts as a refreshing done at each random generation.

(DRG.4.5) The internal state of the RNG is seeded by an internal entropy source, PTRNG of class PTG.2

FCS\_RNG.1.2  
/PACE

The TSF shall provide **octets of bits** that meet:

**RGS [PG-083] and [AIS31] DRG3 & DRG4.**

(DRG.4.6) The RNG generates output for which  $2^{35}$  strings of bit length 128 are mutually different with probability equal to  $(1 - 1/2^{58})$ .

(DRG.4.7) Statistical test suites cannot practically distinguish the random numbers from output sequences of an ideal RNG. The random numbers must pass test procedure A.

**Application note:** This SFR requires the TOE to generate random numbers used for the authentication protocols as required by FIA\_UAU.4.

Regarding the structure of this SFR, even if it is related to the PACE component, the structure comes from [PP-JCS-Open].

Application Note

The text of the SFR has been modified in [CC-2]. The modifications have no impact on the conformity with the Protection Profile.

▪ **Class FIA Identification and Authentication**

Table 17 provides an overview on the authentication mechanisms used.

Name	SFR for the TOE
Authentication Mechanism for Pre-personalisation Agents	<b>FIA_UAU.1/PERSO</b> <b>FIA_AFL.1/PERSO</b>
Authentication Mechanism for Personalisation Agents	<b>FIA_UAU.4/PACE</b>
<i>PACE protocol</i>	<b>FIA_UAU.1/PACE</b> <b>FIA_UAU.5/PACE</b> <b>FIA_AFL.1/PACE</b>

**Table 17: Overview on authentication SFR**

**FIA\_AFL.1/PERSO Authentication failure handling during pre-personalization and personalization phases**

Hierarchical to: No other components.

Dependencies: FIA\_UAU.1 Timing of authentication: fulfilled by **FIA\_UAU.1/PERSO**

FIA\_AFL.1.1 /Perso The TSF shall detect when **[Number in Table 18]** unsuccessful authentication attempts occurs related to **authentication attempts [defined in Table 18]**.

FIA\_AFL.1.2 /Perso When the defined number of unsuccessful authentication attempts have been **met**, the TSF shall [Actions in Table 18].

Auth type	Number	Actions	Authentication attempts from
GP	3	Block GP authentication.	GP Authentication key

*Table 18: FIA\_AFL.1/PERSO refinements*

**FIA\_AFL.1/PACE Authentication failure handling – PACE authentication using non-blocking authorisation data**

Hierarchical to: No other components.

Dependencies: FIA\_UAU.1 Timing of authentication: fulfilled by **FIA\_UAU.1/PACE**

FIA\_AFL.1.1 /PACE The TSF shall detect when [Number in Table 19] unsuccessful authentication attempt occurs related to authentication attempts using the PACE password as shared password.

FIA\_AFL.1.2 /PACE When the defined number of unsuccessful authentication attempts has been met, the TSF shall [Actions in Table 19].

Password	Number	Actions
MRZ, CAN	1	Exponentially increase time delay before new authentication attempt is possible.
PIN	3	Block PIN.

*Table 19: FIA\_AFL.1/PACE refinements*

**FIA\_UID.1/PERSO Timing of identification**

Hierarchical to: No other components.

Dependencies: No dependencies.

FIA\_UID.1.1 /PERSO The TSF shall allow  
**1. to establish a communication channel,**  
**2. to carry out the mutual authentication Protocol according to [GP]**  
on behalf of the user to be performed before the user is identified.

FIA\_UID.1.2 /PERSO The TSF shall require each user to be successfully identified before allowing any other TSF-mediated actions on behalf of that user.

**FIA\_UAU.1/PERSO Timing of authentication**

Hierarchical to: No other components.

Dependencies: FIA\_UID.1 Timing of identification: fulfilled by **FIA\_UID.1/PERSO**

FIA\_UAU.1.1 /PERSO The TSF shall allow  
**1. to establish a communication channel,**  
**2. to carry out the mutual authentication Protocol according to [GP]**  
on behalf of the user to be performed before the user is authenticated.

FIA\_UAU.1.2  
/PERSO

The TSF shall require each user to be successfully authenticated before allowing any other TSF-mediated actions on behalf of that user.

Application note:

- FIA\_AFL.1/PERSO, FIA\_UID.1/PERSO, and FIA\_UID.1/PERSO are extensions to [PP\_PACE], in order to deal with identification and authentication in pre-personalisation and personalisation phases.

### FIA\_UID.1/PACE Timing of identification

Hierarchical to: No other components

Dependencies: No dependencies

FIA\_UID.1.1  
/PACE

The TSF shall allow

1. to establish the communication channel,
2. carrying out the PACE Protocol according to [ICAO-TR-SAC],
3. to read the Initialization Data if it is not disabled by TSF according to FMT\_MTD.1/INI\_DIS
4. to identify themselves by selection of the authentication key.

on behalf of the user to be performed before the user is authenticated.

FIA\_UID.1.2  
/PACE

The TSF shall require each user to be successfully identified before allowing any other TSF-mediated actions on behalf of that user.

### FIA\_UAU.1/PACE Timing of authentication

Hierarchical to: No other components

Dependencies: FIA\_UID.1 Timing of identification: fulfilled by  
**FIA\_UID.1/PACE.**

FIA\_UAU.1.1  
/PACE

The TSF shall allow

1. to establish the communication channel,
2. carrying out the PACE Protocol according to [ICAO-TR-SAC],
3. to read the Initialization Data if it is not disabled by TSF according to FMT\_MTD.1/INI\_DIS
4. to identify themselves by selection of the authentication key.

on behalf of the user to be performed before the user is authenticated.

FIA\_UAU.1.2  
/PACE

The TSF shall require each user to be successfully authenticated before allowing any other TSF-mediated actions on behalf of that user.

### FIA\_UAU.4/PACE Single-use authentication mechanisms - Single-use authentication of the Terminal by the TOE

Hierarchical to: No other components

Dependencies: No dependencies

FIA\_UAU.4.1  
/PACE

The TSF shall prevent reuse of authentication data related to

1. PACE Protocol according to [ICAO-TR-SAC],

2. Authentication Mechanism based on Triple-DES, AES

**Application note:** For the PACE protocol, the TOE randomly selects a nonce  $s$  of 128 bits length being (almost) uniformly distributed.

**FIA\_UAU.5/PACE Multiple authentication mechanisms**

Hierarchical to: No other components

Dependencies: No dependencies

FIA\_UAU.5.1 /PACE The TSF shall provide

1. PACE Protocol according to [ICAO-TR-SAC].
2. Secure messaging in MAC-ENC according to [ICAO-TR-SAC].
3. Symmetric Authentication Mechanism based on Triple-DES, AES to support user authentication.

FIA\_UAU.5.2 /PACE The TSF shall authenticate any user's claimed identity according to the following rules:

1. **TOE accepts the authentication attempt as Pre-personalization Agent by the Symmetric Authentication Mechanism with the Pre-personalization Agent Key.**
2. Having successfully run the PACE protocol the TOE accepts only received commands with correct message authentication code sent by means of secure messaging with the key agreed with the terminal by means of the PACE protocol.
3. The TOE accepts the authentication attempt as Personalization Agent by the Symmetric Authentication Mechanism with Personalization Agent Key.

**FIA\_UAU.6/PACE Re-authenticating – Re-authenticating of Terminal by the TOE**

Hierarchical to: No other components

Dependencies: No dependencies

FIA\_UAU.6.1 /PACE The TSF shall re-authenticate the user under the conditions each command sent to the TOE after successful run of the PACE Protocol shall be verified as being sent by the PACE terminal.

▪ **Class FDP User Data Protection**

The TOE shall meet the requirement “Subset access control (FDP\_ACC.1)” as specified below (Common Criteria Part 2).

**FDP\_RIP.1/PACE Subset residual information protection**

Hierarchical to: No other components.

Dependencies: No dependencies.

FDP\_RIP.1.1 /PACE The TSF shall ensure that any previous information content of a resource is made unavailable upon the **deallocation of the resource from** the following objects:

1. Session Keys (immediately after closing related communication session).

2. ephemeral private key ephem - SK<sub>PICC</sub>- PACE (by having generated a DH shared secret K as defined in [ICAO TR]).

▪ **Class FTP Trusted Path/Channels**

**FTP\_ITC.1/PACE Inter-TSF trusted channel after PACE**

Hierarchical to: No other components.  
Dependencies: No dependencies.

FTP\_ITC.1.1 /PACE The TSF shall provide a communication channel between itself and another trusted IT product that is logically distinct from other communication channels and provides assured identification of its end points and protection of the channel data from modification or disclosure.

FTP\_ITC.1.2 /PACE The TSF shall permit another trusted IT product to initiate communication via the trusted channel.

FTP\_ITC.1.3 /PACE The TSF shall **enforce** communication via the trusted channel for any data exchange between the TOE and the Terminal.

▪ **Class FMT Security Management**

**Application note:** The SFR FMT\_SMF.1 and FMT\_SMR.1 provide basic requirements to the management of the TSF data.

The TOE shall meet the requirement “Specification of Management Functions (FMT\_SMF.1)” as specified below (Common Criteria Part 2).

**FMT\_SMF.1/PACE Specification of Management Functions**

Hierarchical to: No other components  
Dependencies: No dependencies

FMT\_SMF.1.1 /PACE The TSF shall be capable of performing the following management functions:  
1. Configuration.

**FMT\_SMF.1/PERSO Specification of Management Functions**

Hierarchical to: No other components  
Dependencies: No dependencies

FMT\_SMF.1.1 /PERSO The TSF shall be capable of performing the following management functions:  
2. Initialization,  
3. Pre-personalization,  
4. Personalization.

The TOE shall meet the requirement “Security roles (FMT\_SMR.1)” as specified below (Common Criteria Part 2).

**FMT\_SMR.1/PACE Security roles**

Hierarchical to: No other components  
Dependencies: FIA\_UID.1 Timing of identification fulfilled by  
**FIA\_UID.1/PACE.**

FMT\_SMR.1.1 The TSF shall maintain the roles  
/PACE  
1. Terminal,  
2. PACE authenticated BIS-PACE

FMT\_SMR.1.2 The TSF shall be able to associate users with roles.  
/PACE

**FMT\_SMR.1/PERSO Security roles**

Hierarchical to: No other components  
Dependencies: FIA\_UID.1 Timing of identification fulfilled by  
**FIA\_UID.1/PERSO.**

FMT\_SMR.1.1 The TSF shall maintain the roles  
/PERSO  
3. Manufacturer,  
4. Personalization Agent,

FMT\_SMR.1.2 The TSF shall be able to associate users with roles.  
/PERSO

The TOE shall meet the requirement “Limited capabilities (FMT\_LIM.1)” as specified below (Common Criteria Part 2 extended).

**FMT\_LIM.1/PERSO Limited capabilities**

Hierarchical to: No other components  
Dependencies: FMT\_LIM.2 Limited availability: fulfilled by  
**FMT\_LIM.2/PERSO.**

FMT\_LIM.1.1 The TSF shall limit its capabilities so that in conjunction with “Limited availability  
/PERSO (FMT\_LIM.2)” the following policy is enforced:  
**Deploying test features after TOE delivery do not allow**  
**1. User Data to be manipulated and disclosed,**  
**2. TSF data to be manipulated or disclosed,**  
**3. software to be reconstructed,**  
**4. substantial information about construction of TSF to be gathered which may enable other attacks.**

The TOE shall meet the requirement “Limited availability (FMT\_LIM.2)” as specified below (Common Criteria Part 2 extended).

Application Note: This SFR is defined in [CC-2]. The text is different from the one defined in the Protection Profile but the modifications have minor impact.

### FMT\_LIM.2/PERSO Limited availability

Hierarchical to: No other components  
Dependencies: FMT\_LIM.1 Limited capabilities: fulfilled by  
**FMT\_LIM.1/PERSO.**

FMT\_LIM.2.1 /PERSO The TSF shall be designed in a manner that limits its availability so that in conjunction with “Limited capabilities (FMT\_LIM.1)” the following policy is enforced:

#### Deploying Test Features after TOE Delivery does not allow

1. User Data to be manipulated and disclosed,
2. TSF data to be manipulated or disclosed,
3. software to be reconstructed,
4. substantial information about construction of TSF to be gathered which may enable other attacks

**Application note:** The term “software” in item 3 of FMT\_LIM.1.1 and FMT\_LIM.2.1 refers to both IC Dedicated and IC Embedded Software.

Application Note: This SFR is defined in [CC-2]. The text is different from the one defined in the Protection Profile but the modifications have minor impact.

The TOE shall meet the requirement “Management of TSF data (FMT\_MTD.1)” as specified below (Common Criteria Part 2). The iterations address different management functions and different TSF data.

### FMT\_MTD.1/INI\_ENA Management of TSF data – Writing of Initialization Data and Pre-personalization Data

Hierarchical to: No other components  
Dependencies: FMT\_SMF.1 Specification of management functions: fulfilled by **FMT\_SMF.1/PERSO**  
FMT\_SMR.1 Security roles: fulfilled by **FMT\_SMR.1/PERSO.**

FMT\_MTD.1.1/ INI\_ENA The TSF shall restrict the ability to write the Initialization Data and Pre-personalization Data to the Manufacturer.

**Application note:** The pre-personalization Data includes but is not limited to the authentication reference data for the Personalization Agent which is the symmetric cryptographic Personalization Agent Key.

### FMT\_MTD.1/INI\_DIS Management of TSF data – Disabling of Read Access to Initialization Data and Pre-personalization Data

Hierarchical to: No other components  
Dependencies: FMT\_SMF.1 Specification of management functions: fulfilled by **FMT\_SMF.1/PERSO**  
FMT\_SMR.1 Security roles: fulfilled by **FMT\_SMR.1/PERSO.**

FMT\_MTD.1.1/ INI\_DIS The TSF shall restrict the ability to read out the Initialisation Data and the Pre-personalisation Data to the Personalisation Agent

### FMT\_MTD.1/KEY\_READ Management of TSF data – Key Read

Hierarchical to: No other components  
Dependencies: FMT\_SMF.1 Specification of management functions: fulfilled by **FMT\_SMF.1/PERSO**

FMT\_SMR.1 Security roles: fulfilled by FMT\_SMR.1/PERSO.

FMT\_MTD.1.1/ The TSF shall restrict the ability to read the PACE passwords to none.  
KEY\_READ

▪ **Class FPT Protection of the Security Functions**

The TOE shall prevent inherent and forced illicit information leakage for User Data and TSF Data. The security functional requirement FPT\_EMS.1 addresses the inherent leakage. With respect to the forced leakage they have to be considered in combination with the security functional requirements “Failure with preservation of secure state (FPT\_FLS.1)” and “TSF testing (FPT\_TST.1)” on the one hand and “Resistance to physical attack (FPT\_PHP.3)” on the other. The SFRs “Limited capabilities (FMT\_LIM.1)”, “Limited availability (FMT\_LIM.2)” and “Resistance to physical attack (FPT\_PHP.3)” together with the SAR “Security architecture description” (ADV\_ARC.1) prevent bypassing, deactivation and manipulation of the security features or misuse of TOE functions.

The TOE shall meet the requirement “TOE Emanation (FPT\_EMS.1)” as specified below (Common Criteria Part 2 extended):

**FPT\_EMS.1 TOE Emanation**

Hierarchical to: No other components

Dependencies: No dependencies.

FPT\_EMS.1.1 The TSF shall ensure that the TOE does not emit emissions over its attack surface in such amount that these emissions enable access to TSF data and user data as specified in **Table 20**:

Emissions	Attack surface	TSF data	User data
Electromagnetic and current emissions	Travel document's contactless/contact interface and circuits contacts	None	1. PACE session keys (PACE-K MAC, PACE-KEnc), 2. the ephemeral private key ephem - SK PICC- PACE, 3. Personalization Agent Key(s) 4. Applicative keys and sensitive data

**Table 20: FPT\_EMS.1 data to protect from emissions**

Application Note: This SFR is defined in [CC-2]. The text is different from the one defined in the Protection Profile but the modifications have minor impact.

**Application note:** The TOE shall prevent attacks against the listed secret data where the attack is based on external observable physical phenomena of the TOE. Such attacks may be observable at the interfaces of the TOE or may be originated from internal operation of the TOE or may be caused by an attacker that varies the physical environment under which the TOE operates. The set of measurable physical phenomena is influenced by the technology employed to implement the smart card. The travel document's chip has to provide a smart card contactless interface, but may have also (not used by the terminal, but maybe by an attacker) sensitive contacts according to ISO/IEC 7816-2 as well. Examples of measurable phenomena include, but are not limited to variations in the power consumption, the timing of signals and the electromagnetic radiation due to internal operations or data transmissions.

The following security functional requirements address the protection against forced illicit information leakage including physical manipulation.

**FPT\_FLS.1 Failure with preservation of secure state**

Hierarchical to: No other components  
Dependencies: No dependencies.

FPT\_FLS.1.1 The TSF shall preserve a secure state when the following types of failures occur:

1. Exposure to operating conditions causing a TOE malfunction,
2. failure detected by TSF according to FPT\_TST.1.

The TOE shall meet the requirement “TSF testing (FPT\_TST.1)” as specified below (Common Criteria Part 2).

**FPT\_TST.1 TSF testing**

Hierarchical to: No other components  
Dependencies: No dependencies.

FPT\_TST.1.1 The TSF shall run a suite of **the following** self-tests [see **Table 21: conditions triggering tests**] to demonstrate the correct operation of the TSF: **see Table 21: Description of the self-test.**

FPT\_TST.1.2 The TSF shall provide authorised users with the capability to verify the integrity of TSF data.

FPT\_TST.1.3 The TSF shall provide authorised users with the capability to verify the integrity of stored TSF executable code.

Conditions under which self-test should occur	Description of the self-test
<b>During initial start-up</b>	<b>RNG live test, sensor test, FA detection, Integrity Check of NVM ES</b>
<b>Periodically</b>	<b>RNG monitoring, FA detection</b>
<b>After cryptographic computation</b>	<b>FA detection</b>
<b>Before any use or update of TSF data</b>	<b>FA detection, Integrity Check of related TSF data</b>

*Table 21: FPT\_TST triggering conditions*

The TOE shall meet the requirement “Resistance to physical attack (FPT\_PHP.3)” as specified below (Common Criteria Part 2).

**FPT\_PHP.3 Resistance to physical attack**

Hierarchical to: No other components  
Dependencies: No dependencies.

FPT\_PHP.3.1 The TSF shall resist physical manipulation and physical probing to the TSF by responding automatically such that the SFRs are always enforced.

**8.2 SECURITY ASSURANCE REQUIREMENTS**

The security assurance requirement level is EAL5 augmented with AVA\_VAN.5 and ALC\_DVS.2.

**8.3 SECURITY REQUIREMENTS RATIONALE**

**8.3.1 OBJECTIVES for PP JCS – OPEN Configuration**

	O.SID	O.OPERATE	O.RESOURCES	O.FIREWALL	O.NATIVE	O.REALLOCATION	O.GLOBAL_ARRAYS_CONFID	O.GLOBAL_ARRAYS_INTEG	O.ALARM	O.TRANSACTION	O.CIPHER	O.PIN_MNGT	O.BIO-MNGT	O.KEY_MNGT	O.OBJ_DELETION	O.INSTALL	O.LOAD	O.DELETION	O.SCP.RECOVERY	O.SCP.SUPPORT	O.SCP.IC	O.CARD_MANAGEMENT	O.SpecificAPI	O.RNG
FDP_IFC.1/JCVM			X			X	X																	
FDP_IFF.1/JCVM			X			X	X																	
FDP_RIP.1/OBJECTS					X	X			X		X	X	X											
FMT_MSA.2/FIREWALL_JCVM			X																					
FMT_MSA.3/FIREWALL	X		X																					
FMT_MSA.3/JCVM	X		X																					
FMT_SMR.1/JCRE			X	X																				
FMT_SMF.1/CORE_LC			X	X																				
FCS_CKM.1										X			X											
FCS_COP.1										X			X											
FDP_RIP.1/APDU					X	X			X		X	X	X											
FDP_RIP.1/bArray					X	X			X		X	X	X											
FDP_RIP.1/GlobalArray					X	X			X		X		X											
FDP_RIP.1/ABORT					X	X			X		X	X	X											
FDP_RIP.1/KEYS					X	X			X		X	X	X											
FDP_ROL.1/FIREWALL		X	X						X		X	X												
FAU_ARP.1		X	X					X																
FDP_SDI.2/DATA											X	X	X											
FPT_TDC.1		X																						
FPT_FLS.1/JCS		X	X					X																
FPR_UNO.1										X	X	X	X											
FMT_MTD.1/JCRE	X		X	X																				
FMT_MTD.3/JCRE	X		X	X																				
FIA_ATD.1/AID	X	X																						
FIA_UID.2/AID	X																							
FIA_USB.1/AID	X	X																						
FDP_ITC.2/Installer	X	X		X												X								
FMT_SMR.1/Installer			X	X																				
FPT_FLS.1/Installer		X	X					X								X								
FPT_RCV.3/Installer		X	X												X		X							
FMT_MSA.1/ADEL	X			X																				
FMT_MSA.3/ADEL	X			X																				
FMT_SMR.1/ADEL			X	X													X							

	O.SID	O.OPERATE	O.RESOURCES	O.FIREWALL	O.NATIVE	O.REALLOCATION	O.GLOBAL_ARRAYS_CONFID	O.GLOBAL_ARRAYS_INTEG	O.ALARM	O.TRANSACTION	O.CIPHER	O.PIN_MNGT	O.BIO-MNGT	O.KEY_MNGT	O.OBJ_DELETION	O.INSTALL	O.LOAD	O.DELETION	O.SCP.RECOVERY	O.SCP.SUPPORT	O.SCP.IC	O.CARD_MANAGEMENT	O.SpecificAPI	O.RNG
FMT_SMF.1/ADEL	X		X	X																				
FDP_ACC.2/ADEL																		X						
FDP_ACF.1/ADEL																		X						
FDP_RIP.1/ADEL						X	X			X		X		X				X						
FPT_FLS.1/ADEL		X	X						X									X						
FDP_ACC.2/FIREWALL		X		X								X	X											
FDP_ACF.1/FIREWALL		X		X	X							X	X											
FMT_MSA.1/JCRE	X			X																				
FMT_MSA.1/JCVM	X			X																				
FDP_RIP.1/TRANSIENT						X	X			X		X		X										
FDP_RIP.1/ODEL						X	X			X		X	X	X	X									
FPT_FLS.1/ODEL		X	X						X							X								
FMT_MSA.1/CM	X			X																				
FMT_MSA.3/CM	X			X																				
FMT_SMR.1/CM			X	X																				
FMT_SMF.1/CM	X		X	X																			X	
FCO_NRO.2/CM																	X							
FIA_UAU.1/CM																	X							
FIA_UID.1/CM																	X							
FDP_IFC.2/CM																	X							
FDP_IFF.1/CM																	X							
FDP_UIT.1/CM																	X							
FTP_ITC.1/CM																	X							
FPT_TST.1/SCP																					X			
FPT_PHP.3/SCP																						X		
FPT_RCV.4/SCP																			X					
FDP_ACC.1/CMGR																							X	
FDP_ACF.1/CMGR																							X	
FMT_MSA.1/CMGR																							X	
FMT_MSA.3/CMGR																							X	
FPT_FLS.1/SpecificAPI																								X
FPT_ITT.1/SpecificAPI																								X
FPR_UNO.1/SpecificAPI																								X
FCS_RNG.1																								X

**Table 22: rationale objective vs. SFR**

8.3.1.1 SECURITY OBJECTIVES FOR THE TOE

8.3.1.1.1 IDENTIFICATION

**O.SID** Subjects' identity is AID-based (applets, packages), and is met by the following SFRs: FDP\_ITC.2/Installer, FIA\_ATD.1/AID, FMT\_MSA.1/JCRE, FMT\_MSA.1/JCVM, FMT\_MSA.1/ADEL, FMT\_MSA.1/CM, FMT\_MSA.3/ADEL, FMT\_MSA.3/FIREWALL, FMT\_MSA.3/JCVM, FMT\_MSA.3/CM, FMT\_SMF.1/CM, FMT\_SMF.1/ADEL, FMT\_SMF.1/ADEL, FMT\_MTD.1/JCRE and FMT\_MTD.3/JCRE.

Installation procedures ensure protection against forgery (the AID of an applet is under the control of the TSFs) or re-use of identities (FIA\_UID.2/AID, FIA\_USB.1/AID).

### 8.3.1.1.2 EXECUTION

**O.OPERATE** The TOE is protected in various ways against applets' actions (FPT\_TDC.1), the FIREWALL access control policy FDP\_ACC.2/FIREWALL and FDP\_ACF.1/FIREWALL, and is able to detect and block various failures or security violations during usual working (FPT\_FLS.1/ADEL, FPT\_FLS.1, FPT\_FLS.1/ODEL, FPT\_FLS.1/Installer, FAU\_ARP.1). Its security-critical parts and procedures are also protected: safe recovery from failure is ensured (FPT\_RCV.3/Installer), applets' installation may be cleanly aborted (FDP\_ROL.1/FIREWALL), communication with external users and their internal subjects is well-controlled (FDP\_ITC.2/Installer, FIA\_ATD.1/AID, FIA\_USB.1/AID) to prevent alteration of TSF data (also protected by components of the FPT class).

Almost every objective and/or functional requirement indirectly contributes to this one too.

Application note: Startup of the TOE (TSF-testing) can be covered by FPT\_TST.1. This SFR component is not mandatory in [JCRE305], but appears in most of security requirements documents for masked applications. Testing could also occur randomly. Self-tests may become mandatory in order to comply with FIPS certification [FIPS 140-2].

**O.RESOURCES** The SFRs detects stack/memory overflows during execution of applications (FAU\_ARP.1, FPT\_FLS.1/ADEL, FPT\_FLS.1, FPT\_FLS.1/ODEL, FPT\_FLS.1/Installer). Failed installations are not to create memory leaks (FDP\_ROL.1/FIREWALL, FPT\_RCV.3/Installer) as well. Memory management is controlled by the SFRs (FMT\_MTD.1/JCRE, FMT\_MTD.3/JCRE, FMT\_SMR.1/Installer, FMT\_SMR.1, FMT\_SMF.1, FMT\_SMF.1/ADEL, FMT\_SMF.1/ADEL, FMT\_SMF.1/CM and FMT\_SMR.1/CM).

Additionally, if the TOE provides JCRMI functionality, memory management is controlled by the SFRs FMT\_SMR.1/JCRMI, and FMT\_SMF.1/JCRMI.

**O.FIREWALL** This objective is met by the FIREWALL access control policy FDP\_ACC.2/FIREWALL and FDP\_ACF.1/FIREWALL, the JCVM information flow control policy (FDP\_IFF.1/JCVM, FDP\_IFC.1/JCVM) and the functional requirement FDP\_ITC.2/Installer. The functional requirements of the class FMT (FMT\_MTD.1/JCRE, FMT\_MTD.3/JCRE, FMT\_SMR.1/Installer, FMT\_SMR.1, FMT\_SMF.1, FMT\_SMF.1/ADEL, FMT\_SMF.1/ADEL, FMT\_SMF.1/CM, FMT\_MSA.1/CM, FMT\_MSA.3/CM, FMT\_SMR.1/CM, FMT\_MSA.2/FIREWALL\_JCVM, FMT\_MSA.3/FIREWALL, FMT\_MSA.3/JCVM, FMT\_MSA.1/ADEL, FMT\_MSA.3/ADEL, FMT\_MSA.1/JCRE, FMT\_MSA.1/JCVM) also indirectly contribute to meet this objective.

**O.NATIVE** This security objective is covered by FDP\_ACF.1/FIREWALL: the only means to execute native code is the invocation of a Java Card API method. This objective mainly relies on the environmental objective OE.APPLET, which uphold the assumption A.APPLET.

**O.REALLOCATION** This security objective is satisfied by the following SFRs: FDP\_RIP.1/APDU, FDP\_RIP.1/GlobalArray, FDP\_RIP.1/bArray, FDP\_RIP.1/ABORT, FDP\_RIP.1/KEYS, FDP\_RIP.1/TRANSIENT, FDP\_RIP.1/ODEL, FDP\_RIP.1/OBJECTS, FDP\_RIP.1/ADEL, which imposes that the contents of the re-allocated block shall always be cleared before delivering the block.

**O.GLOBAL\_ARRAYS\_CONFID** Only arrays can be designated as global, and the only global arrays required in the Java Card API are the APDU buffer, the global byte array input parameter (bArray) to an applet's install method and the global arrays created by the JCSYSTEM.makeGlobalArray(...) method. The clearing requirement of these arrays is met by (FDP\_RIP.1/APDU, FDP\_RIP.1/GlobalArray and FDP\_RIP.1/bArray respectively). The JCVM information flow control policy (FDP\_IFF.1/JCVM, FDP\_IFC.1/JCVM) prevents an application from keeping a pointer to a shared buffer, which could be used to read its contents when the buffer is being used by another application.

If the TOE provides JCRMI functionality, protection of the array parameters of remotely invoked methods, which are global as well, is covered by the general initialization of method parameters (FDP\_RIP.1/ODEL, FDP\_RIP.1/OBJECTS, FDP\_RIP.1/ABORT, FDP\_RIP.1/KEYS, FDP\_RIP.1/ADEL and FDP\_RIP.1/TRANSIENT).

**O.GLOBAL\_ARRAYS\_INTEG** This objective is met by the JCVM information flow control policy (FDP\_IFF.1/JCVM, FDP\_IFC.1/JCVM), which prevents an application from keeping a pointer to the APDU buffer of the card, to the global byte array of the applet's install method or to the global arrays created by the JCSsystem.makeGlobalArray(...) method. Such a pointer could be used to access and modify it when the buffer is being used by another application.

#### 8.3.1.1.3 SERVICES

**O.ALARM** This security objective is met by FPT\_FLS.1/Installer, FPT\_FLS.1/JCS, FPT\_FLS.1/ADEL, FPT\_FLS.1/ODEL which guarantee that a secure state is preserved by the TSF when failures occur, and FAU\_ARP.1 which defines TSF reaction upon detection of a potential security violation.

o.Add-Functions

**O.TRANSACTION** Directly met by FDP\_ROL.1/FIREWALL, FDP\_RIP.1/ABORT, FDP\_RIP.1/ODEL, FDP\_RIP.1/APDU, FDP\_RIP.1/GlobalArray FDP\_RIP.1/bArray, FDP\_RIP.1/KEYS, FDP\_RIP.1/ADEL, FDP\_RIP.1/TRANSIENT and FDP\_RIP.1/OBJECTS (more precisely, by the element FDP\_RIP.1.1/ABORT).

**O.CIPHER** This security objective is directly covered by FCS\_CKM.1 and FCS\_COP.1. The SFR FPR\_UNO.1 contributes in covering this security objective and controls the observation of the cryptographic operations which may be used to disclose the keys.

**O.RNG** This security objective is directly covered by FCS\_CKM.1, **FCS\_CKM.6** and FCS\_COP.1. The SFR FPR\_UNO.1 contributes in covering this security objective and controls the observation of the cryptographic operations which may be used to disclose the keys. It is also covered by FCS\_RNG.1.

**O.PIN-MNGT** This security objective is ensured by FDP\_RIP.1/ODEL, FDP\_RIP.1/OBJECTS, FDP\_RIP.1/APDU, FDP\_RIP.1/GlobalArray FDP\_RIP.1/bArray, FDP\_RIP.1/ABORT, FDP\_RIP.1/KEYS, FDP\_RIP.1/ADEL, FDP\_RIP.1/TRANSIENT, FPR\_UNO.1, FDP\_ROL.1/FIREWALL and FDP\_SDI.2/DATA security functional requirements. The TSFs behind these are implemented by API classes. The firewall security functions FDP\_ACC.2/FIREWALL and FDP\_ACF.1/FIREWALL shall protect the access to private and internal data of the objects.

#### **O.BIO-MNGT**

This objective is ensured by FDP\_RIP.1/ODEL, FDP\_RIP.1/OBJECTS, FDP\_RIP.1/APDU, FDP\_RIP.1/bArray, FDP\_RIP.1/ABORT, FDP\_RIP.1/KEYS, FPR\_UNO.1, FDP\_ROL.1/FIREWALL and FDP\_SDI.2/DATA security functional requirements. The applets that manage biometric templates rely on the security functions that implement these SFRs. The firewall security functions (FDP\_ACC.2/FIREWALL, FDP\_ACF.1/FIREWALL) shall protect the access to private and internal data of the templates.

**O.KEY-MNGT** This relies on the same security functional requirements as O.CIPHER, plus FDP\_RIP.1 and FDP\_SDI.2/DATA as well. Precisely it is met by the following components: FCS\_CKM.1, **FCS\_CKM.6**, FCS\_COP.1, FPR\_UNO.1, FDP\_RIP.1/ODEL, FDP\_RIP.1/OBJECTS, FDP\_RIP.1/APDU, FDP\_RIP.1/GlobalArray FDP\_RIP.1/bArray, FDP\_RIP.1/ABORT, FDP\_RIP.1/KEYS, FDP\_RIP.1/ADEL and FDP\_RIP.1/TRANSIENT.

#### 8.3.1.1.4 OBJECT DELETION

**O.OBJ-DELETION** This security objective specifies that deletion of objects is secure. The security objective is met by the security functional requirements FDP\_RIP.1/ODEL and FPT\_FLS.1/ODEL.

### 8.3.1.1.5 APPLET MANAGEMENT

**O.INSTALL** This security objective specifies that installation of applets must be secure. Security attributes of installed data are under the control of the FIREWALL access control policy (FDP\_ITC.2/Installer), and the TSFs are protected against possible failures of the installer (FPT\_FLS.1/Installer, FPT\_RCV.3/Installer).

**O.LOAD** This security objective specifies that the loading of a package into the card must be secure. Evidence of the origin of the package is enforced (FCO\_NRO.2/CM) and the integrity of the corresponding data is under the control of the PACKAGE LOADING information flow policy (FDP\_IFC.2/CM, FDP\_IFF.1/CM) and FDP\_UIT.1/CM. Appropriate identification and authentication (FIA\_UAU.1/CM, FIA\_UID.1/CM) and transmission mechanisms are also enforced (FTP\_ITC.1/CM).

**O.DELETION** This security objective specifies that applet and package deletion must be secure. The non-introduction of security holes is ensured by the ADEL access control policy (FDP\_ACC.2/ADEL, FDP\_ACF.1/ADEL). The integrity and confidentiality of data that does not belong to the deleted applet or package is a by-product of this policy as well. Non-accessibility of deleted data is met by FDP\_RIP.1/ADEL and the TSFs are protected against possible failures of the deletion procedures (FPT\_FLS.1/ADEL, FPT\_RCV.3/Installer). The security functional requirements of the class FMT (FMT\_MSA.1/ADEL, FMT\_MSA.3/ADEL, and FMT\_SMR.1/ADEL) included in the group ADELG also contribute to meet this objective.

### 8.3.1.1.6 SCP

**O.SCP.RECOVERY** This security objective specifies that the platform must behave securely if an unexpected loss of power occurs. This is covered by FPT\_RCV.4 which specifies the recovery after unexpected power failure.

**O.SCP.SUPPORT** This security objective specifies that the SCP provides security features to the JCS. This is provided by FPT\_TST.1/SCP. This is also provided by requirements of the IC, which are described in [IFX-IC].

**O.SCP.IC** This security objective specifies that the IC must provide mechanisms to protect itself against physical attacks. This is provided by FPT\_PHP.3/SCP. This is also provided by requirements of the IC, which are described in [IFX-IC].

### 8.3.1.1.7 Card Management

**O.CARD\_MANAGEMENT** This security objective specifies that the access control to card management functions. This is enforced by FDP\_ACC.1/CMGR, FDP\_ACF.1/CMGR, FMT\_MSA.1/CMGR, FMT\_MSA.3/CMGR, FMT\_SMF.1/CM.

### 8.3.1.1.8 ASFR

**O. SpecificAPI** The security objective is met by the following SFR FPT\_FLS.1/SpecificAPI, FPT\_ITT.1/SpecificAPI and FPR\_UNO.1/SpecificAPI.

## 8.3.2 Security Functional Requirements Rationale for PACE Module

The rationale in this paragraph comes from [PP- EAC2] §6.3.1

	OT.AC_Pers	OT.Data_Integrity	OT.Data_Authenticity	OT.Data_Confidentiality	OT.Identification	OT.Prot_Abuse_Func	OT.Prot_Inf_Leak	OT.Prot_Phys_Tamper	OT.Prot_Malfunction
FCS_CKM.1/DH_PACE (o)	X	X	X	X					
FCS_CKM.1/PERSO (p)	X	X	X	X					
FCS_CKM.6/PACE (o)(p)	X	X	X	X					
FCS_COP.1/PACE_ENC (o)				X					
FCS_COP.1/PACE_MAC (o)	X	X	X						
<del>FCS_COP.1/PACE_CAM (o)</del>					X				
FCS_COP.1/PERSO (p)	X	X	X	X					
FCS_RNG.1/PACE (o) (p)	X		X	X					
FDP_RIP.1/PACE(p)	X	X	X	X					
FIA_AFL.1/PERSO (p)	X		X	X					
FIA_AFL.1/PACE (o)		X	X	X					
FIA_UID.1/PERSO (p)	X	X	X	X					
FIA_UAU.1/PERSO (p)	X	X	X	X					
FIA_UID.1/PACE (o)	X	X	X	X					
FIA_UAU.1/PACE (o)	X	X	X	X					
FIA_UAU.4/PACE (o)	X	X	X	X					
FIA_UAU.5/PACE (o)	X	X	X	X					
FIA_UAU.6/PACE (o)	X	X	X	X					
FTP_ITC.1/PACE (o)	X	X	X	X					
FMT_SMF.1/PACE (o)		X	X	X	X				
FMT_SMF.1/PERSO (p)	X	X	X	X	X				
FMT_SMR.1/PACE (o)		X	X	X	X				
FMT_SMR.1/PERSO (o)	X	X	X	X	X				
FMT_LIM.1/PERSO (o) (p)						X			
FMT_LIM.2/PERSO (o) (p)			2			X			
FMT_MTD.1/INI_ENA (p)					X				
FMT_MTD.1/INI_DIS (p)					X				
FMT_MTD.1/KEY_READ(o)	X	X	X	X					
FPT_EMS.1 (o) (p)							X		
FPT_FLS.1 (o) (p)							X		X
FPT_TST.1 (o) (p)							X		X
FPT_PHP.3 (o) (p)	X	X		X			X	X	

Table 23: Security Functional Requirement Rationale

Note: SFR followed by (o) (respectively (p)) means SFR is applicable in Operational phase (respectively (p)) personalization phase.

The security objective **OT.Identification** "Identification of the TOE" addresses the storage of Initialisation and Pre-Personalisation Data in its non-volatile memory, whereby they also include the IC Identification Data uniquely identifying the TOE's chip. The SFR FMT\_MTD.1/INI\_ENA allows only the Manufacturer to write Initialisation and Pre-personalisation Data (including the Personalisation Agent key). The SFR FMT\_MTD.1/INI\_DIS requires the Personalisation Agent to disable access to Initialisation and Pre-personalisation Data in the life cycle phase 'operational use'. The SFRs FMT\_SMF.1/PACE and FMT\_SMR.1/PACE support the functions and roles related.

The security objective **OT.AC\_Pers** "Access Control for Personalization" The TOE must ensure that the TOE and Applicative data (e.g.PACE data and MRTD data (if any) e.g. logical travel document data in EF.DG1 to EF.DG16, the Document Security Object according to LDS [PKI]) and the TSF data can be written by authorized Personalisation Agents only. The TOE and Applicative data (e.g. logical travel document data in EF.DG1 to EF.DG16) and the TSF data may be written only during and cannot be changed after personalisation phase. The SFR FMT\_SMR.1/PERSO manages the roles (including Personalization Agent) and the SFR FMT\_SMF.1/PERSO lists the TSF management functions (including Personalization).

**OT.AC\_Pers Access Control for Personalisation of TOE and Applicative data**

The TOE must ensure that the TOE and Application data requiring PACE usage\* and associated TSF data can be written by authorized Personalisation Agents only in personalisation phase. The TOE and Application data requiring PACE usage (e.g. logical travel document data in EF.DG1 to EF.DG16) and associated TSF data may be written only during and cannot be changed after personalisation phase.

Application note: Application data requiring PACE usage\* for MRTD is PACE data, and MTRD data as logical travel document data in EF.DG1 to EF.DG16, the Document Security Object according to LDS [PKI]).

The security objective **OT.Data\_Integrity** "Application data" requires the TOE to protect the integrity of the application data requiring usage of PACE (e.g. logical travel document) stored on the TOE against physical manipulation and unauthorized writing. Physical manipulation is addressed by FPT\_PHP.3. The Personalisation Agent must identify and authenticate themselves according to FIA\_UID.1/PACE and FIA\_UAU.1/PACE before accessing these data. FIA\_UAU.4/PACE, FIA\_UAU.5/PACE and **FCS\_CKM.6/PACE** represent some required specific properties of the protocols used. The SFR FMT\_SMR.1/PACE & FMT\_SMR.1/PERSO manage the roles and the SFR FMT\_SMF.1/PACE & FMT\_SMF.1/PERSO manage the TSF management functions.

Unauthorized modifying of the exchanged data is addressed, in the first line, by FTP\_ITC.1/PACE using FCS\_COP.1/PACE\_MAC. For PACE secured data exchange, a prerequisite for establishing this trusted channel is a successful PACE Authentication (FIA\_UID.1/PACE, FIA\_UAU.1/PACE) using FCS\_CKM.1/DH\_PACE and possessing the special properties FIA\_UAU.5/PACE, FIA\_UAU.6/PACE.

FIA\_AFL.1/PACE allows to manage errors in PACE secure channel management.

FDP\_RIP.1/PACE requires erasing the values of session keys (here: for K<sub>MAC</sub>).

The session keys are destroyed according to FCS\_CKM.6/PACE after use.

The SFR FCS\_RNG.1/PACE represents a general support for cryptographic operations needed.

In pre-personalisation, the SFR FCS\_CKM.1/PERSO and FCS\_COP.1/PERSO ensure the integrity of data transfers after successful authentication of the pre-personalisation agent according to FIA\_UID.1/PERSO and FIA\_UAU.1/PERSO, with the support of FIA\_AFL.1/PERSO.

The SFR FMT\_MTD.1/KEY\_READ requires that data cannot be unauthorized read afterwards.

The security objective **OT.Data\_Authenticity** aims ensuring authenticity of the User and TSF data (after the PACE authentication) by enabling its verification at the terminal-side and by an active verification by the TOE itself. This objective is mainly achieved by FTP\_ITC.1/PACE using FCS\_COP.1/PACE\_MAC. A prerequisite for establishing this trusted channel is a successful PACE (FIA\_UID.1/PACE, FIA\_UAU.1/PACE) using FCS\_CKM.1/DH\_PACE and possessing the special properties FIA\_UAU.5/PACE, FIA\_UAU.6/PACE. FDP\_RIP.1/PACE requires erasing the values of session keys (here: for K<sub>MAC</sub>). FIA\_UAU.4/PACE,

FIA\_UAU.5/PACE and **FCS\_CKM.6/PACE** represent some required specific properties of the protocols used. FIA\_AFL.1/PACE allows to manage errors in PACE secure channel management.

The SFR FMT\_MTD.1./KEY\_READ restricts the access to the PACE passwords. The SFR FCS\_RNG.1/PACE represents a general support for cryptographic operations needed. The SFR FMT\_SMR.1/PACE & FMT\_SMR.1/PERSO manage the roles and the SFR FMT\_SMF.1/PACE & FMT\_SMF.1/PERSO manage the TSF management functions.

In pre-personalisation, the SFR FCS\_CKM.1/PERSO and FCS\_COP.1/PERSO ensure the authenticity of data transfers after successful authentication of the pre-personalisation agent according to FIA\_UID.1/PERSO and FIA\_UAU.1/PERSO, with the support of FIA\_AFL.1/PERSO.

The security objective **OT.Data\_Confidentiality** aims that the TOE always ensures confidentiality of the User and TSF data stored and, after the PACE Physical manipulation is addressed by FPT\_PHP.3. FIA\_UAU.4/PACE, FIA\_UAU.5/PACE and **FCS\_CKM.6/PACE** represent some required specific properties of the protocols used. This objective for the data exchanged is mainly achieved by FTP\_ITC.1/PACE using FCS\_COP.1/PACE\_ENC. A prerequisite for establishing this trusted channel is a successful PACE (FIA\_UID.1/PACE, FIA\_UAU.1/PACE) using FCS\_CKM.1/DH\_PACE and possessing the special properties FIA\_UAU.5/PACE, FIA\_UAU.6/PACE. FDP\_RIP.1/PACE requires erasing the values of session keys (here: for  $K_{ENC}$ ). FIA\_AFL.1/PACE allows to manage errors in PACE secure channel management.

The SFR FMT\_MTD.1./KEY\_READ restricts the access to the PACE passwords. The SFR FCS\_RNG.1/PACE represents the general support for cryptographic operations needed. The SFR FMT\_SMR.1/PACE & FMT\_SMR.1/PERSO manage the roles and the SFR FMT\_SMF.1/PACE & FMT\_SMF.1/PERSO manage the TSF management functions. In pre-personalisation, the SFR FCS\_CKM.1/PERSO and FCS\_COP.1/PERSO ensure the confidentiality of data transfers after successful authentication of the pre-personalisation agent according to FIA\_UID.1/PERSO and FIA\_UAU.1/PERSO, with the support of FIA\_AFL.1/PERSO.

The security objective **OT.Prot\_Abuse\_Func** "Protection against Abuse of Functionality" is ensured by the SFR FMT\_LIM.1/PERSO and FMT\_LIM.2/PERSO which prevent misuse of test functionality of the TOE or other features which may not be used after TOE Delivery.

The security objective

**OT.Prot\_Inf\_Leak** "Protection against Information Leakage" requires the TOE to protect confidential TSF data stored and/or processed in the travel document's chip against disclosure

- by measurement and analysis of the shape and amplitude of signals or the time between events found by measuring signals on the electromagnetic field, power consumption, clock, or I/O lines which is addressed by the SFR FPT\_EMS.1,
- by forcing a malfunction of the TOE which is addressed by the SFR FPT\_FLS.1 and FPT\_TST.1, and/or
- by a physical manipulation of the TOE which is addressed by the SFR FPT\_PHP.3.

The security objective **OT.Prot\_Phys\_Tamper** "Protection against Physical Tampering" is covered by the SFR FPT\_PHP.3.

The security objective **OT.Prot\_Malfunction** "Protection against Malfunctions" is covered by (i) the SFR FPT\_TST.1 which requires self-tests to demonstrate the correct operation and tests of authorized users to verify the integrity of TSF data and TSF code, and (ii) the SFR FPT\_FLS.1 which requires a secure state in case of detected failure or operating conditions possibly causing a malfunction.

**8.3.3 DEPENDENCIES for PP JCS-OPEN CONFIGURATION**

**8.3.3.1 SFRS DEPENDENCIES**

Requirements	CC dependencies	Satisfied dependencies
FAU_ARP.1	FAU_SAA.1	Unsupported
FCO_NRO.2/CM	FIA_UID.1	FIA_UID.1/CM
FCS_CKM.1	(FCS_CKM.2 or FCS_CKM.5 or FCS_COP.1), (FCS_RNG.1 or FCS_RNG.1), FCS_CKM.6	FCS_COP.1 FCS_RNG.1 FCS_CKM.6
FCS_CKM.6	(FCS_CKM.1 or FDP_ITC.1 or FDP_ITC.2 or FCS_CKM.5)	FCS_CKM.1
FCS_COP.1	(FCS_CKM.1 or FDP_ITC.1 or FDP_ITC.2 or FCS_CKM.5), FCS_CKM.6	FCS_CKM.1 FCS_CKM.6
FDP_ACC.2/ADEL	FDP_ACF.1	FDP_ACF.1/ADEL
FDP_ACC.2/FIREWALL	FDP_ACF.1	FDP_ACF.1/FIREWALL
FDP_ACF.1/ADEL	FDP_ACC.1, FMT_MSA.3	FDP_ACC.2/ADEL, FMT_MSA.3/ADEL
FDP_ACF.1/FIREWALL	FDP_ACC.1, FMT_MSA.3	FDP_ACC.2/FIREWALL, FMT_MSA.3/FIREWALL
FDP_IFC.1/JCVM	FDP_IFF.1	FDP_IFF.1/JCVM
FDP_IFC.2/CM	FDP_IFF.1	FDP_IFF.1/CM
FDP_IFF.1/JCVM	FDP_IFC.1, FMT_MSA.3	FDP_IFC.1/JCVM, FMT_MSA.3/JCVM
FDP_IFF.1/CM	FDP_IFC.1, FMT_MSA.3	FDP_IFC.2/CM, FMT_MSA.3/CM
FDP_ITC.2/Installer	(FDP_ACC.1 or FDP_IFC.1), FPT_TDC.1, (FTP_ITC.1 or FTP_TRP.1)	FDP_IFC.2/CM, FTP_ITC.1/CM, FPT_TDC.1
FDP_RIP.1/OBJECTS	none	
FDP_RIP.1/APDU	none	
FDP_RIP.1/bArray	none	
FDP_RIP.1/ABORT	none	
FDP_RIP.1/KEYS	none	
FDP_RIP.1/ADEL	none	
FDP_RIP.1/TRANSIENT	none	
FDP_RIP.1/ODEL	none	
FDP_ROL.1/FIREWALL	(FDP_ACC.1 or FDP_IFC.1)	FDP_ACC.2/FIREWALL, FDP_IFF.1/JCVM
FDP_SDI.2/DATA	none	
FIA_ATD.1/AID	none	
FIA_UAU.1/CM	FIA_UID.1	FIA_UID.1/CM
FIA_UID.1/CM	none	
FIA_UID.2/AID	none	
FDP_UIT.1/CM	(FDP_ACC.1 or FDP_IFC.1), (FTP_ITC.1 or FTP_TRP.1)	FDP_IFC.2/CM, FTP_ITC.1/CM
FIA_USB.1/AID	FIA_ATD.1	FIA_ATD.1/AID
FMT_MSA.1/ADEL	(FDP_ACC.1 or FDP_IFC.1), FMT_SMF.1, FMT_SMR.1	FDP_ACC.2/ADEL, FMT_SMF.1/ADEL, FMT_SMR.1/ADEL
FMT_MSA.1/JCVM	(FDP_ACC.1 or FDP_IFC.1), FMT_SMF.1, FMT_SMR.1	FDP_ACC.2/FIREWALL, FDP_IFC.1/JCVM,

Requirements	CC dependencies	Satisfied dependencies
		FMT_SMF.1/CORE_LC, FMT_SMR.1/JCRE
FMT_MSA.1/JCRE	(FDP_ACC.1 or FDP_IFC.1), FMT_SMF.1, FMT_SMR.1	FDP_IFC.1/JCVM, FMT_SMR.1/JCRE, FMT_SMF.1/CORE_LC, FDP_ACC.2/FIREWALL
FMT_MSA.1/CM	(FDP_ACC.1 or FDP_IFC.1), FMT_SMF.1, FMT_SMR.1	FDP_IFC.2/CM, FMT_SMR.1/CM, FMT_SMF.1/CM
FMT_MSA.2/FIREWALL_JCVM	(FDP_ACC.1 or FDP_IFC.1), FMT_MSA.1, FMT_SMR.1	FDP_ACC.2/FIREWALL, FDP_IFC.1/JCVM, FMT_MSA.1/JCRE, FMT_SMR.1/JCRE
FMT_MSA.3/FIREWALL	FMT_MSA.1, FMT_SMR.1	FMT_MSA.1/JCRE, FMT_MSA.1/JCVM, FMT_SMR.1/JCRE
FMT_MSA.3/JCVM	FMT_MSA.1, FMT_SMR.1	FMT_MSA.1/JCVM, FMT_SMR.1/JCRE
FMT_MSA.3/ADEL	FMT_MSA.1, FMT_SMR.1	FMT_MSA.1/ADEL, FMT_SMR.1/ADEL
FMT_MSA.3/CM	FMT_MSA.1, FMT_SMR.1	FMT_MSA.1/CM, FMT_SMR.1/CM
FMT_MTD.1/JCRE	FMT_SMF.1, FMT_SMR.1	FMT_SMR.1/JCRE, FMT_SMF.1/CORE_LC
FMT_MTD.3/JCRE	FMT_MTD.1	FMT_MTD.1/JCRE
FMT_SMR.1/JCRE	FIA_UID.1	FIA_UID.2/AID
FMT_SMR.1/Installer	FIA_UID.1	Unsupported
FMT_SMR.1/ADEL	FIA_UID.1	Unsupported
FMT_SMR.1/CM	FIA_UID.1	FIA_UID.1/CM
FMT_SMF.1/CORE_LC	none	
FMT_SMF.1/ADEL	none	
FMT_SMF.1/CM	none	
FPR_UNO.1	none	
FPT_FLS.1/JCS	none	
FPT_FLS.1/Installer	none	
FPT_FLS.1/ADEL	none	
FPT_FLS.1/ODEL	none	
FPT_RCV.3/Installer	AGD_OPE.1	AGD_OPE.1
FPT_TDC.1	none	
FPT_ITC.1/CM	none	
FPT_TST.1/SCP	none	
FPT_PHP.3/SCP	none	
FPT_RCV.4/SCP	none	
FDP_ACC.1/CMGR	FDP_ACF.1	FDP_ACF.1/CMGR
FDP_ACF.1/CMGR	FDP_ACC.1, FMT_MSA.3	FDP_ACC.1/CMGR, FMT_MSA.3/CMGR
FMT_MSA.1/CMGR	(FDP_ACC.1 or FDP_IFC.1), FMT_SMF.1, FMT_SMR.1	FDP_ACC.1/CMGR, FMT_SMF.1/CM, FMT_SMR.1/CM
FMT_MSA.3/CMGR	FMT_MSA.1, FMT_SMR.1	FMT_MSA.1/CMGR, FMT_SMR.1/CM
SFR FPT_FLS.1/SpecificAPI	none	
FPT_ITT.1/SpecificAPI	none	
FPR_UNO.1/SpecificAPI.	none	

Requirements	CC dependencies	Satisfied dependencies
FCS_RNG.1	none	

8.3.3.1.1 RATIONALE FOR THE EXCLUSION OF DEPENDENCIES

**The dependency FIA\_UID.1 of FMT\_SMR.1/Installer is unsupported.** This is required by the component FMT\_SMR.1 in group InstG. However, the role installer defined in this component is attached to an IT security function rather than to a "user" of the CC terminology. The installer does not "identify" itself with respect to the TOE, but is a part of it. Thus, here it is claimed that this dependency can be left out. The reader may notice that the role is required because of the SFRs on management of TSF data and security attributes, essentially those of the firewall policy.

**The dependency FAU\_SAA.1 of FAU\_ARP.1 is unsupported.** Potential violation analysis is used to specify the set of auditable events whose occurrence or accumulated occurrence held to indicate a potential violation of the SFRs, and any rules to be used to perform the violation analysis. The dependency of FAU\_ARP.1 on this functional requirement assumes that a "potential security violation" is an audit event indicated by the FAU\_SAA.1 component. The events listed in FAU\_ARP.1 are, on the contrary, merely self-contained ones (arithmetic exception, ill-formed bytecodes, access failure) and ask for a straightforward reaction of the TSFs on their occurrence at runtime. The JCVM or other components of the TOE detect these events during their usual working order. Thus, in principle there would be no applicable audit recording in this framework. Moreover, no specification of one such recording is provided elsewhere. Therefore no set of auditable events could possibly be defined.

**The dependency FIA\_UID.1 of FMT\_SMR.1/ADEL is unsupported.** This is required by the component FMT\_SMR.1 in group ADELG. However, the role applet deletion manager defined in this component is attached to an IT security function rather than to a "user" of the CC terminology. The installer does not "identify" itself with respect to the TOE, but is a part of it. Thus, here it is claimed that this dependency can be left out. The reader may notice that the role is required because of the SFRs on management of TSF data and security attributes, essentially those of the firewall policy.

**8.3.4 DEPENDENCIES for PACE Module**

The rationale in this paragraph comes from [PP-MRTD-EACV2] §6.3.2.

SFR	Dependencies	Support of the dependencies
FCS_CKM.1/DH_PACE	[FCS_CKM.2 or FCS_CKM.5 or FCS_COP.1], [FCS_RBG.1 or FCS_RNG.1], FCS_CKM.6	FCS_COP.1/PACE_ENC, FCS_COP.1/PACE_MAC <del>FCS_COP.1/PACE_CAM</del> FCS_RNG.1/PACE FCS_CKM.6/PACE
FCS_CKM.1/PERSO	[FCS_CKM.2 or FCS_CKM.5 or FCS_COP.1], [FCS_RBG.1 or FCS_RNG.1], FCS_CKM.6	FCS_COP.1/PERSO NA: Perso Keys are not erased in Perso FCS_RNG.1/PACE FCS_CKM.6/PACE
FCS_CKM.6/PACE	[FDP_ITC.1 or FDP_ITC.2, or FCS_CKM.1 or FCS_CKM.5]	FCS_CKM.1/DH_PACE, FCS_CKM.1/PERSO
FCS_COP.1/PACE_ENC	[FDP_ITC.1 or FDP_ITC.2, or FCS_CKM.1 or FCS_CKM.5], FCS_CKM.6	FCS_CKM.1/DH_PACE FCS_CKM.6/PACE
FCS_COP.1/PACE_MAC	[FDP_ITC.1 or FDP_ITC.2, or FCS_CKM.1 or FCS_CKM.5], FCS_CKM.6	FCS_CKM.1/DH_PACE FCS_CKM.6/PACE
<del>FCS_COP.1/PACE_CAM</del>	<del>[FDP_ITC.1 or FDP_ITC.2, or FCS_CKM.1 or FCS_CKM.5], FCS_CKM.6</del>	<del>FCS_CKM.1/DH_PACE FCS_CKM.6/PACE</del>
FCS_COP.1/PERSO	[FDP_ITC.1 or FDP_ITC.2, or FCS_CKM.1 or FCS_CKM.5], FCS_CKM.6	FCS_CKM.1/PERSO FCS_CKM.6/PACE
FCS_RNG.1/PACE	No dependencies	
FIA_AFL.1/PERSO	FIA_UAU.1	FIA_UAU.1/PERSO
FIA_AFL.1/PACE	FIA_UAU.1	FIA_UAU.1/PACE
FIA_UID.1/PERSO	No dependencies	
FIA_UAU.1/PERSO	FIA_UID.1	FIA_UID.1/PERSO
FIA_UID.1/PACE	No dependencies	
FIA_UAU.1/PACE	FIA_UID.1	FIA_UID.1/PACE FIA_UID.1/PACE
FIA_UAU.4/PACE	No dependencies	
FIA_UAU.5/PACE	No dependencies	
FIA_UAU.6/PACE	No dependencies	
FDP_RIP.1/PACE	No dependencies	
FTP_ITC.1/PACE	No dependencies	
FMT_SMF.1/PACE	No dependencies	
FMT_SMF.1/PERSO	No dependencies	
FMT_SMR.1/PACE	FIA_UID.1	FIA_UID.1/PACE
FMT_SMR.1/PERSO	FIA_UID.1	FIA_UID.1/PERSO
FMT_LIM.1/PERSO	FMT_LIM.2	FMT_LIM.2/PERSO
FMT_LIM.2/PERSO	FMT_LIM.1	FMT_LIM.1/PERSO
FMT_MTD.1/INI_ENA	FMT_SMF.1 FMT_SMR.1	FMT_SMF.1/PERSO FMT_SMR.1/PERSO

SFR	Dependencies	Support of the dependencies
FMT_MTD.1/INI_DIS	FMT_SMF.1 FMT_SMR.1	FMT_SMF.1/PERSO FMT_SMR.1/PERSO
FMT_MTD.1/KEY_READ	FMT_SMF.1 FMT_SMR.1	FMT_SMF.1/PERSO FMT_SMR.1/PERSO
FPT_EMS.1	No dependencies	
FPT_TST.1	No dependencies	
FPT_FLS.1	No dependencies	
FPT_PHP.3	No dependencies	

**Table 24: Security Functional Requirement Dependencies for PACE Module**

### 8.3.5 SAR DEPENDENCIES

Requirements	CC dependencies	Satisfied dependencies
ADV_ARC.1	ADV_FSP.1; ADV_TDS.1	ADV_FSP.5; ADV_TDS.4
ADV_FSP.5	ADV_TDS.1; ADV_IMP.1	ADV_TDS.4; ADV_IMP.1
ADV_IMP.1	ADV_TDS.3; ALC_TAT.1	ADV_TDS.4; ALC_TAT.2
ADV_INT.2	ADV_IMP.1; ADV_TDS.3; ALC_TAT.1	ADV_IMP.1; ADV_TDS.4; ALC_TAT.2
ADV_TDS.4	ADV_FSP.5	ADV_FSP.5
AGD_OPE.1	ADV_FSP.1	ADV_FSP.5
AGD_PRE.1	None	
ALC_CMC.4	ALC_CMS.1; ALC_DVS.1; ALC_LCD.1	ALC_CMS.5; ALC_DVS.2; ALC_LCD.1
ALC_CMS.5	None	
ALC_DEL.1	None	
ALC_DVS.2	None	
ALC_LCD.1	None	
ALC_TAT.2	ADV_IMP.1	ADV_IMP.1
ATE_COV.2	ADV_FSP.2; ATE_FUN.1	ADV_FSP.5; ATE_FUN.1
ATE_DPT.3	ADV_ARC.1; ADV_TDS.4; ATE_FUN.1	ADV_ARC.1; ADV_TDS.4; ATE_FUN.1
ATE_FUN.1	ATE_COV.1	ATE_COV.2
ATE_IND.2	ADV_FSP.2; AGD_OPE.1; AGD_PRE.1; ATE_COV.1; ATE_FUN.1	ADV_FSP.5; AGD_OPE.1; AGD_PRE.1; ATE_COV.2; ATE_FUN.1
AVA_VAN.5	ADV_ARC.1; ADV_FSP.4; ADV_TDS.3; ADV_IMP.1; AGD_OPE.1; AGD_PRE.1; ATE_DPT.1	ADV_ARC.1; ADV_FSP.5; ADV_TDS.4; ADV_IMP.1; AGD_OPE.1; AGD_PRE.1; ATE_DPT.3

### 8.3.6 RATIONALE FOR THE SECURITY ASSURANCE REQUIREMENTS

#### 8.3.6.1 EAL5: Semi-formally designed and tested

EAL5 is required for this type of TOE and product since it is intended to defend against sophisticated attacks. This evaluation assurance level allows a developer to gain maximum assurance from positive security engineering based on good practices. In order to provide a meaningful level of assurance that the TOE and its embedding product provide an adequate level of defense against such attacks: the evaluators should have access to the low level design and source code. Additionally the semi-formal methodology, provided by EAL5, gives more confidence in the design of the TOE

#### 8.3.6.2 AVA VAN.5 ADVANCED METHODOICAL VULNERABILITY ANALYSIS

The TOE is intended to operate in hostile environments. AVA\_VAN.5 "Advanced methodical vulnerability analysis" is considered as the expected level for Java Card technology-based products hosting sensitive applications, in particular in payment and identity areas. AVA\_VAN.5 has dependencies on ADV\_ARC.1, ADV\_FSP.4, ADV\_TDS.3, ADV\_IMP.1, AGD\_OPE.1, AGD\_PRE.1, and ATE\_DPT.1. All of them are satisfied by EAL5.

**8.3.6.3 ALC\_DVS.2 SUFFICIENCY OF SECURITY MEASURES**

Development security is concerned with physical, procedural, personnel and other technical measures that may be used in the development environment to protect the TOE and the embedding product. The standard ALC\_DVS.1 requirement mandated by EAL5 is not enough. Due to the nature of the TOE and embedding product, it is necessary to justify the sufficiency of these procedures to protect their confidentiality and integrity. ALC\_DVS.2 has no dependencies.

**8.3.7 Compatibility between SFR of [ST-JCS] and [IFX-IC]**

The following table lists the SFRs that are declared on the [IFX-IC] Integrated Circuit Security Target [IFX-IC] and separates them in:

**IP\_SFR:** Irrelevant Platform-SFRs not being used by the Composite-ST.

**RP\_SFR-SERV:** Relevant Platform-SFRs being used by the Composite-ST to implement a security service with associated TSFI.

**MRP\_SFR-MECH:** Relevant Platform-SFRs being used by the Composite-ST because of its security properties providing protection against attacks to the TOE as a whole and are addressed in ADV\_ARC. These required security properties are a result of the security mechanisms and services that are implemented in the Platform TOE, as specified in [CEM].

These definitions are according to the [CEM] on which the Platform TOE on our case is the relaying IC, the [IFX-IC] Integrated Circuit.

The first column lists the [IFX-IC] and the next columns indicate their classification according to the paragraph above. The SFR's on the cells of the classification belong the MultiApp v4.2 TOE described in this document. If there is no SFR on each cell is because not all CC class families have a corresponding match on both sides, but all SFRs from the [IFX-IC] have been classified. Moreover, no contradictions have been found between the Platform-SFRs set and the SFRs related to the composite product.

IFX_CCI_000010h SFR's	IP_SFR (I)	RP_SFR-SERV (S)	RP_SFR-MECH (M)
FAU_SAS.1	X		
FCS_CKM.1/EC		X FCS_CKM.1	
FCS_CKM.1/CCL	X		
FCS_CKM.1/RSA		X FCS_CKM.1	
FCS_CKM.6/AES (by SCP)		X FCS_CKM.6	
FCS_CKM.6/AES-SCL	X		
FCS_CKM.6/TDES-SCL	X		
FCS_CKM.6/CMAC-SCL	X		
FCS_CKM.6/CCL	X		
FCS_CKM.6/TDES (by SCP)		X FCS_CKM.6	

IFX_CCI_000010h SFR's	IP_SFR (I)	RP_SFR-SERV (S)	RP_SFR-MECH (M)
FCS_COP.1/AES (by SCP)			X FCS_COP.1
FCS_COP.1/AES-SCL	X		
FCS_COP.1/TDES-SCL	X		
FCS_COP.1/CMAC-SCL	X		
FCS_COP.1/CCL	X		
FCS_COP.1/ECDH			X FCS_COP.1
FCS_COP.1/ECDSA	X		
FCS_COP.1/RSA			X FCS_COP.1
FCS_COP.1/TDES (by SCP)			X FCS_COP.1
FCS_RNG.1/TRNG			x FCS_RNG.1
FCS_RNG.1/HPRG			x FCS_RNG.1
FCS_RNG.1/DRNG			x FCS_RNG.1
FCS_RNG.1/KSG			x FCS_RNG.1
FDP_ACC.1		X FDP_ACC.1.1/CMGR	
FDP_ACC.1/Loader		X FDP_ACC.1.1/CMGR	
FDP_ACF.1		X FDP_ACC.1.1/CMGR	
FDP_ACF.1/Loader		X FDP_ACC.1.1/CMGR	
FDP_IFC.1			X FDP_IFC.1/JCVM
FDP_ITT.1			X *see Table 26: Compatibility [ST-JCS] and [IFX-IC] of PACE MODULE
FDP_SDC.1			X *see Table 26: Compatibility [ST-JCS] and [IFX-IC] of PACE MODULE
FDP_SDI.2			X FDP_SDI.2/DATA

IFX_CCI_000010h SFR's	IP_SFR (I)	RP_SFR-SERV (S)	RP_SFR-MECH (M)
FDP_UCT.1		X FDP_ACC.1.1/CMGR	
FDP_UIT.1			X FDP_UIT.1/CM
FIA_API.1			X FIA_UID.2/AID FIA_UAU.1/CM FIA_UID.1/CM
FMT_LIM.1		X FMT_LIM.1/PERSO FMT_LIM.2/PERSO	
FMT_LIM.1/Loader		X FMT_LIM.1/PERSO FMT_LIM.2/PERSO	
FMT_LIM.2		X FMT_LIM.1/PERSO FMT_LIM.2/PERSO	
FMT_LIM.2/Loader		X FMT_LIM.1/PERSO FMT_LIM.2/PERSO	
FMT_MSA.1		X FMT_MSA.1/ADEL FMT_MSA.1/JCRE FMT_MSA.1/JCVM FMT_MSA.1/CM FMT_MSA.1/CMGR	
FMT_MSA.3		X FMT_MSA.3/FIREWALL FMT_MSA.3/JCVM FMT_MSA.3/ADEL FMT_MSA.3/CM FMT_MSA.3/CMGR	
FMT_SMF.1		X FMT_SMF.1/CORE_LC FMT_SMF.1/ADEL FMT_SMF.1/CM	

IFX_CCI_000010h SFR's	IP_SFR (I)	RP_SFR-SERV (S)	RP_SFR-MECH (M)
FPT_FLS.1			X FPT_FLS.1/JCS FPT_FLS.1/Installer FPT_FLS.1/ADEL FPT_FLS.1/ODEL FPT_FLS.1/SpecificAPI
FPT_ITT.1		X FPT_ITT.1/SpecificAPI	
FPT_PHP.3			X FPT_PHP.3/SCP
FPT_TST.2			X FPT_TST.1/SCP
FRU_FLT.2			X FDP_SDI.2/DATA FPT_PHP.3/SCP
FTP_ITC.1		X FTP_ITC.1/CM FTP_ITC.1/PACE	

**Table 25: Compatibility [ST-JCS] and [IFX-IC]**

### 8.3.8 Compatibility between SFR of PACE MODULE and [IFX-IC]

The format of the format of the following table follows the same principle as the one on previous section.

IFX_CCI_000010h SFR's	IP_SFR (I)	RP_SFR-SERV (S)	RP_SFR-MECH (M)
FAU_SAS.1	X		
FCS_CKM.1/EC		X FCS_CKM.1/DH_PACE	
FCS_CKM.1/CCL	X		
FCS_CKM.1/RSA	X		
FCS_CKM.6/AES (by SCP)		X FCS_CKM.1/DH_PACE	
FCS_CKM.6/AES-SCL	X		
FCS_CKM.6/TDES-SCL	X		
FCS_CKM.6/CMAC-SCL	X		
FCS_CKM.6/CCL	X		

IFX_CCI_000010h SFR's	IP_SFR (I)	RP_SFR-SERV (S)	RP_SFR-MECH (M)
FCS_CKM.6/TDES (by SCP)		X FCS_CKM.6/PACE	
FCS_COP.1/AES (by SCP)			X FCS_COP.1/PACE_ENC FCS_COP.1/PACE_MAC FCS_COP.1/PERSO
FCS_COP.1/AES-SCL	X		
FCS_COP.1/TDES-SCL	X		
FCS_COP.1/CMAC-SCL	X		
FCS_COP.1/CCL	X		
FCS_COP.1/ECDH			X <del>FCS_COP.1/PACE_CAM</del>
FCS_COP.1/ECDSA	X		
FCS_COP.1/RSA	X		
FCS_COP.1/TDES (by SCP)			X FCS_COP.1/PACE_ENC FCS_COP.1/PACE_MAC FCS_COP.1/PERSO
FCS_RNG.1/TRNG			X FCS_RNG.1/PACE
FCS_RNG.1/HPRG			X FCS_RNG.1/PACE
FCS_RNG.1/DRNG			X FCS_RNG.1/PACE
FCS_RNG.1/KSG			X FCS_RNG.1/PACE
FDP_ACC.1		X *see Table 25: Compatibility [ST-JCS] and [IFX-IC]	
FDP_ACC.1/Loader		X *see Table 25: Compatibility [ST-JCS] and [IFX-IC]	
FDP_ACF.1		X *see Table 25: Compatibility [ST-JCS] and [IFX-IC]	
FDP_ACF.1/Loader		X *see Table 25: Compatibility [ST-JCS] and [IFX-IC]	
FDP_IFC.1			X *see Table 25:

IFX_CCI_000010h SFR's	IP_SFR (I)	RP_SFR-SERV (S)	RP_SFR-MECH (M)
			Compatibility [ST-JCS] and [IFX-IC]
FDP_ITT.1			X FPT_EMS.1
FDP_SDC.1			X FPT_EMS.1
FDP_SDI.2			X *see Table 25: Compatibility [ST-JCS] and [IFX-IC]
FDP_UCT.1		X *see Table 25: Compatibility [ST- JCS] and [IFX-IC]	
FDP_UIT.1			X *see Table 25: Compatibility [ST-JCS] and [IFX-IC]
FIA_API.1			X FIA_UID.1/PERSO FIA_UAU.1/PERSO FIA_UID.1/PACE FIA_UAU.1/PACE FIA_UAU.4/PACE FIA_UAU.5/PACE FIA_UAU.6/PACE
FMT_LIM.1		X FMT_LIM.1/PERSO FMT_LIM.2/PERSO	
FMT_LIM.1/Loader		X FMT_LIM.1/PERSO FMT_LIM.2/PERSO	
FMT_LIM.2		X FMT_LIM.1/PERSO FMT_LIM.2/PERSO	
FMT_LIM.2/Loader		X FMT_LIM.1/PERSO FMT_LIM.2/PERSO	
FMT_MSA.1		X *see Table 25: Compatibility [ST- JCS] and [IFX-IC]	
FMT_MSA.3		X *see Table 25: Compatibility [ST- JCS] and [IFX-IC]	

IFX_CCI_000010h SFR's	IP_SFR (I)	RP_SFR-SERV (S)	RP_SFR-MECH (M)
FMT_SMF.1		X FMT_SMF.1/PACE FMT_SMF.1/PERSO	
FPT_FLS.1			X FPT_FLS.1
FPT_ITT.1		X *see Table 25: Compatibility [ST-JCS] and [IFX-IC]	
FPT_PHP.3			X FPT_PHP.3
FPT_TST.2			X FPT_TST.1
FRU_FLT.2			X FPT_PHP.3
FTP_ITC.1		X *see Table 25: Compatibility [ST-JCS] and [IFX-IC]	

**Table 26: Compatibility [ST-JCS] and [IFX-IC] of PACE MODULE**

**9 TOE SUMMARY SPECIFICATION**

**9.1 TOE SECURITY FUNCTIONS**

TOE Security Functions are provided by the TOE embedded software (including the optional NVM ES) and by the chip.

**9.1.1 SF provided by MultiApp V4.2 platform**

**9.1.1.1 SF.FW: Firewall**

The JCRE firewall enforces applet isolation. The JCRE shall allocate and manage a context for each *applet* or *package* installed respectively loaded on the card and its own JCRE context. *Applet* cannot access each other's objects unless they are defined in the same package (they share the same context) or they use the object sharing mechanism supported by JCRE.

An operation OP.PUT (S1, S.MEMBER, I) is allowed if and only if the active context is "JCRE"; other OP.PUT operations are allowed regardless of the active context's value.	FDP_IFC.1/JCVM FDP_IFF.1/JCVM
Upon allocation of a resource to class instances and arrays, any previous information content of the resource is made unavailable	FDP_RIP.1/OBJECTS
Only the S.JCRE can modify the security attributes the active context, the selected applet context security attributes.	FMT_MSA.1/JCRE
Only the S.JCVM can modify the security attributes the active context, the currently active Context and the Active Applets security attributes.	FMT_MSA.1/JCVM FMT_MSA.3/JCVM
only secure values are accepted for all the security attributes of subjects and objects defined in the FIREWALL access control SFP and the JCVM information flow control SFP.	FMT_MSA.2/FIREWALL_ JCVM
provide restrictive default values for security attributes that are used to enforce the SFP.	FMT_MSA.3/FIREWALL
The TSF shall maintain the roles: the Java Card RE, the Java Card VM. The TSF shall be able to associate users with roles.	FMT_SMR.1/JCRE
The TSF shall be capable of performing the following management functions: <ul style="list-style-type: none"> <li>Modify the active context and the SELECTed applet Context.</li> <li>Modify the list of registered applets' AID</li> </ul>	FMT_SMF.1/CORE_LC
([JCRE305]§6.2.8) An S.PACKAGE may freely perform any of OP.ARRAY_ACCESS, OP.INSTANCE_FIELD, OP.INVK_VIRTUAL, OP.INVK_INTERFACE, OP.THROW or OP.TYPE_ACCESS upon any O.JAVAOBJECT whose Sharing attribute has value "JCRE entry point" or "global array".	FDP_ACC.2/FIREWALL FDP_ACF.1/FIREWALL
([JCRE305]§6.2.8) An S.PACKAGE may freely perform any of OP.ARRAY_ACCESS, OP.INSTANCE_FIELD, OP.INVK_VIRTUAL, OP.INVK_INTERFACE or OP.THROW upon any O.JAVAOBJECT whose Sharing attribute has value "Standard" and whose Lifetime attribute has value "PERSISTENT" only if O.JAVAOBJECT's Context attribute has the same value as the active context.	FDP_ACC.2/FIREWALL FDP_ACF.1/FIREWALL
([JCRE305]§6.2.8.10) An S.PACKAGE may perform OP.TYPE_ACCESS upon an O.JAVAOBJECT whose Sharing attribute has value "SIO" only if O.JAVAOBJECT is being cast into (checkcast) or is being verified as being an instance of (instanceof) an interface that extends the Shareable interface.	FDP_ACC.2/FIREWALL FDP_ACF.1/FIREWALL
<ul style="list-style-type: none"> <li>([JCRE305], §6.2.8.6,) An S.PACKAGE may perform OP.INVK_INTERFACE upon an O.JAVAOBJECT whose Sharing attribute</li> </ul>	FDP_ACC.2/FIREWALL FDP_ACF.1/FIREWALL

<p>has the value "SIO", and whose Context attribute has the value "Package AID", only if one of the following applies:</p> <p>(c) The value of the attribute Selection Status of the package whose AID is "Package AID" is "Multiselectable",</p> <p>(d) The value of the attribute Selection Status of the package whose AID is "Package AID" is "Non-multiselectable", and either "Package AID" is the value of the currently selected applet or otherwise "Package AID" does not occur in the attribute ActiveApplets,</p> <p>and in either of the cases above the invoked interface method extends the Shareable interface</p>	
<p>An S.PACKAGE may perform an OP.CREATE only if the value of the Sharing parameter(*) is "Standard".</p>	<p>FDP_ACC.2/FIREWALL FDP_ACF.1/FIREWALL</p>
<p>The subject S.JCRE can freely perform OP.JAVA(...) and OP.CREATE, with the following two exceptions:</p> <ol style="list-style-type: none"> <li>1. Any subject with OP.JAVA upon an O.JAVAOBJECT whose LifeTime attribute has value "CLEAR_ON_DESELECT" if O.JAVAOBJECT's Context attribute is not the same as the SELECTed applet Context.</li> <li>2. Any subject with OP.CREATE and a "CLEAR_ON_DESELECT" LifeTime parameter if the active context is not the same as the SELECTed applet Context.</li> </ol>	<p>FDP_ACC.2/FIREWALL FDP_ACF.1/FIREWALL</p>
<p>Upon deallocation of the resource from any transient object, any previous information content of the resource is made unavailable.</p>	<p>FDP_RIP.1/TRANSIENT</p>
<p>The TSF shall permit the rollback of the operations OP.JAVA and OP.CREATE on the O.JAVAOBJECTs.</p>	<p>FDP_ROL.1/FIREWALL</p>
<p>The TSF shall permit operations to be rolled back within the scope of a select(), deselect(), process() or install() call, notwithstanding the restrictions given in [JCRE305], §7.7, within the bounds of the Commit Capacity ([JCRE305], §7.8), and those described in [JCAPI305].</p>	<p>FDP_ROL.1/FIREWALL</p>
<p>Only updates to persistent objects participate in the transaction. Updates to transient objects and global arrays are never undone, regardless of whether or not they were "inside a transaction." [JCRE305], §7.7</p>	<p>FDP_ROL.1/FIREWALL</p>
<p>A TransactionException is thrown if the commit capacity is exceeded during a transaction. [JCRE305], §7.8</p>	<p>FDP_ROL.1/FIREWALL</p>
<p>Transaction &amp; PIN: When comparing a PIN, even if a transaction is in progress, update of internal state - the try counter, the validated flag, and the blocking state, do not participate in the transaction. [JCAPI305]</p>	<p>FDP_ROL.1/FIREWALL</p>

**9.1.1.2 SF.API: Application Programming Interface**

This security function provides the cryptographic algorithm and functions used by the TSF:

- TDES algorithm support 112-bit key and 168-bit key
- RSA algorithm supports up to 4096 bit keys (Std method or CRT method).
- AES algorithm with 128, 192 and 256 bit keys.
- Random generator uses the certified Hardware Random Generator that fulfils the requirements of AIS31 (see [IFX-IC]).
- SHA-1, SHA224, SHA-256, SHA-384, and SHA-512 algorithms
- Diffie-Hellman based on exponentiation and on EC algorithm.
- PACE based on DH algorithm (integrated mapping and generic mapping)
- PACE based on ECDH algorithm (integrated mapping and generic mapping)

This security function controls all the operations relative to the card keys management.

- Key generation: The TOE provides the following:

- RSA key generation manages 1024 to 2048-bits long keys (4096 for RSA CRT keys). The RSA key generation is SW and does not use the IC cryptographic library.
- The TDES key generation (for session keys) uses the random generator.
- AES key generation
- DH key generation
- ECDH key generation
- **Key destruction:** the TOE provides a specified cryptographic key destruction method that makes Key unavailable.

This security function ensures the confidentiality of keys during manipulation and ensures the de-allocation of memory after use.

This security function is supported by the IC security function SF.CS (Cryptographic support) for Random Number Generator (see [IFX-IC]).

RSA standard Key generation Algorithm – 1024, 1536, 2048	FCS_CKM.1
RSA CRT Key generation Algorithm – 1024, 1536, 2048, 4096	FCS_CKM.1
TDES Key generation Algorithm - 112	FCS_CKM.1
AES Key generation Algorithm - 128, 192, 256	FCS_CKM.1
ECC Key generation Algorithm - 160, 192, 224, 256, 320, 384, 512, 521	FCS_CKM.1
EC Diffie-Hellman Key agreement Algorithm 160, 192, 224, 256, 320, 384, 512, 521	FCS_CKM.1
DH Key agreement Algorithm 1024, 1280, 1536, 2048	FCS_CKM.1
Key deletion with JC API clearkey()	FCS_CKM.6
RSA standard Signature & Verification – RSA SHA PKCS#1, RSA SHA PKCS#1 PSS – 512 to 2048	FCS_COP.1
RSA CRT Signature & Verification – RSA SHA PKCS#1, RSA SHA PKCS#1 PSS 512 to 4096	FCS_COP.1
RSA standard Encryption (512 to 4096) & Decryption (512 to 2048)	FCS_COP.1
RSA CRT Encryption (512 to 4096) & Decryption (512 to 4096)	FCS_COP.1
TDES Encryption & Decryption – DES NOPAD, DES PKCS#5, DES 9797 M1 M2 – 112, 168	FCS_COP.1
TDES Signature & Verification – DES MAC ISO9797-1 M1 M2, DES MAC NOPAD, DES MAC PKCS#5- 112, 168	FCS_COP.1
AES Encryption & Decryption – AES 128 NOPAD – 128, 192, 256	FCS_COP.1
AES Signature & Verification – AES MAC 128 NOPAD – 128, 192, 256	FCS_COP.1
SHA-1, SHA-224, SHA-256, SHA-384, SHA-512 Message digest	FCS_COP.1
ECC for PACE Integrated Mapping & Generic Mapping 160, 192, 224, 256, 320, 384, 512, 521	FCS_COP.1
DH for PACE Integrated Mapping & Generic Mapping 1024, 2048	FCS_COP.1

**9.1.1.3 SF.CSM: Card Security Management**

Upon allocation of a resource to the APDU buffer, any previous information content of the resource is made unavailable.	FDP_RIP.1/APDU
Upon deallocation of a resource from the bArray object, any previous information content of the resource is made unavailable.	FDP_RIP.1/bArray
Upon deallocation of a resource from the applet as a result of returning from the process method, any previous information content of the resource is made unavailable.	FDP_RIP.1/GlobalArray
Upon deallocation of a resource from any reference to an object instance created during an aborted transaction, any previous information content of the resource is made unavailable.	FDP_RIP.1/ABORT

Upon deallocation of a resource from the cryptographic buffer (D.CRYPTO), any previous information content of the resource is made unavailable.	FDP_RIP.1/KEYS
The TSF shall take the following actions: <ul style="list-style-type: none"> <li>• throw an exception,</li> <li>• or lock the card session</li> <li>• or reinitialize the Java Card System and its data upon detection of a potential security violation.</li> </ul>	FAU_ARP.1
The TOE detects the following potential security violation: <ul style="list-style-type: none"> <li>• CAP file inconsistency</li> <li>• Applet life cycle inconsistency</li> <li>• Card Manager life cycle inconsistency</li> <li>• Card tearing (unexpected removal of the Card out of the CAD) and power failure</li> <li>• Abortion of a transaction in an unexpected context (see abortTransaction(), [JCAPI305] and ([JCRE305], §7.6.2)</li> <li>• Violation of the Firewall or JCVM SFPs</li> <li>• Unavailability of resources</li> <li>• Array overflow</li> <li>• Random trap detection</li> </ul>	FAU_ARP.1
The TSF shall monitor user data stored in containers controlled by the TSF for <b>integrity errors</b> on all the following objects: Cryptographic keys, PINs, applets, and softmasks when they are stored in EEPROM. Upon detection of a data integrity error, the TSF shall: <ul style="list-style-type: none"> <li>• Prevent the use of modified data</li> <li>• Raise an exception</li> </ul>	FDP_SDI.2
In order to consistently interpret <b>the CAP files, the bytecode and its data argument</b> , when shared between the TSF and another trusted IT product, the TSF shall use: <ul style="list-style-type: none"> <li>• The rules defined in [JCVM305] specification;</li> <li>• The API tokens defined in the export files of reference implementation</li> <li>• <b>The rules defined in ISO 7816-6</b></li> <li>• <b>The rules defined in [GP23] specification</b></li> </ul>	FPT_TDC.1
The TSF shall preserve a secure state when the following types of failures occur: <b>those associated to the potential security violations described in FAU_ARP.1</b> . The Java Card RE Context is the Current context when the Java Card VM begins running after a card reset ([JCRE305], §6.2.3) or after a proximity card (PICC) activation sequence ([JCRE305] §4.1.2). Behavior of the TOE on power loss and reset is described in [JCRE305], §3.6, and §7.1. Behavior of the TOE on RF signal loss is described in [JCRE305], §3.6.2	FPT_FLS.1/JCS
No one can observe the operation <b>cryptographic operations / comparisons operations on Key values / PIN values</b> by <b>S.JCRE, S.Applet</b> .	FPR_UNO.1

**9.1.1.4 SF.AID: AID Management**

Only <b>the JCRE</b> can <b>modify</b> the <b>list of registered applets' AIDs</b> .	FMT_MTD.1/JCRE
Only secure values are accepted for <b>the AIDs of registered applets</b> .	FMT_MTD.3/JCRE
The TSF shall maintain the following list of security attributes belonging to individual users: <ul style="list-style-type: none"> <li>• <b>package AID</b></li> <li>• <b>Applet's version number</b></li> <li>• <b>registered applet's AID</b></li> <li>• <b>applet selection status ([JCVM305], §6.5)</b></li> </ul>	FIA_ATD.1/AID
The TSF shall require each user to be successfully identified before allowing any other TSF-mediated actions on behalf of that user.	FIA_UID.2/AID

Initial applet selection is performed as described in [JCRE305] §4 Applet selection is performed after a successful SELECT FILE command as described in [JCRE305] §4.	FIA_USB.1/AID
--	---------------

9.1.1.5 SF.INST: Installer

the protocol used provides for the unambiguous association between the security attributes and the user data received: The format of the CAP file is precisely defined in Sun's specification ([JCV305]); it contains the user data (like applet's code and data) and the security attribute altogether.	FDP_ITC.2/Installer
Each package contains a package Version attribute, which is a pair of major and minor version numbers ([JCV305], §4.5). With the AID, it describes the package defined in the CAP file. When an export file is used during preparation of a CAP file, the versions numbers and AIDs indicated in the export file are recorded in the CAP files ([JCV305], §4.5.2): the dependent packages Versions and AIDs attributes allow the retrieval of these identifications. Implementation-dependent checks may occur on a case-by-case basis to indicate that package files are binary compatibles. However, package files do have "package Version Numbers" ([JCV305]) used to indicate binary compatibility or incompatibility between successive implementations of a package, which obviously directly concern this requirement.	FDP_ITC.2/Installer
A package may depend on (import or use data from) other packages already installed. This dependency is explicitly stated in the loaded package in the form of a list of package AIDs. The loading is allowed only if, for each dependent package, its AID attribute is equal to a resident package AID attribute, the major (minor) Version attribute associated to the former is equal (less than or equal) to the major (minor) Version attribute associated to the latter ([JCV305], §4.5.2).	FDP_ITC.2/Installer
The TSF shall maintain the roles: <b>the installer</b>	FMT_SMR.1/Installer
The TSF shall preserve a secure state when the following types of failures occur: <b>the installer fails to load/install a package/applet as described in [JCRE305] §11.1.4</b>	FPT_FLS.1/Installer
After <b>Failure during applet loading, installation and deletion; sensitive data loading</b> , the TSF ensures the return of the TOE to a secure state using automated procedures. The TSF provides the capability to determine the objects that were or were not capable of being recovered.	FPT_RCV.3/Installer

9.1.1.6 SF.ADEL: Applet Deletion

Only <b>the Java Card RE (S.JCRE)</b> can <b>modify</b> the security attributes: <b>ActiveApplets</b> . The modification of the ActiveApplets security attribute should be performed in accordance with the rules given in [JCRE305], §4.	FMT_MSA.1/ADEL
Provide restrictive default values for security attributes that are used to enforce the SFP.	FMT_MSA.3/ADEL
The TSF shall maintain the roles: <b>the applet deletion manager</b> .	FMT_SMR.1/ADEL
The TSF shall be able to <b>Modify the ActiveApplets security attribute</b> . ([JCRE305], §11.3.4.1, Applet Instance Deletion). The S.ADEL may perform OP.DELETE_APPLET upon an O.APPLET only if, (1) S.ADEL is currently selected, (2) O.APPLET is deselected and (3) there is no O.JAVAOBJECT owned by O.APPLET such that either O.JAVAOBJECT is reachable from an applet instance distinct from	FMT_SMF.1/ADEL FDP_ACC.2/ADEL FDP_ACF.1/ADEL

O.APPLET, or O.JAVAOBJECT is reachable from a package P, or ([JCRE305], §8.5) O.JAVAOBJECT is remote reachable.	
([JCRE305], §11.3.4.1, Multiple Applet Instance Deletion). The S.ADEL may perform OP.DELETE_APPLET upon several O.APPLET only if, (1) S.ADEL is currently selected, (2) every O.APPLET being deleted is deselected and (3) there is no O.JAVAOBJECT owned by any of the O.APPLET being deleted such that either O.JAVAOBJECT is reachable from an applet instance distinct from any of those O.APPLET, or O.JAVAOBJECT is reachable from a package P, or ([JCRE305], §8.5) O.JAVAOBJECT is remote reachable.	FDP_ACC.2/ADEL FDP_ACF.1/ADEL
([JCRE305], §11.3.4.2, Applet/Library Package Deletion). The S.ADEL may perform OP.DELETE_PKG upon an O.CODE_PKG only if, (1) S.ADEL is currently selected, (2) no reachable O.JAVAOBJECT, from a package distinct from O.CODE_PKG that is an instance of a class that belongs to O.CODE_PKG exists on the card and (3) there is no package loaded on the card that depends on O.CODE_PKG.	FDP_ACC.2/ADEL FDP_ACF.1/ADEL
([JCRE305], §11.3.4.3, Applet Package and Contained Instances Deletion). The S.ADEL may perform OP.DELETE_PKG_APPLET upon an O.CODE_PKG only if, (1) S.ADEL is currently selected, (2) no reachable O.JAVAOBJECT, from a package distinct from O.CODE_PKG, which is an instance of a class that belongs to O.CODE_PKG exists on the card, (3) there is no package loaded on the card that depends on O.CODE_PKG and (4) for every O.APPLET of those being deleted it holds that: (i) O.APPLET is deselected and (ii) there is no O.JAVAOBJECT owned by O.APPLET such that either O.JAVAOBJECT is reachable from an applet instance not being deleted, or O.JAVAOBJECT is reachable from a package not being deleted, or ([JCRE305],§8.5) O.JAVAOBJECT is remote reachable.	FDP_ACC.2/ADEL FDP_ACF.1/ADEL
However, the S.ADEL may be granted privileges ([JCRE305], §11.3.5) to bypass the preceding policies. For instance, the logical deletion of an applet renders it unselectable; this has implications on the management of the associated TSF data (see application note of FMT_MTD.1.1/JCRE).	FDP_ACF.1/ADEL
Only the S.ADEL can delete O.CODE_PKG or O.APPLET from the card.	FDP_ACF.1/ADEL
Upon deallocation of a resource from the <b>applet instances and/or packages when one of the deletion operations in FDP_ACC.2.1/ADEL is performed on them</b> , any previous information content of the resource is made unavailable.	FDP_RIP.1/ADEL
Requirements on de-allocation during applet/package deletion are described in [JCRE305], §11.3.4.1, §11.3.4.2 and §11.3.4.3.	FDP_RIP.1/ADEL
The TSF shall preserve a secure state when the following types of failures occur: <b>the applet deletion manager fails to delete a package/applet as described in [JCRE305], §11.3.4.</b>	FPT_FLS.1/ADEL

**9.1.1.7 SF.ODEL: Object Deletion**

Upon deallocation of the resource from the objects owned by the context of an applet instance which triggered the execution of the method	FDP_RIP.1/ODEL
---	----------------

javacard.framework.JCSystem.requestObjectDeletion(), any previous information content of the resource is made unavailable.	
The TSF shall preserve a secure state when the following types of failures occur: the object deletion functions fail to delete all the unreferenced objects owned by the applet that requested the execution of the method.	FPT_FLS.1/ODEL

**9.1.1.8 SF.CAR: Secure Carrier**

No one can <b>modify</b> the security attributes <b>AID</b>	FMT_MSA.1/CM
Default values for security attributes are: <ul style="list-style-type: none"> <li>User role: none</li> <li>Applet checked: No</li> <li>DAP Key OK: No</li> </ul>	FMT_MSA.3/CM
The TSF shall maintain the roles: <b>Card Manager</b>	FMT_SMR.1/CM
The Card Manager loads applets with their AID.	FMT_SMF.1/CM
The TOE enforces the generation of evidence of origin for transmitted <b>application packages</b> at all times.	FCO_NRO.2/CM
The TOE allows: <ul style="list-style-type: none"> <li>JCAPI with already installed applets</li> <li>APDUs for Applets</li> </ul> on behalf of the user to be performed before the user is authenticated.	FIA_UAU.1/CM
The TOE allows: <ul style="list-style-type: none"> <li>JCAPI with already installed applets</li> <li>APDUs for Applets</li> </ul> on behalf of the user to be performed before the user is identified.	FIA_UID.1/CM
Only the user with the security attribute role set to Operator can load an applet.  Only applets with the security attribute Checked set to YES can be transferred.  The DAP key OK security attribute must be set to TRUE to check the integrity and the origin of the applet	FDP_IFC.2/CM FDP_IFF.1/CM
Package loading is protected against <b>modification, deletion, insertion, and replay</b> errors. If such an error occurs, it is detected at reception.	FDP_UIT.1/CM
New packages can be loaded and installed on the card only on demand of the card issuer. This is done through a GP Secure Channel.	FPT_ITC.1/CM

**9.1.1.9 SF.SCP: Smart Card Platform**

The TSF periodically tests the security mechanisms of the IC. It also checks the integrity of sensitive assets: Applets, PIN and Keys.	FPT_TST.1/SCP
The TSF resists physical attacks	FPT_PHP.3/SCP
The TSF offers transaction mechanisms	FPT_RCV.4/SCP

**9.1.1.10 SF.CMG: Card Manager**

The Card Manager loads and extradites applets. It also loads GP key.	FDP_ACC.1/CMGR FDP_ACF.1/CMGR
No one can modify the security attribute code category	FMT_MSA.1/CMGR
Only restrictive default values can be used for the code category	FMT_MSA.3/CMGR

9.1.1.11 SF.APIs: Specific API

Provides means to application to control execution flow, to detect any failure and to react if required	FPT_FLS.1/SpecificAPI
Provides means to application to execute securely data transfer and comparison, to detect any failure during operation and to react if required..	FPT_ITT.1/SpecificAPI
Provides means to introduce dummy operations leading to unobservability of sensitive operation	FPR_UNO.1/SpecificAPI

9.1.1.12 SF.RND: RNG

Provide a random value	FCS_RNG.1
------------------------	-----------

**9.1.2 SF provided by MultiApp V4.2 PACE Module**

SF	Description
SF.REL	Protection of data
SF.AC	Access control
SF.SYM_AUTH	Symmetric authentication
SF.SM	Secure messaging
SF.PERSO	Provides service for Personalization of data in used in PACE

**Table 27: Security Functions provided by the MultiApp V4.2 with PACE**

The SF.REL function provides the protection of data on the TOE as detailed in next table.

Provides physical protection of the TOE and preservation of TOE secure state as defined in	FPT_PHP.3; FPT_FLS.1
Addresses the inherent leakage to TOE cryptographic operation	FPT_EMS.1
Provides the TOE test mechanisms as defined in	FPT_TST.1
Provides protection against misuse of TOE test features as defined in	FMT_LIM.1/PERSO and FMT_LIM.2/PERSO

The SF.AC function provides the access control of the TOE as listed in next table.

Provides TOE access control to specific data as defined in	FMT_MTD.1/INI_ENA, FMT_MTD.1/INI_DIS
Provides no access to specific data as defined in	FMT_MTD.1/KEY_READ
Provides the role management as defined in	FMT_SMR.1/PACE FMT_SMR.1/PERSO
Provides management functions linked to the states of the TOE as defined in	FMT_SMF.1/PERSO FMT_SMF.1/PACE

The SF.SYM\_AUTH function provides the symmetric authentication functions to the TOE as listed in next table.

It encompasses the PACE identification and authentication as defined in	FIA_UID.1/PACE FIA_UAU.1/PACE FIA_UAU.4/PACE FIA_UAU.5/PACE FIA_UAU.6/PACE
It manages error in SM establishment as defined in	FIA_AFL.1/PACE
The role authentication as requested by	FMT_SMR.1/PACE

The SF.SM function provides the secure messaging of the TOE as listed in next table.

It provides the establishment of SM as defined in	<b>FCS_CKM.1/DH_PACE, FTP_ITC.1/PACE FCS_RNG.1/PACE</b>
It provides the secure transfer of data through SM as defined in	<b>FCS_COP.1/PACE_ENC FCS_COP.1/PACE_MAC <del>FCS_COP.1/PACE_CAM</del></b>
It performs the erasure of session keys and sensitive data as defined in	<b>FCS_CKM.6/PACE</b> and <b>FDP_RIP.1/PACE.</b>

The SF.PERSO function provides the service to personalize the TOE as listed in next table.

It provides the nonce and session key for SM for personalization operation as defined in	<b>FCS_RNG.1/PACE, FCS_CKM.1/PERSO</b>
It provides the establishment of SM and manage error as defined in	<b>FIA_AFL.1/PERSO</b>
It provides the identification and authentication in personalisation phase as defined in	<b>FIA_UID.1/PERSO FIA_UAU.1/PERSO FMT_SMR.1/PERSO</b>
It provides secure import of sensitive data using crypto mechanisms	<b>FMT_SMF.1/PERSO FCS_COP.1/PERSO</b>
It performs the erasure of session keys and sensitive data as defined in	<b>FCS_CKM.6/PACE</b> and <b>FDP_RIP.1/PACE</b>

**9.1.3 TSFs provided by the IFX\_CCI\_000010h**

The evaluation is a composite evaluation and uses the results of the CC evaluation provided by [CR-IC]. The IC and its primary embedded software have been evaluated at level EAL 6+. These SF are the same for the IC considered in this ST;

SF	Description
SF_DPM	Device Phase Management
SF_PS	Protection against Snooping
SF_PMA	Protection against Modification Attacks
SF_PLA	Protection against Logical Attacks
SF_CS	Cryptographic Support

**Table 28: Security Functions provided by the Infineon IFX\_CCI\_000010h**

**9.2 THESE SF ARE DESCRIBED IN [IFX-IC].**

**9.3 ASSURANCE MEASURES**

Assurance Measure	Document title
AM_ASE	MultiApp V4.2 JCS Security Target
AM_ADV_Spec	Functional Specifications - MultiApp V4.2
AM_ADV_Design	Design – MultiApp V4.2
AM_ADV_Int	Internals – MultiApp V4.2
AM_ALC	Class ALC – MultiApp V4.2
AM_AGD	Guidance – MultiApp V4.2
AM_ATE	Class ATE – MultiApp V4.2
AM_CODE	Source Code – MultiApp V4.2
AM_Samples	Samples – MultiApp V4.2

**Table 29: Assurance Measures.**

The development team uses a configuration management system that supports the generation of the TOE. The configuration management system is well documented and identifies all different configuration items. The configuration management tracks the implementation representation, design documentation, test documentation, guidance documentation. The security of the configuration management is described in detail in a separate document.

The delivery process of the TOE is well defined and follows strict procedures. Several measures prevent the modification of the TOE based on the developer’s master copy and the user’s version. The Administrator and the User are provided with necessary documentation for initialization and start-up of the TOE.

The implementation is based on an informal design of the components of the TOE. The description is sufficient to generate the TOE without other design requirements.

The correspondence of the Security Functional Requirements (SFR) with less abstract representations will be demonstrated in a separate document. This addresses ADV\_ARC, ADV\_FSP, ADV\_IMP, and ADV\_TDS.

The tools used in the development environment are appropriate to protect the confidentiality and integrity of the TOE design and implementation. The development is controlled by a life cycle model of the TOE. The development tools are well defined and documented.

The Thales R&E organization is equipped with organizational and personnel means that are necessary to develop the TOE.

As the evaluation is identified as a composite evaluation based on the CC evaluation of the hardware, the assurance measures related to the hardware (IC) will be provided by documents of the IC manufacturer.

**10 RATIONALES**

**10.1 TOE SUMMARY SPECIFICATION RATIONALE**

**10.1.1 TOE security functions rationale**

	SF.FW	SF.API	SF.CSM	SF.AID	SF.INST	SF.ADEL	SF.ODEL	SF.CAR	SF.SCP	SF.CMG	SF.APIs.	SF.RND
FDP_ACC.2/FIREWALL	X											
FDP_ACF.1/FIREWALL	X											
FDP_IFC.1/JCVM	X											
FDP_IFF.1/JCVM	X											
FDP_RIP.1/OBJECTS	X											
FMT_MSA.1/JCRE	X											
FMT_MSA.1/JCVM	X											
FMT_MSA.2/FIREWALL_JCVM	X											
FMT_MSA.3/FIREWALL	X											
FMT_MSA.3/JCVM	X											
FMT_SMR.1/JCRE	X											
FMT_SMF.1/CORE_LC	X											
FCS_CKM.1		X										
FCS_CKM.6		X										
FCS_COP.1		X										
FDP_RIP.1/ABORT		X										
FDP_RIP.1/APDU		X										
FDP_RIP.1/bArray			X									
FDP_RIP.1/GlobalArray			X									
FDP_RIP.1/KEYS		X										
FDP_RIP.1/TRANSIENT		X										
FDP_ROL.1/FIREWALL		X										
FAU_ARP.1			X									
FDP_SDI.2			X									
FPR_UNO.1			X									
FPT_FLS.1/JCS			X									
FPT_TDC.1			X									
FIA_ATD.1/AID				X								
FIA_UID.2/AID				X								
FIA_USB.1/AID				X								
FMT_MTD.1/JCRE				X								
FMT_MTD.3/JCRE				X								
FDP_ITC.2/Installer					X							
FMT_SMR.1/Installer					X							
FPT_FLS.1/Installer					X							
FPT_RCV.3/Installer					X							
FDP_ACC.2/ADEL						X						
FDP_ACF.1/ADEL						X						

	SF.FW	SF.API	SF.CSM	SF.AID	SF.INST	SF.ADEL	SF.ODEL	SF.CAR	SF.SCP	SF.CMG	SF.APIs.	SF.RND
FDP_RIP.1/ADEL						X						
FMT_MSA.1/ADEL						X						
FMT_MSA.3/ADEL						X						
FMT_SMF.1/ADEL						X						
FMT_SMR.1/ADEL						X						
FMT_SMF.1/ADEL						X						
FPT_FLS.1/ADEL						X						
FDP_RIP.1/ODEL							X					
FPT_FLS.1/ODEL							X					
FCO_NRO.2/CM								X				
FDP_IFC.2/CM								X				
FDP_IFF.1/CM								X				
FDP_UIT.1/CM								X				
FIA_UAU.1/CM								X				
FIA_UID.1/CM								X				
FMT_MSA.1/CM								X				
FMT_MSA.3/CM								X				
FMT_SMF.1/CM								X				
FMT_SMR.1/CM								X				
FTP_ITC.1/CM								X				
FPT_TST.1/SCP									X			
FPT_PHP.3/SCP									X			
FPT_RCV.4/SCP									X			
FDP_ACC.1/CMGR										X		
FDP_ACF.1/CMGR										X		
FMT_MSA.1/CMGR										X		
FMT_MSA.3/CMGR										X		
FPT_FLS.1/SpecificAPI											X	
FPT_ITT.1/SpecificAPI											X	
FPR_UNO.1/SpecificAPI.											X	
FCS_RNG.1												X

Table 30: Rationale table of functional requirements and security functions

**10.1.2 TOE security functions rationale for PACE MODULE**

	SF.REL	SF.AC	SF.SYM_AUT	SF.SM	SF.PERSO	SF of IFX_CCI_000010	SF_DPM	SF_PS	SF_PMA	SF_PLA	SF_CS
FCS_CKM.1/DH_PACE				X							X
FCS_CKM.1/PERSO					X						X
<b>FCS_CKM.6/PACE</b>				X	X						
FCS_COP.1/PACE_ENC				X							X
FCS_COP.1/PACE_MAC				X							X

	SF.REL	SF.AC	SF.SYM_AUT	SF.SM	SF.PERSO	SF of IFX_CCI_000010	SF_DPM	SF_PS	SF_PMA	SF_PLA	SF_CS
<del>FCS_COP.1/PACE_CAM</del>				X							
FCS_COP.1/PERSO					X						X
FCS_RNG.1/PACE				X	X						X
FIA_AFL.1/PERSO					X						
FIA_AFL.1/PACE			X								
FIA_UID.1/PERSO					X						
FIA_UAU.1/PERSO					X						
FIA_UID.1/PACE			X								
FIA_UAU.1/PACE			X								
FIA_UAU.4/PACE			X								
FIA_UAU.5/PACE			X								
FIA_UAU.6/PACE			X								
FDP_RIP.1/PACE				X	X						
FTP_ITC.1/PACE				X							
FMT_SMF.1/PACE		X									
FMT_SMF.1/PERSO		X			X						
FMT_SMR.1/PACE		X	X								
FMT_SMR.1/PERSO		X			X						
FMT_LIM.1/PERSO	X						X				
FMT_LIM.2/PERSO	X						X				
FMT_MTD.1/INI_ENA		X									
FMT_MTD.1/INI_DIS		X									
FMT_MTD.1/KEY_READ		X									
FPT_EMS.1	X						X	X			
FPT_TST.1	X								X		X
FPT_FLS.1	X							X	X	X	X
FPT_PHP.3	X						X	X	X	X	X

**Table 31: Rationale of SFR PACE Module vs PACE and IC Security Functions**

The security functional requirement **FCS\_CKM.1/DH\_PACE** is fulfilled by TOE security function SF.SM “Secure Messaging” which enforces PACE SM cryptographic mechanisms. It is also enforced by the IC security function SF\_CS “Cryptographic support” which provides IC cryptographic algorithms.

**FCS\_CKM.1/PERSO** is fulfilled by TOE security function SF.PERSO which enforces key generation for personalization sensitive operations. It is also enforced by the IC security function SF\_CS “Cryptographic support” which provides IC cryptographic algorithms.

The security functional requirement **FCS\_CKM.6/PACE** is fulfilled by TOE security function SF.SM and SF.PERSO.

The security functional requirements **FCS\_COP.1/PACE\_ENC**, **FCS\_COP.1/PACE\_MAC**, fulfilled by the TOE security function SF.SM “Secure Messaging” which enforces PACE SM cryptographic mechanisms.

**FCS\_COP.1/PACE\_MAC** The security functional requirement **FCS\_RNG.1/PACE** are fulfilled by the TOE security function SF.SM SF.SM and SF.PERSO managing RND generation. It is also enforced by the IC security function SF\_CS “Cryptographic support” which provides IC cryptographic algorithms.

**FCS\_COP.1/PACE\_MAC** The security functional requirement **FCS\_RNG.1/PACE** are fulfilled by the TOE security function SF.SM SF.SM and SF.PERSO managing RND generation. It is also enforced by the IC security function SF\_CS “Cryptographic support” which provides IC cryptographic algorithms.

The security functional requirements **FIA\_AFL.1/PACE**,

**FIA\_UID.1/PACE, FIA\_UAU.1/PACE, FIA\_UAU.4/PACE, FIA\_UAU.5/PACE, and FIA\_UAU.6/PACE** are fulfilled by the TOE security function SF.SYM\_AUTH “Symmetric authentication” which manages symmetric authentication functions and error management.

**FIA\_AFL.1/PERSO, FIA\_UID.1/PERSO, FIA\_UAU.1/PERSO**, are fulfilled by the TOE security function SF.PERSO which manages Personalisation sensitive operations and Personalization secure channel functions.

The security functional requirement **FDP\_RIP.1/PACE** is fulfilled by TOE security function SF.SM “Secure Messaging” and SF.PERSO which enforce the erasure of sensitive data transferred in secure channel.

The security functional requirement **FTP\_ITC.1/PACE** is fulfilled by TOE security function SF.SM “Secure Messaging” which ensures the establishment of the secure messaging.

The security functional requirement **FMT\_SMF.1/PACE** is fulfilled by the TOE security function SF.AC “Access Control” which ensures the management functions in the different life cycle status.

The security functional requirement **FMT\_SMF.1/PERSO** is fulfilled by the TOE security function SF.AC “Access Control” which ensures the management functions in the different life cycle status and the TOE security function SF.PERSO which manages Personalisation sensitive operations allowing activation of security features as secure channel functions.

The security functional requirement **FMT\_SMR.1/PACE** is fulfilled by the TOE security function SF.AC “Access Control” which maintains the different roles according to the life cycle status. It is also fulfilled by SF.SYM\_AUTH “Symmetric authentication”, SF.PERSO “Personalization” which authenticate roles.

The security functional requirement **FMT\_SMR.1/PERSO** is fulfilled by the SF.PERSO “Personalization” which authenticate roles for personalization operations.

The security functional requirements **FMT\_LIM.1/PERSO** and **FMT\_LIM.2/PERSO** are fulfilled by TOE security function SF.AC “Access Control” and IC security function SF\_DPM “Device Phase Management” which limit the capabilities and availability of the TSF after TOE delivery.

The security functional requirements **FMT\_MTD.1/INI\_DIS, FMT\_MTD.1/INI\_ENA, FMT\_MTD.1/KEY\_READ** are fulfilled by the TOE security function SF.AC “Access Control” which manages the access control.

The security functional requirement **FPT\_EMS.1** is fulfilled by the TOE security function SF.REL “Reliability” and IC security function SF\_PS “Protection against snooping” which implement measures to limit information contained in electromagnetic and current emissions.

The security functional requirement **FPT\_TST.1** is fulfilled by the TOE security function SF.REL “Reliability” and IC security function SF\_PMA “Protection against modifying attacks” which implement tests to protect the TOE and SF\_CS “Cryptographic support” which provides Test of IC cryptographic algorithms.

The security functional requirement **FPT\_FLS.1** is fulfilled by the TOE security function SF.REL “Reliability” and the IC security functions SF.PS “Protection against snooping”, SF\_PMA “Protection against modifying attacks”, SF\_PLA “Protection against logical attacks” and SF\_CS “Cryptographic support”, which preserve secure states.

The security functional requirement **FPT\_PHP.3** is fulfilled by the TOE security function SF.REL “Reliability” and the IC security functions SF\_DPM “Device Phase Management”, SF\_PS “Protection against snooping”, SF\_PMA “Protection against modifying attacks”, SF\_PLA “Protection against logical attacks” and SF\_CS “Cryptographic support” which provides IC cryptographic algorithms, which protect the TOE against physical attacks.

**10.1.3 Assurance measures rationale**

	AM_ASE	AM_ADV_Spec	AM_ADV_Design	AM_ALC	AM_AGD	AM_ATE	AM_CODE	AM_Samples
ADV_ARC.1			X					
ADV_FSP.5		X						
ADV_IMP.1							X	
ADV_INT.2								
ADV_TDS.4			X					
AGD_OPE.1					X			
AGD_PRE.1					X			
ALC_CMC.4				X				
ALC_CMS.5				X				
ALC_DEL.1				X				
ALC_DVS.2				X				
ALC_LCD.1				X				
ALC_TAT.2				X				
ATE_COV.2						X	X	
ATE_DPT.3						X		
ATE_FUN.1						X		
ATE_IND.2						X		
AVA_VAN.5								X

**Table 32: Rationale assurance requirements vs. assurance measures**

**ADV\_ARC.1** and **ADV\_TDS.4** are fulfilled by AM\_ADV\_Design, which contains documents for the design of the TOE: High-level design describing the sub-systems and their interfaces, Low-level design describing the modules and their interfaces as well as the architecture with the security mechanisms.

**ADV\_FSP.5** is fulfilled by AM\_ADV\_Spec. It describes the security functions that enforce the SFR and their activation by external interfaces of the TOE.

**ADV\_IMP.1** is fulfilled by AM\_CODE: source code of the product implementation.

**ADV\_INT.2** is fulfilled by AM\_ADV\_Int. It describes the TSF internals and justifies that the TSF is well structured.

**ALC\_CMC.4, ALC\_CMS.5, ALC\_DEL.1, ALC\_DVS.2, ALC\_LCD.1, and ALC\_TAT.2** are fulfilled by AM\_ALC with documents dedicated to the TOE – CM Plan, Configuration List, Specific delivery procedures Tool parameter Configuration - and also corporate documents – CM tool description, product life-cycle, Transport policy and project tracking.

**AGD\_OPE.1 and AGD\_PRE** are fulfilled by AM\_AGD: Two guides, which describe how the TOE shall be prepared in personalization, and how it shall be used by its holder.

**ATE\_COV.2, ATE\_DPT.3, ATE\_FUN.1 and ATE\_IND.2** are fulfilled by AM\_ATE, which includes all tests scripts and documents related to the functional and security tests of the TOE. In addition ATE\_FUN.1 and ATE\_IND.2 are fulfilled by AM\_CODE which provides the possibility for alternative testing approach “source code review”.

**AVA\_VAN.5** is fulfilled by AM\_Samples: The evaluator tests the provided samples to assess that they effectively resist high-potential attacks.

### 10.2 PP CLAIMS RATIONALE

This Security Target is conformant with the Protection Profile “Java Card System, Open configuration”, [PP-JCS-Open]. The Open 2.2.x configuration of [PP-JCS-Open] is used.

As the IC is included in the TOE, OE.CARD-MANAGEMENT, OE.SCP.RECOVERY, OE.SCP.SUPPORT, and OE.SCP.IC are changed into the following Objectives on the TOE: O.CARD-MANAGEMENT, O.SCP.RECOVERY, O.SCP.SUPPORT, and O.SCP.IC.

As the SCP is included in the TOE, OE.NATIVE, OE.SCP.RECOVERY, OE.SCP.SUPPORT, and OE.SCP.IC are changed into the following Objectives on the TOE: O.NATIVE, O.SCP.RECOVERY, O.SCP.SUPPORT, and O.SCP.IC.

There are extra TOE objectives O.SpecificAPI and O.RNG to provide additional services to applications. Such extension has no impact on PP coverage.

There are extra Threats, OSP, Assumptions, TOE objectives and SFR dedicated to PACE module, written in dedicated paragraphs and without conflict with [PP-JCS-Open].

As no other modification was done, we can conclude that the conformance is demonstrated

**END OF DOCUMENT**