




Bundesamt
für Sicherheit in der
Informationstechnik



Common Criteria Protection Profile Health Professional Card (PP-HPC) with SSCD Functionality Heilberufsausweis (HBA) einschließlich SSEE Funktionalität



BSI-PP-0018-V2

Approved by the
Federal Ministry of Health



Bundesamt für Sicherheit in der Informationstechnik

Godesberger Allee 185-189, 53175 Bonn • Postfach 200363, 53133 Bonn
Tel.: +49 (0) 1888 9582-0 • Fax: +49 (0) 1888 9582-400 • Internet: www.bsi.bund.de

—— this page was intentionally left blank ——

Foreword

This 'Protection Profile — Professional Health Card (PP-HPC) with SSCD Functionality' is issued by Bundesamt für Sicherheit in der Informationstechnik, Germany.

The document has been prepared as a Protection Profile (PP) following the rules and formats of Common Criteria version 2.3 [1], [2], [3].

Correspondence and comments to this Protection Profile — Professional Health Card (PP-HPC) with SSCD Functionality should be referred to:

CONTACT ADDRESS

**Bundesamt für Sicherheit in der Informationstechnik
Godesberger Allee 185-189
D-53175 Bonn, Germany**

**Tel +49 1888 9582-0
Fax +49 1888 9582-400**

Email bsi@bsi.bund.de

NUR FÜR DIE ERARBEITUNGSPHASE GÜLTIG**Change history**

Version	Date	Reason	Remarks
1.1	3 rd February 2006	SHA-256 removed from FCS_COP.1/SHA	
1.2	14 th September 2007	QES included	
1.3	1 st February 2008	For comments due to updates of the HPC specification, rationale for QES is incomplete	
1.4	1 st June 2008	Updated in compliance with version 2.2.3 of Specification German Health Professional Card and Security Module Card	
1.5	20 th August 2008	Updated in compliance with version 2.2.3 and SQR of Specification German Health Professional Card and Security Module Card	
1.6	29 th August 2008	Update in order to align PP HPC with PP SMC	
1.99	13 th November 2008		
2.4	3 rd March 2009	Update after the comments of the evaluator	
2.5	6 th April 2009	Update after the comments of BSI	

Last Version: 2.5 (6th April 2009)**Variables**

Name	Value	Display
File name and sizes	Set automatically	Protection Profile_HPC_v2.5.doc
Last Version	2.5	2.5
Date	6 th April 2009	6 th April 2009
Classification	unclassified	unclassified
Authors	Wolfgang Killmann, Dr. Alla Gnedina, Jens Kroder	Wolfgang Killmann, Dr. Alla Gnedina, Jens Kroder

Table of Content

1	PP Introduction.....	7
1.1	PP reference	7
1.2	PP Overview	7
1.3	Conformance Claim.....	7
2	TOE Description	8
2.1	TOE definition	8
2.2	TOE usage and security services for operational use	9
2.3	TOE life cycle.....	12
3	Security Problem Definition	16
3.1	Introduction.....	16
3.2	Organisational Security Policies	22
3.3	Threats	24
3.4	Assumptions	26
4	Security Objectives	27
4.1	Security Objectives for the TOE.....	27
4.2	Security Objectives for the Development and Manufacturing Environment.....	31
4.3	Security Objectives for the Operational Environment.....	31
5	Extended Components Definition.....	33
5.1	Definition of the Family FCS_RNG.....	33
5.2	Definition of the Family FIA_API.....	34
5.3	Definition of the Family FMT_LIM.....	35
5.4	Definition of the Family FPT_EMSEC	36
6	Security Requirements	37
6.1	Security Functional Requirements for the TOE.....	37
6.1.1	Cryptographic support (FCS).....	39
6.1.2	Identification and Authentication.....	47
6.1.3	Access Control	54

6.1.4	Security Management.....	63
6.1.5	SFR for TSF Protection.....	70
6.1.6	SFR for Trusted path/channels	75
6.2	Security Assurance Requirements for the TOE	75
6.3	Security Requirements for the IT environment.....	76
7	Rationale	76
7.1	Security Objectives Rationale.....	77
7.2	Security Requirements Rationale.....	82
7.2.1	Security Functional Requirements Coverage	82
7.2.2	Security Functional Requirements Sufficiency	84
7.2.3	Dependency Rationale.....	91
7.2.4	Rationale for the Assurance Requirements	96
7.2.5	Security Requirements – Mutual Support and Internal Consistency.....	97
8	PP Application Notes	98
8.1	Glossary and Acronyms.....	98
8.2	Literature.....	101

1 PP Introduction

1.1 PP reference

1	Title:	Protection Profile — Health Professional Card (PP-HPC) with SSCD Functionality
	Sponsor:	Bundesamt für Sicherheit in der Informationstechnik
	Editors:	Wolfgang Killmann, T-Systems GEI GmbH
	CC Version:	2.3
	Assurance Level:	The minimum assurance level for this PP is EAL4 augmented.
	General Status:	final version
	Version Number:	2.5
	Registration:	BSI-PP-0018-V2
	Keywords:	electronic health card, health professional card

1.2 PP Overview

- 2 The protection profile defines the security objectives and requirements for the electronic **Health Professional Card** (HPC, German: “Heilberufsausweis”) based on the regulations for the German health care system. It addresses the security services provided by this card, mainly:
- Authentication of the cardholder by use of a PIN,
 - Mutual Authentication between the HPC and a electronic Health Card (eHC) or the HPC and a Security Module Card (SMC),
 - Document key decipherment for an external application,
 - Client-server authentication for a client,
 - Use of the HPC as secure-signature creation device (SSCD) for qualified electronic signature (QES).

1.3 Conformance Claim

- 3 This protection profile claims conformance to
- Common Criteria for Information Technology Security Evaluation, Part 1: Introduction and General Model; Version 2.3, August 2005, CCMB-2005-08-001
 - Common Criteria for Information Technology Security Evaluation, Part 2: Security Functional Requirements; Version 2.3, August 2005, CCMB-2005-08-002
 - Common Criteria for Information Technology Security Evaluation, Part 3: Security Assurance Requirements; Version 2.3, August 2005, CCMB-2005-08-003

as follows

- Part 2 extended,
- Part 3 conformant,
- Package conformant to EAL4 augmented with ADV_IMP.2, AVA_MSU.3 and AVA_VLA.4.

2 TOE Description

2.1 TOE definition

4 The Target of Evaluation (**TOE**) is the Health Professional Card (HPC, German “Heilberufsausweis”). HPC is a contact based smart card which is conformant to the specification documents [17] and [18].

5 The **TOE** comprises of

TOE_IC, consisting of:

- the circuitry of the HPC’s chip (the integrated circuit, IC) and
- the IC Dedicated Software with the parts IC Dedicated Test Software and IC Dedicated Support Software

TOE_ES

- the IC Embedded Software (operating system)

TOE_APP

- the HPC applications (data structures and their content)

and

TOE_GD

- the guidance documentation delivered together with the TOE.

6 The **TOE** is used by an individual acting as accredited health professional

- (1) to authenticate themselves for access to the application data of a patient which are handled by the eHC or by the infrastructure of the health care service,
- (2) to authorize health employees using a Security Module Card (SMC) for access to medications data and medical data on the eHC or handled by the infrastructure of the health care service in case of emergency,
- (3) to decrypt and transcriber keys of encrypted application data,
- (4) to sign documents.

7 The **TOE** provides the following main security services:

- (1) Authentication of the cardholder by use of a PIN,
- (2) Access control for the function (3) to (9) listed below,
- (3) Asymmetric card-to-card authentication between the HPC and the eHC or SMC without establishment of a trusted channel,
- (4) Asymmetric card-to-card authentication between the HPC and a SMC with either establishing a trusted channel or with storage of introduction keys,

- (5) Symmetric card-to-card authentication between the HPC and a SMC with establishing a trusted channel,
- (6) Document key decipherment and transcipherment,
- (7) Client-server authentication,
- (8) Generation of digital signatures¹,
- (9) Terminal Support Service for random number generation.

2.2 TOE usage and security services for operational use

8 The following list provides an overview of the mandatory security services provided by the HPC during the usage phase. These security services together with the functions for the initialization and the personalization build the TSF scope of control. In order to refer to these services later on, short identifiers are defined. Note the HPC may provide optional security services like the organization-specific authentication application, which are not covered by current protection profile.

9 **Service_User_Auth_PIN:** The cardholder authenticates himself with his PIN or PUK.

This service is meant as a protection of the other services, which require user authentication. In addition it provides privacy protection because certain data in the card (or secured by the card) can only be accessed after user authentication. The HPC handles different PIN for signature-creation PIN.QES (cf. Service_Signature_Creation) and for other services PIN.CH (cf. Service_Asym_Mut_Auth_w/o_SK, Service_Client_Server_Auth and Service_Key_Decryption).

The HPC supports functions to change the PIN and to unblock the PIN (reset the retry counter). The HPC holds different PIN unblocking keys (PUK) for different PIN. The successful presentation of PUK.CH² allows unblocking and changing the PIN.CH. The successful presentation of PUK.QES allows only unblocking the associated PIN. The HPC supports to change the PIN and to unblock the PIN with secure messaging (used for remote PIN entry) and without secure messaging (used for local PIN entry, cf. [21] and TR-03114 [6] for details)

10 **Service_Asym_Mut_Auth_w/o_SK³:** Mutual Authentication using asymmetric techniques between the HPC and an eHC or a SMC without agreement of a symmetric key ([17], chapter 15, [18], section 6.1.4).

This service is meant for situations, where the eHC requires authentication by a HPC or SMC and the SMC requires authentication by HPC to provide access to protected data. This service includes two independent parts (a) the verification of an authentication attempt of an external entity by means of the commands GET CHALLENGE and EXTERNAL AUTHENTICATE and (b) the command INTERNAL AUTHENTICATE to authenticate themselves to an external entity (cf. to [17], 15.1.2, 15.2 for details). The algorithmic identifier '*rsaRoleCheck*' is used for the command EXTERNAL AUTHENTICATE and '*rsaRoleAuthentication*' is used for the command INTERNAL AUTHENTICATE (cf. for details to [17], section 15).

¹ The SSCD generates digital signatures which are qualified electronic signatures if they are based on a valid qualified certificate at the time of signature creation (cf. SigG [25], § No. 3)

² This PP defines the names PUK.CH and PUK.QES, to distinguish between the PUK for PIN.CH, and the PUK for PIN.QES. These names are not defined in the HBA specification [18].

³ The Abbreviation SK here stands for symmetric key, which is the card security protocol agreeing a symmetric key for a trusted channel (cf. e.g. [17], sec. 15).

- 11 **Service_Asym_Mut_Auth_with_SM:** Mutual Authentication using asymmetric techniques between the HPC and a SMC with agreement of symmetric keys and establishment of a trusted channel by means of secure messaging after successful authentication. The TOE supports secure messaging by means encryption of data, decryption of data, generation of MAC and verification of MAC (cf. for details to [17], sec 6.6). The keys of a secure messaging channel are stored temporarily.

This service is meant for situations, where the HPC and a SMC establish a trusted channel by means of secure messaging, i.e. the communication is secured by a MAC and may additionally be encrypted. This service runs a protocol in two linked together parts (a) the command INTERNAL AUTHENTICATE to authenticate themselves to an external entity and (b) the verification of an authentication attempt of an external entity by means of the commands GET CHALLENGE and EXTERNAL AUTHENTICATE (cf. for details to [17], 15.4.4). This service uses the commands INTERNAL AUTHENTICATE and EXTERNAL AUTHENTICATE with algorithmic identifier '*rsaSessionkey4SM*' (cf. for details to [18], section 6.1.4).

- 12 **Service_Asym_Mut_Auth_with_Intro:** Card-to-Card authentication using asymmetric techniques between the HPC and a SMC with storage of symmetric Introduction Keys after successful authentication (cf. for details to [18], sec 6.1.4). The agreed keys are stored permanently with the identity of the entity holding the same cryptographic key..

This service is meant for situations, where the HPC frequently interacts with a manageable number of SMC-As/SMC-Bs and SMC-Ks. In the context of the so called "Round of introduction" a mutual authentication with negotiation of session keys is executed; these sessions keys will be stored in a persistent way as „Introduction Keys“ after successful authentication. The agreed introduction keys belong individually to the corresponding authentication keys. The CHR of the involved SMC CVC certificate is stored as key reference after adjusting the index (first byte of CHR) to the computed key material. This service runs a protocol similar to the Service_Asym_Mut_Auth_with_SM, but the algorithmic identifier is '*rsaSessionkey4Intro*' for both authentication commands (cf. for details to [18], section 6.1.4). The authentication related data contain data elements for key computation. The symmetric introduction keys, which are stored this way, will perform the same tasks as the two asymmetric keys that were involved in the authentication procedure. Thus, an introduction object inherits certain information of the public key certificate as well as security-related properties of the private key.

- 13 **Service_Sym_Mut_Auth_with_SM:** Mutual Authentication using symmetric techniques between the HPC and an external entity with establishment of a trusted channel with secure massaging.

If the TOE and a certain SMC have been introduced to each other before, i.e. had performed Service_Asym_Mut_Auth_with_Intro, then both cards can perform a symmetric authentication by using the shared introduction keys. During a successful symmetric authentication the security status "Successful verification of the SMC role identifier" is set, since the verified role identifier, the used key identifier and the access rule of the private key have been assigned to the introduction keys during the successful asymmetric authentication.

According to the protocol of this service, firstly the command INTERNAL AUTHENTICATE with algorithmic identifier '*desSessionkey4SM*' is received by the HPC to authenticate itself to an external entity by encrypting a random number which was generated by the SMC and included in the command data. Secondly the verification of an authentication attempt of an external entity is done by means of the command EXTERNAL AUTHENTICATE with algorithmic identifier '*desSessionkey4SM*' (cf. for details to [18], 7.1.4).

A successful verification sets in the HPC the security status “CHA with role ID 'xx' successfully presented”. A trusted channel has been established, i.e. data can be transferred to the HPC in secure messaging mode.

- 14 **Service_Client_Server_Auth:** The HPC implements a PKI application, which in particular allows usage the TOE as an authentication token for a client/server authentication (by means of an asymmetric method using X.509 certificates, [18], 10.1.5). The cardholder authenticates himself with his PIN in order to access this service.

This service may for example be useful if the cardholder wants to access a server provided by the health insurance organisation, where confidential data of the cardholder are managed. So it can also be seen as an additional privacy feature.

- 15 **Service_Key_Decryption:** The HPC implements a PKI application, which in particular allows usage of the TOE as a data decryption token for Document Cipher Key Decipherment ([18], section 10.7) and Document Cipher Key Transcipherment ([18], section 10.8). Symmetric document encryption keys, which are encrypted with the cardholder’s public key can only be decrypted with the help of the card. Additionally, the HPC implements transcipherment of symmetric document keys as decryption with the cardholder private key and encryption with some imported public key in one command without export of the symmetric document key. The cardholder authenticates himself with his PIN in order to access this service.

This is meant for situations, where confidential data are stored on a server, but shall only be accessible with the cardholder’s permission. So it can also be seen as a privacy feature.

- 16 **Service_Signature_Creation:** The HPC is used as SSCD Type 3 to generate SCD/SVD pair⁴ and digital signatures. The generation of the SCD/SVD pair includes storing of the SCD and export of the SVD. These digital signatures are qualified electronic signatures if a qualified certificate for the holder of signature-creation data (SCD) and containing the corresponding signature-verification data (SVD) is valid at the time of signature-creation. The HPC stores the qualified certificate and attribute certificates of the cardholder but the HPC does not check their validity at time of signature-creation. After successful authentication the HPC allows generation (i) exactly 1 digital signature (“single-signature”) or (ii) more than 1 signature (“multiple-signature”) if the data-to-be-signed are sent by an authorised signature-creation application.

- 17 **Terminal Support Service:** The HPC provides random number generation for the operational environment, e.g. mobile card terminals.

- 18 In detail the functionality of the HPC is defined in the specifications:

Specification German Health Professional Card and Security Module Card - Part 1: Commands, Algorithms and Functions of the COS Platform, Version 2.3.0, 04.07.2008, Bundesärztekammer, Kassenärztliche Bundesvereinigung, Bundeszahnärztekammer, Bundespsychotherapeutenkammer, Kassenzahnärztliche Bundesvereinigung, Bundesapothekerkammer, Deutsche Krankenhaus-Gesellschaft

Specification German Health Professional Card and Security Module Card - Part 2: HPC Applications and Functions, Version 2.3.0, 04.07.2008, Bundesärztekammer, Kassenärztliche

⁴ The HPC specification requires to support the command GENERATE ASYMMETRIC KEY PAIR in part 1 [17] without further description of its use in part 2 [18]. This PP assumes that the TOE shall support SCD(SVD) pair generation.

Bundesvereinigung, Bundeszahnärztekammer, Bundespsychotherapeutenkammer, Kassenzahnärztliche Bundesvereinigung, Bundesapothekerkammer, Deutsche Krankenhaus-Gesellschaft

Optional Services

19 **Service_Load_Application:** The HPC may provide an option for the authorized user Card management system to load and to install new application in form of a new folder including a sub-tree (i.e. dedicated files (DF) in the Root Application (MF)) and a new elementary file (EF) including content in the Health Professional Application (DF.HPA) after delivery to the cardholder (operational state is activated).

2.3 TOE life cycle

20 The following description is a short summary of the HPC life cycle model based on a common model normally used for smart cards. The TOE life cycle is described in terms of the seven life cycle phases as usually defined for smart cards. They are summarized in the following table.

Phase	Description
1 Smartcard Embedded Software Development	<p>The Smartcard Embedded Software Developer is in charge of</p> <ul style="list-style-type: none"> the development of the Smartcard Embedded Software of the TOE, the development of the TOE related Applications and the specification of the IC initialisation and pre-personalisation requirements (though the actual data for the IC initialisation and pre-personalisation come from Phase 4, 5 resp. 6). <p>The purpose of the Smartcard Embedded Software and Applications designed during phase 1 is to control and protect the TOE and its different configurations during phases 4 to 7 (product usage). The global security requirements of the TOE are such that it is mandatory during the development phase to anticipate the security threats of the other phases.</p>
2 IC Development	<p>The IC Designer</p> <ul style="list-style-type: none"> designs the IC, develops the IC Dedicated Software, provides information, software or tools to the Smartcard Embedded Software Developer, and receives the Smartcard Embedded Software from the developer through trusted delivery and verification procedures. <p>From the IC design, IC Dedicated Software and Smartcard Embedded Software, the IC Designer</p> <ul style="list-style-type: none"> constructs the smartcard IC database, necessary for the IC photomask fabrication.
3 IC Manufacturing and Testing	<p>The IC Manufacturer is responsible for</p> <ul style="list-style-type: none"> producing the IC through three main steps:

		<ul style="list-style-type: none"> - IC manufacturing, - IC testing, and - IC pre-personalisation. <p>The IC Mask Manufacturer</p> <ul style="list-style-type: none"> • generates the masks for the IC manufacturing based upon an output from the smartcard IC database.
4	IC Packaging and Testing	<p>The IC Packaging Manufacturer is responsible for</p> <ul style="list-style-type: none"> • the IC packaging (production of modules) and • testing.
5	Smartcard Product Finishing Process	<p>The Smartcard Product Manufacturer is responsible for</p> <ul style="list-style-type: none"> • the initialisation of the TOE (in form of the initialisation of the modules of phase 4) and • its testing. <p>The smartcard product finishing process comprises the embedding of the initialised modules for the TOE and the card production what may be done alternatively by the Smartcard Product Manufacturer or by his customer (e. g. Card Issuer).</p>
6	Smartcard Personalisation	<p>The Smartcard Issuer is responsible for</p> <ul style="list-style-type: none"> • the smartcard product delivery to the smartcard end-user (the cardholder), and the end of life process, <p>The Certification Service Provider is responsible for</p> <ul style="list-style-type: none"> • the generation of the pair of signature-creation data and signature-creation-verification data, • the creation of qualified certificates for the Signatory containing the signature-verification data corresponding to the signature-creation data stored in SSCD, • the pre-personalization of the QES application for the Signatory. <p>The Personalization Service is responsible for</p> <ul style="list-style-type: none"> • the smart card personalisation and • final tests. • the authorized personalization agents are allowed to add data, modify or delete an HPC application except the QES application, <p>The personalization of the smart card includes the printing of the (cardholder specific) visual readable data onto the physical smart card, and the writing of (cardholder specific) TOE User Data and TSF Data into the smart card.</p>

7 Smartcard End-usage	<p>The Signatory is responsible for making the HPC and especially the SCD operational by changing the transport PIN to operational PIN.</p> <p>The (optional) Card Management System may be responsible for managing applications.⁵</p> <p>The TOE is used as HPC by the smart cardholder in the Operational use phase.</p>
------------------------------	--

Table 1: Smart Card Life Cycle Overview

- 21 The following paragraphs describe, how the application of the CC assurance classes is related to these phases.
- 22 The CC do not prescribe any specific life cycle model. However, in order to define the application of the assurance classes, the CC assume the following implicit life cycle model consisting of three phases:
- TOE development (including the development as well as the production of the TOE),
 - TOE delivery,
 - TOE operational use.
- 23 For the evaluation of the HPC the phases 1 up to 4 as defined in Table 1 are part of the TOE development in the sense of the CC. The phases 6 and 7 are part of the operational use in the sense of the CC. The phase 5 may be part of one of these CC phases or may be split between them depending on the specific model used by the TOE developer. The writer of the ST shall define the exact boundary. However, this Protection Profile requires that the following conditions have to be met:
- 24 All executable software in the TOE has to be covered by the evaluation. This is one of the reasons to include the assurance component ADV_IMP.2.
- 25 The data structures and the access rights to the health application data as defined in the HPC specification [18] are covered by the evaluation.
- 26 If the Card Management System or the card issuer load data onto the smartcard in the phase 7 Smartcard End-usage these data shall be non-executable only.
- 27 **Application note 1:** The following examples and remarks may help ST writers to define the boundary of TOE development.
- a. The following variations for the boundary of the TOE development are acceptable:
 - o Phase 5 completely belongs to the TOE development, i.e. the TOE is delivered as an IC already embedded in the plastic card and containing all software and at least the data structures as defined in the specification [18].

⁵ Because this feature is optional (cf. [18], chapter 13) it is not addressed in this protection profile. If provided by the TOE the security target shall address the appropriate security requirements.

- The TOE is delivered as an initialised module, i.e. it contains all software and at least the data structures as defined in the specification [18], but isn't embedded in a plastic card yet.
 - The TOE is delivered in (at least) two parts: The hardware as a module or already embedded in a plastic card on the one hand and a file containing parts of the initialisation data on the other hand. Both parts together again contain all software and at least the data structures as defined in the specification [18] (which in particular means that all of this is evaluated during ADV activities). In this case the evaluation must also show as a result that the functions used by the customer (Personalisation Agent / card issuer) for loading the initialisation data into the hardware provide sufficient protection against modification and (where applicable) disclosure of these data.
- b. The following remarks may show how some CC assurance activities apply to parts of the life cycle⁶:
- The ALC and ACM classes, which deal with security measures in the development environment of the TOE apply to all development and production environments of Phases 1 up to 4 and those parts of Phase 5 belonging to TOE development as defined in the ST for a TOE. In particular the sites, where the software of the TOE is developed as well as the hardware development and production sites are subject to these CC classes (for example with regard to site visits). In the context of a composite evaluation some of the phases may already be covered by a IC hardware evaluation.
 - The measures for delivery of the TOE to the Personalisation Agent / card issuer are subject to ADO_DEL.
 - If the third model described in a. above is used (delivery of hardware and initialisation file), the loading of the initialisation data can be interpreted as part of installation, generation and start-up and is therefore covered by ADO_IGS.
 - The guidance documentation delivered by the TOE developer as part of the TOE delivery procedures are covered by AGD and ADO_IGS. Since the Personalisation Agent / card issuer is the first "user" of the TOE after delivery, the guidance documentation is mainly directed to him. He may be defined as the administrator of the TOE or as a special user role. Since the guidance documentation in particular needs to describe all measures necessary for secure use of the TOE, it needs to contain information on the following issues:
 - Secure handling of the personalisation of the TOE.
 - Preparation of the TOE as secure signature-creation device by the Certification Service Provider.
 - Secure handling of delivery of the personalised TOE from the Personalisation Agent / card issuer to the cardholder.

⁶ These activities already follow from the CC definitions. Therefore it is not necessary to define them as refinements to the CC assurance components. However these explicit notes may serve as a help for ST writers and TOE developers to understand the connection between the life cycle model and some CC requirements.

- Security measures for end-usage, which the Personalisation Agent / card issuer needs to communicate to the cardholder. A simple example for this may be the requirement for the cardholder, to handle his PIN(s) securely. Since the documents accompanying the card during transport from card issuer to cardholder will probably not be available at the time of evaluation, the guidance documents for the Personalisation Agent / card issuer need to contain this information connected with the requirement that the card issuer covers all such issues in his delivery documents.

3 Security Problem Definition

28 The Security Problem Definition (SPD) is the part of a PP, which describes

- **assets**, which the TOE shall protect,
- **subjects**, who are users (human or system) of the TOE or who might be threat agents (i. e. attack the security of the assets)
- **organisational security policies** , which describe overall security requirements defined by the organisation in charge of the overall system including the TOE. In particular this may include legal regulations, standards and technical specifications.
- **threats** against the assets, which shall be averted by the TOE together with its environment
- **assumptions** on security relevant properties and behaviour of the TOE's environment

3.1 Introduction

Assets

29 The assets to be protected by the TOE are data listed in Table 2 and the security services provided by the TOE as defined above. The data assets known to the TOE environment like public keys shall be protected by the TOE environment as well.

30 Table 2: Assets of the HPC

Name of data asset	Description	Operation by commands ⁷
Certificate of the Certificate Service Provider (C.CA_HPC.CS)	C.CA_HPC.CS contains the card verifiable certificate of the Certificate Service Provider, issued by the Root CA for Health Care for a Certificate Authority HPC. It contains the public key PuK.CA_HPC.CS for verification of the card verifiable certificates like C.HPC.AUTR_CVC. It is	SELECT, READ BINARY

⁷ All other access methods are forbidden (access right is set to NEVER).

Name of data asset	Description	Operation by commands ⁷
	part of the user data provided for the convenience of the IT environment. The integrity of this data shall be protected. If this data is provided by the IT environment it shall be verified by means of PuK.RCA.CS	
Card Authentication Private Key (PrK.HPC.AUTD_SUK_CVC)	The card authentication private key PrK.HPC.AUTD_SUK_CVC is for C2C-authentications between HPC and SMC-A/B for PIN transfer and between HPC and SMC-K for DTBS transfer to the HPC with establishing a trusted channel by means of secure messaging or with storing of introduction keys. It is part of the user data , which confidentiality and integrity shall be protected.	INTERNAL AUTHENTICATE, EXTERNAL AUTHENTICATE
Card Verifiable Authentication Certificate (C.HPC.AUTD_SUK_CVC)	C.HPC.AUTD_SUK_CVC contains the card verifiable certificate of the HPC for card-to-card device authentication between HPC and SMC-A/B/K with HPC as signature card capable of stack and comfort signatures (“Stapel- und Komfortsignatur” SUK) to receive PIN data and data to be signed (DTBS). It contains the public key PuK.HPC.AUTD_SUK_CVC as authentication reference data corresponding to the private authentication key PrK.HPC.AUTD_SUK_CVC. It is part of the user data provided for use by external entities as authentication reference data of the HPC and is stored in the file EF.C.HPC.AUTD_SUK_CVC, whose integrity shall be protected.	SELECT, READ BINARY
Card Authentication Private Key (PrK.HPC.AUTR_CVC)	The card authentication private key PrK.HPC.AUTR_CVC is for C2C-authentications between HPC and eGK/CAMS with or without establishing a trusted channel by means of secure messaging, and for authorization of SMC-A and SMC-B.	INTERNAL AUTHENTICATE, EXTERNAL AUTHENTICATE
Card Verifiable Authentication Certificates (C.HPC.AUTR_CVC)	C.HPC.AUTR_CVC is the card verifiable certificate of the HPC for card-to-card role authentication between HPC and eHC and for SMC-A, SMC-B authorization. It contains the public key	SELECT, READ BINARY

Name of data asset	Description	Operation by commands ⁷
	PuK.HPC.AUTR_CVC as authentication reference data corresponding to the private authentication key PrK.HPC.AUTR_CVC. It is part of the user data provided for use by external entities as authentication reference data of the HPC and is stored in the file EF.C.HPC.AUTR_CVC, whose integrity shall be protected.	
Client-Server Authentication Private Key (PrK.HP.AUT)	The Client-Server Authentication Private Key PrK.HP.AUT is an asymmetric cryptographic key used for the authentication of an client application acting on behalf of the cardholder to a server. It is part of the user data, which confidentiality and integrity shall be protected.	INTERNAL AUTHENTICATE, PSO: COMPUTE DIGITAL SIGNATURE (P2 = '9E' or 'AC')
Client-Server Authentication Certificate (C.HP.AUT)	C.HP.AUT is a X.509 Certificate for the Client-Server Authentication, which contains the public key PuK.HP.AUT corresponding to the Client-Server Authentication Private Key PrK.HP.AUT. It is part of the user data provided for use by external entities as authentication reference data of the HPC (cf. to [18], sec. 10.6, for details), which integrity shall be protected.	SELECT, READ BINARY
Decipher Private Key (PrK.HP.ENC)	The Document Cipher Key Decipher Key PrK.HP.ENC is asymmetric private key used for document decryption on behalf of the cardholder. It is part of the user data, which confidentiality and integrity shall be protected.	PSO: DECIPHER, PSO: TRANSCIPHER
Encryption Certificate (C.HP.ENC)	C.HP.ENC is the X.509 Certificate for document enciphering, which contains the public document encipher key PuK.HP.ENC corresponding to the private document decipher key PrK.HP.ENC (cf. to [18], sec. 10.7, for details). It is part of the user data provided for use by external entities, which integrity shall be protected.	SELECT, READ BINARY
Signature-creation data (PrK.HP.QES)	Private key as signature-creation data corresponding to the qualified certificates of the Signatory. It is part of the user data, which confidentiality and integrity shall be	PSO: DIGITAL SIGNATURE, PSO: GENERATE ASYMMETRIC KEY

Health Professional Card

Name of data asset	Description	Operation by commands ⁷
	protected.	PAIR
Qualified certificates (C.HP.QES, C.HP.QES-AC1, C.HP.QES-AC2, C.HP.QES-AC3)	C.HP.QES, C.HP.QES-AC1, C.HP.QES-AC2 and C.HP.QES-AC3 are qualified certificates of the Signatory containing Puk.HP.QES and are stored in EFs of DF.QES (cf. to [18], sec. 9.1, for details). C.HP.QES is the X.509v3 public key certificate of the health professional for the qualified electronic signature service according to SigG/SigV. HP.QES-AC1, -AC2 and -AC3 may be empty They are part of the user data provided for use by external entities. The integrity of these data shall be protected.	SELECT, READ BINARY
Security State Evaluation Counter (EF.SSEC)	stores the maximum values of SSEC in EF.SSEC	SELECT, READ BINARY
Data to be signed (DTBS)	Data to be signed with PrK.HP.QES, i.e. hashed data send with command PERFORM SECURITY OPERATION: COMPUTE DIGITAL SIGNATURE after PrK.HP.QES was selected by MANAGE SECURITY ENVIRONMENT. (cf. to [18], sec. 9.8, for details)	PSO: COMPUTE DIGITAL SIGNATURE
Health Professional Data (HPD)	Personal data of the smart cardholder (stored in the file EF.HPD located in DF.HPA). It is part of the user data. The integrity of this data shall be protected.	SELECT, READ BINARY UPDATE BINARY
Display message (DM)	The display messages are contained in independent EF.DMs being located in both the DF.QES and DF.ESIGN. A terminal is allowed to read out the corresponding display message if secure messaging with encoded response data to a authenticated SMC-A, SMC-B or SMC-K (SCD) is established. It is part of the user data which confidentiality and integrity shall be protected.	SELECT, READ BINARY UPDATE BINARY
EF.ATR	The transparent file EF.ATR contains a constructed data object for indication of I/O buffer sizes and the DO 'Pre-issuing data' relevant for CAMS services.	SELECT, READ BINARY

Name of data asset	Description	Operation by commands ⁷
EF.DIR	EF.DIR contains the application templates for MF, DF.HPA, DF.QES, DF.CIA.QES, DF.ESIGN, DF.CIA.ESIGN, and DF.AUTO according to ISO/IEC 7816-4.	SELECT, READ RECORD, SEARCH RECORD, APPEND RECORD, UPDATE RECORD
EF.GDO	EF.GDO contains the DO ICC Serial Number.	SELECT, READ BINARY
EF.VERSION	The EF.Version with linear fixed record structure contains the version numbers of the specification, which the card is compliant to.	SELECT, READ RECORD, SEARCH RECORD, UPDATE RECORD
Random number	Random number generation	GET RANDOM

Table 3: TSF data of the HPC

TSF data	Description	Operation in terms of commands
Root Public Key of the Certificate Service Provider (PuK.RCA.CS)	The public key PuK.RCA.CS of the Health Care Root CA for verification of the card verifiable certificate of the certificate service provider for card verifiable certificates in the health care environment (cf. to [18], sec. 4.3.11, for details). It is part of the TSF data which integrity shall be protected.	PSO VERIFY CERTIFICATE
Public Key of the CAMS (PuK.CAMS_HPC.-AUT_CVC)	The public key PuK.CAMS_HPC.-AUT_CVC used for authenticate an external Card Management System (CAMS)	EXTERNAL AUTHENTICATE
Symmetric Authentication Key(s) (SK.HPC.AUT)	The TOE may store a Symmetric Authentication Key for the Service_Sym_Mut_Auth_with_SM. A Symmetric Authentication Key agreed upon and stored by Service_Asym_Mut_Auth_with_Intro.	INTERNAL AUTHENTICATE, EXTERNAL AUTHENTICATE
Cardholder Authentication Reference Data for PIN.CH and PUK.CH	The Cardholder Authentication Reference Data are used to verify the user attempt to activate certain functions of the TOE except the QES application and organization-specific applications. This data include PIN.CH and PUK.CH. They are part of the TSF data which	CHANGE RD (Option '00'), GET PIN STATUS, RESET RC (Option '00' and '01'), VERIFY

TSF data	Description	Operation in terms of commands
	confidentiality and integrity shall be protected.	
Signatory Authentication Reference Data for PIN.QES and PUK.QES	The Signatory Authentication Reference Data are used to verify the user attempt to activate the QES application of the TOE. This data include PIN.QES and PUK.QES. They are part of the TSF data which confidentiality and integrity shall be protected.	CHANGE RD (Option '00'), GET PIN STATUS, RESET RC (Option '01'), VERIFY
TOE pre-personalization data	Data stored in the TOE during pre-personalization process. It may contain user data and TSF data.	SELECT, READ BINARY UPDATE BINARY
TOE initialization data	Data stored in the TOE during the initialization process. It may contain user data and TSF data.	

- 31 **Application note 2:** The Card Authentication Private Keys (PrK.HPC.AUTD_SUK_CVC, PrK.HPC.AUTR_CVC), the Client-Server Authentication Private Key (PrK.HP.AUT), and the Document Cipher Key Decipher Key (PrK.HP.ENC) are used as cryptographic keys by the TOE security services provided to the user. Therefore they are assessed as user data. The PKI under the Root CA Health Care is introduced in [18], ch. 6. The public key PuK.RCA.CS is used as authentication reference by TSF for card authentication. The Cardholder Authentication Reference Data (PIN.CH and PUK.CH) and the Signatory Authentication Reference Data (PIN.QES, PUK.QES) are used as authentication reference by TSF for human user authentication.

User and subjects

- 32 This protection profile considers the following users, roles and subjects acting for them.

Table 4: Users and roles of the TOE

Name of user and subject acting for them	Description
Health Professional	Holder of the HPC for whom the HPC is personalized to use of the HPC applications. The Health Professional may use the HPC in two roles: Cardholder Role and Signatory Role ⁸ , .
Cardholder Role	Role, which controls the use of the HPC applications except the QES application and organization-specific applications. The user

⁸ The TOE may contain the optional Organization-specific Authentication Application, which additionally foresees the roles in Accordance to the identification and authentication objects PIN.SO and PIN.AUTO.

Name of user and subject acting for them	Description
	authorised for this role knows the user authentication verification data corresponding to PIN.CH and PUK.CH.
Signatory Role	Role, which controls the use of the QES application. The user authorised for this role knows the user authentication verification data corresponding to PIN.QES and PUK.QES.
Terminal	External entity communicating with the TOE without successful authentication by sending commands to the TOE and receiving responses from the TOE according to ISO/IEC 7816. The signatory may use signature-creation application with the role "terminal" (i.e. is not using the role "Authorised signature-creation application") to generate <u>only one signature</u> after successful authentication with PIN.QES.
Security Module Card	External entity possessing the private key corresponding to the public key in a card verifiable certificate of the PKI under the Health Care Root CA with a corresponding cardholder authorization of SMC.
Electronic Health Card (eHC)	External entity possessing the private key corresponding to the public key in a card verifiable certificate of the PKI under the Health Care Root CA with a corresponding cardholder authorization of eHC.
Authorised signature-creation application (ASCA)	External entity possessing the private key corresponding to the public key in a card verifiable certificate of the PKI under the Health Care Root CA with a corresponding cardholder authorization of signature-creation application (SCA). The signatory uses an authorized SCA to generate <u>more than one signature</u> after successful authentication with PIN.QES.
Unauthorized user	A user who is trying to interact with the TOE as Card Management System, Cardholder or SMC without being authenticated for this role.

Application note 3: The smart cards in the health care environment possess card verifiable certificates (CVC) with cardholder authorizations (CHA) identifying them as HPC, eHC and SMC as defined in [17], Chapter 7. The CHA role identifier (ID) is coded in 1 byte.

3.2 Organisational Security Policies

33 OSPs will be defined in the following form:

OSP.name Short Title

Description.

34 The TOE and its environment shall comply with the following organisational security policies (which are security rules, procedures, practices, or guidelines imposed by an organization upon its operations, see CC part 1, sec. 3.2).

35 OSP.HPC_Spec Compliance to HPC specifications

The HPC shall be implemented according to the specifications:

Specification German Health Professional Card and Security Module Card - Part 1: Commands, Algorithms and Functions of the COS Platform, Version 2.3.0, 04.07.2008, Bundesärztekammer, Kassenärztliche Bundesvereinigung, Bundeszahnärztekammer, Bundespsychotherapeutenkammer, Kassenzahnärztliche Bundesvereinigung, Bundesapothekerkammer, Deutsche Krankenhaus-Gesellschaft

Specification German Health Professional Card and Security Module Card - Part 2: HPC Applications and Functions, Version 2.3.0, 04.07.2008, Bundesärztekammer, Kassenärztliche Bundesvereinigung, Bundeszahnärztekammer, Bundespsychotherapeutenkammer, Kassenzahnärztliche Bundesvereinigung, Bundesapothekerkammer, Deutsche Krankenhaus-Gesellschaft

36 OSP.Enc Document decryption and transcipherment

The HPC provides services for document cipher key decipherment and document cipher key transcipherment in order to support document encryption, decryption and transcipherment provided by the operational environment. It holds a private key and a certificate for the corresponding public key. The service for transcipherment imports the public key for the encipherment of the deciphered symmetric key.

37 OSP.CSA Client-Server-Authentication

The HPC provides service for digital signature creation in order to support client / server authentication provided by the operational environment. It holds a private key and a certificate for the corresponding public key.

38 OSP.CSP_QCert Qualified certificate

The CSP uses a trustworthy CGA to generate the qualified certificate for the SVD generated by the SSCD. The qualified certificates contains at least the elements defined in Signature Law [25], i.e., inter alia the name of the signatory and the SVD matching the SCD implemented in the TOE under sole control of the signatory. The CSP ensures that the use of the TOE as SSCD is evident with signatures through the certificate or other publicly available information.

39 OSP.QSign Qualified electronic signatures

The signatory uses a signature-creation system to sign data with qualified electronic signatures. The qualified electronic signature is based on a qualified certificate (according to SigG [25]) and is created by the HPC as an SSCD. The SCA presents the DTBS to the signatory and sends the DTBS selected by the signatory to the HPC. After successful authentication with the PIN.QES the DTBS are signed. In case that a signatory intends to generate more than one signature after one successful authentication with PIN.QES, the signatory has to use an authorized SCA.

40 OSP.Sigy_SSCD TOE as secure signature-creation device

The TOE meets the requirements for SSCD laid down in SigG [25] and SigV [24]. This implies the SCD is used for signature creation under sole control of the signatory and the SCD can practically occur only once.

41 OSP.Sig_Non-Repud Non-repudiation of signatures

The life cycle of the SSCD, the SCD and the SVD shall be implemented in a way that the signatory is not able to deny having signed data if the signature is successfully verified with the SVD contained in his un-revoked certificate.

42 **OSP.Manufact** **Manufacturing of the Smart Card**

The IC Manufacture and Card Manufacture ensure the quality and integrity of the manufacturing process and control the smart card material in the Phase 3, 4 and 5.

3.3 Threats

43 This section describes the threats to be averted by the TOE independently or in collaboration with its IT environment. These threats result from the TOE method of use in the operational environment and the assets stored in the TOE.

44 Threats will be defined in the following form:

T.name	Short Title
---------------	--------------------

Description.

45 **T.Compromise_Internal_Data** **Compromise of confidential User or TSF data**

An attacker with high attack potential tries to compromise confidential user data or TSF data through the communication interface of the TOE independent on or listening the communication between a terminal with the TOE.

This threat comprises several attack scenarios e.g. guessing of the user authentication data (PIN) or reconstruction the private decipher key using the response code for chosen cipher texts (like Bleichenbacher attack for the SSL protocol implementation).

46 **T.Forge_Internal_Data** **Forge of User or TSF data**

An attacker with high attack potential tries to forge internal user data or TSF data.

This threat comprises several attack scenarios of smart card forgery. The attacker may try to alter the user data e.g. to add keys for decipherment of documents. The attacker may misuse the TSF management function to change the user authentication data to a known value.

47 **T.Misuse** **Misuse of TOE functions**

An attacker with high attack potential tries to use the TOE functions to gain access to the assets without knowledge of user authentication data or any implicit authorization.

This threat comprises several attack scenarios e.g. the attacker may try to circumvent the user authentication to use the DECIPHER command for document keys without authorization. The attacker may try to alter the TSF data e.g. to extend the user rights after successful card-to-card authentication.

48 **T.SCD_Divulg** **Storing, copying, and releasing of the signature-creation data**

An attacker stores or copies the SCD outside the TOE. An attacker can release the SCD during generation, storage and use for signature-creation in the TOE.

49 **T.SCD_Derive** **Derive the signature-creation data**

An attacker derives the SCD from publicly known data, such as SVD corresponding to the SCD or signatures created by means of the SCD or any other data exported outside the TOE, which is a threat against the secrecy of the SCD.

50 **T.DTBS_Forgery** **Forgery of the DTBS-representation**

An attacker modifies the DTBS-representation sent by the SCA. Thus the DTBS-representation used by the TOE for signing does not match the DTBS the signatory intended to sign.

51 **T.Sig_Forgery** **Forgery of the electronic signature**

An attacker forges the signed data object maybe together with its electronic signature created by the TOE and the violation of the integrity of the signed data object is not detectable by the signatory or by third parties. The signature generated by the TOE is subject to deliberate attacks by experts possessing a high attack potential with advanced knowledge of security principles and concepts employed by the TOE.

52 **T.Intercept** **Interception of Communication**

An attacker with high attack potential tries to intercept the communication between the TOE and SMC to read, to forge, to delete or to add other data to the transmitted sensitive data.

This threat comprises several attack scenarios. The health professional using the TOE reads from and writes onto eHC patients data like medication or medical data which an attacker may read or forge during transmission. Attacker may read the document keys output by the TOE as a DECIPHER command response.

53 **T.Abuse_Func** **Abuse of Functionality**

An attacker with high attack potential may use functions of the TOE which shall not be used in TOE operational phase in order (i) to disclose or manipulate User Data, (ii) to manipulate (explore, bypass, deactivate or change) security features or functions of the TOE or (iii) to disclose or manipulate TSF Data.

This threat addresses attacks using the IC as production material for the smart card and using function for personalization in the operational state after delivery of the smart card.

54 **T.Information_Leakage** **Information Leakage from smart card**

An attacker with high attack potential may exploit information which is leaked from the TOE during its usage in order to disclosure confidential data (User Data or TSF data). The information leakage may be inherent in the normal operation or caused by the attacker.

Leakage may occur through emanations, variations in power consumption, I/O characteristics, clock frequency, or by changes in processing time requirements. This leakage may be interpreted as a covert channel transmission but is more closely related to measurement of operating parameters, which may be derived either from measurements of the contactless interface (emanation) or direct measurements (by contact to the chip still available even for a contactless chip) and can then be related to the specific operation being performed. No direct contact with the IC internals is required here. Examples are the Differential Electromagnetic Analysis (DEMA)

and the Differential Power Analysis (DPA). Moreover the attacker may try actively to enforce information leakage by fault injection (e.g. Differential Fault Analysis).

55 **T.Malfunction** **Malfunction due to Environmental Stress**

An attacker with high attack potential may cause a malfunction of TSF or of the IC Embedded Software by applying environmental stress in order to (i) deactivate or modify security features or functions of the TOE or (ii) circumvent or deactivate or modify security functions of the IC Embedded Software.

This may be achieved e.g. by operating the IC outside the normal operating conditions, exploiting errors in the IC Embedded Software or misuse of administration function. To exploit this an attacker needs information about the functional operation.

56 **T.Phys_Tamper** **Physical Tampering**

An attacker with high attack potential may perform physical probing of the IC in order (i) to disclose User Data, (ii) to disclose/reconstruct the IC Embedded Software or (iii) to disclose TSF data. An attacker may physically modify the IC in order to (i) modify security features or functions of the IC, (ii) modify security functions of the IC Embedded Software, (iii) to modify User Data or (iv) to modify TSF data.

The physical tampering may be focused directly on the disclosure or manipulation of TOE User Data (e.g. the document decipherment key) or TSF Data (e.g. authentication key of the smart card) or indirectly by preparation of the TOE to following attack methods by modification of security features (e.g. to enable information leakage through power analysis). Physical tampering requires direct interaction with the IC internals. Techniques commonly employed in IC failure analysis and IC reverse engineering efforts may be used. Before that hardware security mechanisms and layout characteristics need to be identified. Determination of software design including treatment of User Data and TSF Data may also be a pre-requisite. The modification may result in the deactivation of a security function. Changes of circuitry or data can be permanent or temporary.

3.4 Assumptions

57 The assumptions describe the security aspects of the environment in which the TOE will be used or is intended to be used.

58 The assumptions will be defined in the following form:

A.name **Short Title**

Description of the assumption.

59 **A.Pers_CAMS** **Personalization and management of the Smart Card**

During Personalisation and when using the option of Card Management System, the initial personalisation and additional management steps during the end-usage phase shall be performed correctly according to the specifications [18]. Furthermore the correctness, the quality and - if necessary - the confidentiality of all data structures and data on the card shall be ensured.

60 **A.Users** **Adequate usage of TOE and IT-Systems**

The cardholder of the TOE uses the TOE adequately. In particular he does not tell the PIN (or PINs) to others and does not hand the card to unauthorised persons. The Card Management System and the health professionals use their data systems according to the overall system security requirements.

61 **A.CGA** **Trustworthy certification-generation application**

The CGA protects the authenticity of the signatory's name and the SVD in the qualified certificate by an advanced signature of the CSP.

62 **A.SCA** **Trustworthy signature-creation application**

The signatory uses only a trustworthy SCA. The SCA generates and sends the DTBS-representation of data the signatory wishes to sign in a form appropriate for signing by the TOE.

4 Security Objectives

63 This chapter describes the security objectives for the TOE and the security objectives for the TOE environment. The security objectives for the TOE environment are separated into security objectives for the development and production environment and security objectives for the operational environment.

4.1 Security Objectives for the TOE

64 This section describes the security objectives for the TOE address the aspects of identified threats to be countered by the TOE and organisational security policies to be met by the TOE.

65 Objectives for the TOE will be defined in the following form

OT.name	short title
----------------	--------------------

Description of the security objective.

66 The security objectives describe the protection of the primary assets as User Data and the secondary assets as TOE security functions data (TSF data) against threats identified in TOE environment. The security objectives as mutual supporting set ensure protection against attacks with high attack (even though not mentioned separately for each security objective).

67 **OT.AC_CAMS** **Access control for management**

The TOE must ensure that the authorized Card Management System can create, write and update the User data and the TSF data related to cardholder functions only except modification of the cardholder authentication reference data managed by the cardholder. The TOE must ensure that the authorized Administrator can create, write and update the User data and the TSF data related to qualified electronic signature except (i) the use of the SCD, (ii) change of the security attribute "operational" and the modification of the authentication reference data of the signatory.

68 **OT.Data_Confident** **Confidentiality of internal data**

The TOE must ensure the confidentiality of the User Authentication Reference Data, the Card Authentication Private Keys, the Decipher Private Key, the Client-Server Authentication Private Key, Signature-creation Data and other confidential user data and TSF data under the TSF scope of control against attacks with high attack potential. The TOE allows reading the display message only an authenticated corresponding SMC after establishing secure messaging.

69 OT.Data_Integrity Integrity of internal data

The TOE must ensure the integrity of the Health Professional Data, User Authentication Reference Data, the Card Authentication Private Keys, the Decipher Private Key, the Client-Server Authentication Private Key, the Public Key for card verifiable certificate verification, the Card Verifiable Authentication Certificates, the Certificate Service Provider self-signed Certificate, and other user data and TSF data under the TSF scope of control.

70 OT.Dec_Trans Document key decryption and transcipherment

The TOE provides document cipher key decipherment with an internal private key and document cipher key transcipherment with internal private key and imported public key. The TOE stores a certificate for the corresponding public key.

71 OT.DS_CSA Digital signature-creation for client / server authentication

The TOE provides service for digital signature creation with an internal private signature key. It stores a certificate for the corresponding public key.

72 OT.TSS Terminal support service

The TOE provides service random number generation for the operational environment by means of command GET RANDOM to all users.

73 OT.AC_Serv Access Control for TOE Security Services

The TOE controls the access to the security services following the rules:

- The TOE allows all users to read the certificates of the TOE and the cardholder.
- The TOE allows all users to request authentication of the TOE receiver of PIN and SSCD for multiple signatures and to negotiate Introduction keys by means Service_Asym_Mut_Auth_with_SM and Service_Asym_Mut_Auth_with_Intro of PrK.HPC.AUTD_SUK_CVC.
- The TOE must ensure that the TOE security services Service_Asym_Mut_Auth_w/o_SK or Service_Asym_Mut_Auth_with_SM by means of key PrK.HPC.AUTR_CVC, Service_Client_Server_Auth, and Service_Key_Decryption can be used by the Cardholder only.
- The TOE must ensure that the TOE security service Service_Signature_Creation can be used by the holder of the signature-creation key only.

74 Application note 4: Note security objective for the TOE **OT.Sigy_SigF** describe the access control for creation of qualified electronic signatures with PrK.HP.QES.

75 OT.SCD/SVD_Gen SCD/SVD generation

The TOE provides security features to ensure that authorised users only invoke the generation of the SCD and the SVD.

76 OT.SCD_Unique Uniqueness of the signature-creation data

The TOE shall ensure the cryptographic quality of the SCD/SVD pair for the qualified electronic signature. The SCD used for signature generation can practically occur only once and cannot be reconstructed from the SVD. In that context ‘practically occur once’ means that the probability of equal SCDs is negligible.

77 OT.SCD_SVD_Corresp Correspondence between SVD and SCD

The TOE shall ensure the correspondence between the SVD and the SCD generated by the TOE.

78 OT.Sig_Secure Cryptographic security of the electronic signature

The TOE generates electronic signatures that cannot be forged without knowledge of the SCD through robust encryption techniques. The SCD cannot be reconstructed using the digital signatures or any other data exported outside the TOE. The electronic signatures shall be resistant against these attacks, even when executed with a high attack potential.

79 OT.DTBS_Integrity_TOE DTBS-representation integrity inside the TOE

The TOE must not alter the DTBS-representation.

80 OT.Trusted_Channel Trusted Channel

The TOE establishes a trusted channel for protection of the confidentiality and integrity of the transmitted data (i.e. verification authentication data and data to be signed) between the TOE and the successful authenticated smart card on demand of the external signature-creation application (The TOE allows the use of a trusted channel in the security environment SE#1 and enforces the use of a trusted channel in SE#2 to generate a digital signature ⁹).

81 OT.TOE_TC_DTBS Trusted channel of TOE for DTBS

If the TOE allows generation of more than 1 signature after successful authentication of the Signatory (i.e. the security environment SE #2 is selected) the TOE shall enforce the use of a trusted channel to the ASCA¹⁰ to detect alteration or masquerade of the DTBS-representation send by the ASCA. The TOE must not generate digital signatures with the SCD for altered DTBS. If the security environment SE #1 is selected (i.e. the TOE does not enforce the use of a trusted channel to the SCA) the TOE shall enforce re-authentication of the Signatory after each signature-creation.

82 OT.Sigy_SigF Signature generation function for the legitimate signatory only

⁹ The smart cards use a technique named “security environment” to distinguish between different access control rules selectable by the external world (i.e. the terminal). This term should not be mistaken of “TOE environment” in Common Criteria.

¹⁰ The ASCA is represented by a SMC in the role Profile 51 for device authentication of secure signature environment of SAK (SMC-K).

The TOE provides the signature generation function with Prk.HP.QES for the legitimate Signatory successfully authenticated with PIN.QES only and protects the SCD against the use of others. If the signatory uses a SCA, which is not authorized to send DTBS through a secure messaging channel to the TOE, the signatory is allowed to create only 1 signature after 1 successful authentication with PIN.QES. The signatory is allowed to create more than 1 digital signature after 1 successful authentication with PIN.QES if the authorized SCA successfully authenticated by CVC with CHA profile 51 (SAK) provides the DTBS-representation through a secure messaging channel to the TOE.

83 OT.Prot_Abuse_Func Protection against abuse of functionality

The TOE prevents that functions intended for the testing, the initialization and the personalization of the TOE and which must not be accessible after TOE delivery can be abused in order (i) to disclose critical User Data, (ii) to manipulate critical User Data of the Smart Card Embedded Software, (iii) to manipulate Soft-coded Smart Card Embedded Software or (iv) bypass, deactivate, change or explore security features or functions of the TOE. Details depend, for instance, on the capabilities of the Test Features provided by the IC Dedicated Test Software which are not specified here.

84 OT.Prot_Inf_Leak Protection against information leakage

The TOE must provide protection against disclosure of confidential data (User Data or TSF data) stored and/or processed in the TOE. This includes protection against attacks by means of

- measurement and analysis of the shape and amplitude of signals or the time between events found by measuring signals on the electromagnetic field, power consumption, clock, or I/O lines (side channels) and
- forcing a malfunction of the TOE (e.g. fault injection) and/or
- a physical manipulation of the TOE.

85 Application note 5: This objective pertains to measurements with subsequent complex signal processing due to normal operation of the TOE or operations enforced by an attacker. Details correspond to an analysis of attack scenarios which is not given here.

86 OT.Prot_Malfunction Protection against Malfunctions

The TOE must ensure its correct operation. The TOE must prevent its operation outside the normal operating conditions where reliability and secure operation has not been proven or tested. The TOE will preserve a secure state to prevent errors and deactivation of security features of functions. The environmental conditions include external energy (esp. electromagnetic) fields, voltage (on any contacts), clock frequency, and temperature.

87 Application note 6: A malfunction of the TOE may also be caused using a direct interaction with elements on the chip surface. This is considered as being a manipulation (refer to the objective OT.Phys-Manipulation) provided that detailed knowledge about the TOE's internals.

88 OT.Tamper_ID Tamper detection

The TOE provides system features that detect physical tampering of a system component, and use those features to limit security breaches.

89 OT.Prot_Phys_Tamper Protection against physical tampering

The TOE must provide protection of the confidentiality and integrity of the User Data, the TSF Data, and the IC Embedded Software. This includes protection against attacks with high attack potential by means of

- measuring through galvanic contacts which is direct physical probing on the chips surface except on pads being bonded (using standard tools for measuring voltage and current) or
- measuring not using galvanic contacts but other types of physical interaction between charges (using tools used in solid-state physics research and IC failure analysis)
- manipulation of the hardware and its security features, as well as
- controlled manipulation of memory contents (User Data, TSF Data)

with a prior

- reverse-engineering to understand the design and its properties and functions.

90 **Application note 7:** In order to meet the security objectives OT.Prot_Phys_Tamper the TOE must be designed and fabricated so that it requires a high combination of complex equipment, knowledge, skill, and time to be able to derive detailed design information or other information which could be used to compromise security through such a physical attack. This is addressed by the security objective OD.Assurance.

4.2 Security Objectives for the Development and Manufacturing Environment

91 This chapter describes the security objectives for the development and manufacturing environment. These security objectives result in assurance requirements for the TOE (see section 6.1.6 SFR for Trusted path/channels

92 Security objectives for the Development and Manufacturing Environment will be defined in the following form

OD.name	short title
----------------	--------------------

Description of the objective.

93 OD.Assurance	Assurance Security Measures in Development and Manufacturing Environment
------------------------	---

The developer and manufacture ensure that the TOE is designed and fabricated so that it requires a combination of complex equipment, knowledge, skill, and time to be able to derive detailed design information or other information which could be used to compromise security through attack. The developer provides necessary evaluation evidence that the TOE fulfils its security objectives and is resistant against attack with high attack potential.

94 OD.Material	Control over Smart Card Material
-----------------------	---

The IC Manufacture, the Card Manufacture and the Personalisation Agent must control all materials, equipment and information to produce, to initialise, to pre-personalize genuine smart card materials and to personalize authentic smart cards in order to prevent counterfeit of the TOE.

4.3 Security Objectives for the Operational Environment

95 Security objectives for the operational environment will be defined in the following form

OE.name	short title
	Description of the objective.
96 OE.Pers_CAMS	Secure initialization, personalization and management
	All data structures and data on the card produced during initialisation, personalisation or additional administration or management steps during the end-usage phase must prevent misuse of the TOE and must be formed correctly according to the specifications [18], and must ensure the integrity and confidentiality of TSF data and user data. The initialisation and personalisation shall follow the security rules for secure signature-creation devices. The Personalisation Agent and if applicable the Card Management System ensure (i) the correctness of the personal data of the smart cardholder (Health Professional Data), (ii) the generation of the card-to-card authentication keys stored on smart card and the distribution of the corresponding public key in form of CV certificates including the access rights of the cardholder, (iii) writing the public key for verification of CV certificates for card-to-card authentication, (iv) the generation of the client-server authentication keys stored on the smart card and the distribution of the corresponding public key in form of X.509 certificates by a public key infrastructure, (v) the generation of the decipher key stored on the smart card and the distribution of the corresponding public key in form of X.509 certificates by a public key infrastructure. The Card Management System must not interfere with the operational application for qualified electronic signature under sole control of the signatory. This includes in particular sufficient cryptographic quality of the cryptographic keys (in accordance with the cryptographic algorithms specified for the HPC [18] and TR-03116 [8] and [28]) and their confidential handling.
97 OE.Users	Adequate usage of TOE and IT-Systems
	The cardholder of the TOE needs to use the TOE adequately. In particular he mustn't tell the PIN (or PINs) of the HPC to others and mustn't hand the card to unauthorised persons. The health professionals must use their data systems according to the overall system security requirements in particular by selection of appropriate smart card security environment (i.e. SE#1 or SE#2 for the HPC).
98 OE.CGA_QCert	Generation of qualified certificates
	The CGA generates qualified certificates, which include inter alia (a) the name of the signatory controlling the TOE, (b) the SVD matching the SCD implemented in the TOE under sole control of the signatory, (c) the advanced signature of the CSP. It confirms with the qualified certificate that the SCD corresponding to the SVD is stored in a SSCD.
99 OE.SSCD_Prov_Service	Authentic SSCD provided by SSCD Provision Service
	The SSCD Provision Service provides, initialises and personalises authentic TOE and delivers it as SSCD to the signatory.
100 OE.HID_VAD	Protection of the VAD
	If an external device provides the human interface for user authentication, this device will ensure confidentiality and integrity of the VAD as needed by the authentication method employed from import through its human interface until import through the TOE interface.

101 OE.DTBS_Intend SCA sends data intended to be signed

The SCA

- (a) generates the DTBS-representation of the data that has been presented as DTBS and which the signatory intends to sign in a form which is appropriate for signing by the TOE,
- (b) sends the DTBS-representation to the TOE and enables verification of the integrity of the DTBS-representation by the TOE
- (c) attaches the signature produced by the TOE to the data or provides it separately.

102 OE.DTBS_Protect SCA protects the data intended to be signed

The operational environment ensures that the DTBS-representation cannot be altered in transit between the SCA and the TOE. If the signatory want to create more than 1 digital signature after 1 successful authentication with PIN.QES the SCA shall provides a secure messaging channel to the TOE to ensure that the DTBS-representation cannot be altered or masqueraded undetected in transit between the SCA and the TOE.

103 OE.Trusted_Channel Trusted Channel

The IT environment establishes a trusted channel for protection of the confidentiality and integrity of the transmitted data between the TOE and the successful authenticated smart card by selecting the security environment SE#1 or SE #2 for the TOE.

104 OE.PKI Public key infrastructure

The IT environment establishes a public key infrastructure providing the smart cards with appropriate card-verifiable certificates and users with X.509 certificates..

5 Extended Components Definition

105 This protection profile uses components defined as extensions to CC part 2. Some of these components are defined in [15] and [16], other components are defined in this protection profile.

5.1 Definition of the Family FCS_RNG

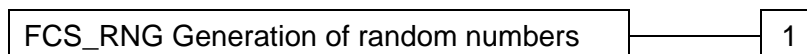
106 To define the IT security functional requirements of the TOE an additional family (FCS_RNG) of the Class FCS (cryptographic support) is defined here. This extended family FCS_RNG describes SFR for random number generation used for cryptographic purposes.

107 The family “Generation of random numbers (FCS_RNG)” is specified as follows.

FCS_RNG Generation of random numbers

Family behavior This family defines quality requirements for the generation of random numbers, which are intended to be use for cryptographic purposes.

108 Component levelling:



- FCS_RNG.1 Generation of random numbers requires that the random number generator implements defined security capabilities and the random numbers meet a defined quality metric.
- 109 Management: FCS_RNG.1
- There are no management activities foreseen.
- 110 Audit: FCS_RNG.1
- There are no actions defined to be auditable.
- 111 FCS_RNG.1 Random number generation
- Hierarchical to: No other components.
- Dependencies: No dependencies.
- FCS_RNG.1.1 The TSF shall provide a [selection: *physical, non-physical true, deterministic, physical hybrid, deterministic hybrid*] random number generator, which implements: [assignment: *list of security capabilities*].
- FCS_RNG.1.2 The TSF shall provide random numbers that meet [assignment: *a defined quality metric*].

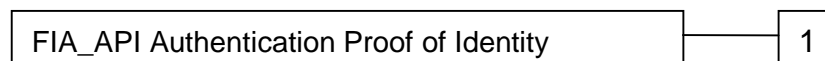
5.2 Definition of the Family FIA_API

- 112 To describe the IT security functional requirements of the TOE a sensitive family (FIA_API) of the Class FIA (Identification and authentication) is defined here. This family describes the functional requirements for the proof of the claimed identity for the authentication verification by an external entity where the other families of the class FIA address the verification of the identity of an external entity.
- 113 The family “Authentication Proof of Identity (FIA_API)” is specified as follows.

FIA_API Authentication Proof of Identity

Family behaviour This family defines functions provided by the TOE to prove their identity and to be verified by an external entity in the TOE IT environment.

- 114 Component levelling:



FIA_API.1 Authentication Proof of Identity.

- 115 Management: FIA_API.1

The following actions could be considered for the management functions in FMT: Management of authentication information used to prove the claimed identity.

116 Audit: FIA_API.1

There are no actions defined to be auditable.

117 FIA_API.1 Authentication Proof of Identity

Hierarchical to: No other components.

Dependencies: No dependencies.

FIA_API.1.1 The TSF shall provide a [assignment: *authentication mechanism*] to prove the identity of the [assignment: *authorized user or rule*].

5.3 Definition of the Family FMT_LIM

118 To define the IT security functional requirements of the TOE an additional family (FMT_LIM) of the Class FMT (Security Management) is defined here. This family describes the functional requirements for the Test Features of the TOE. The new functional requirements were defined in the class FMT because this class addresses the management of functions of the TSF. The examples of the technical mechanism used in the TOE show that no other class is appropriate to address the specific issues of preventing the abuse of functions by limiting the capabilities of the functions and by limiting their availability.

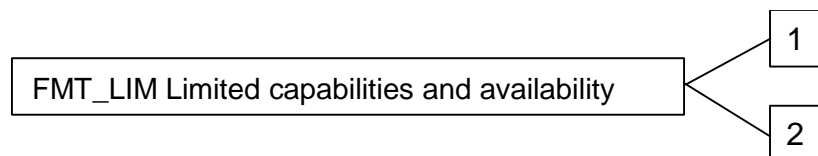
119 The family “Limited capabilities and availability (FMT_LIM)” is specified as follows.

FMT_LIM Limited capabilities and availability

Family behaviour

This family defines requirements that limit the capabilities and availability of functions in a combined manner. Note that FDP_ACF restricts the access to functions whereas the Limited capability of this family requires the functions themselves to be designed in a specific manner.

120 Component levelling:



FMT_LIM.1 “Limited capabilities”, requires the TSF to provide only the capabilities (perform action, gather information) necessary for its genuine purpose.

FMT_LIM.2 “Limited availability”, requires the TSF to restrict the use of functions (refer to Limited capabilities (FMT_LIM.1)). This can be achieved, for instance, by removing or by disabling functions in a specific phase of the TOE’s life-cycle.

121 Management: FMT_LIM.1, FMT_LIM.2

There are no management activities foreseen.

122 Audit: FMT_LIM.1, FMT_LIM.2

There are no actions defined to be auditable.

123 The TOE Functional Requirement “Limited capabilities (FMT_LIM.1)” is specified as follows.

FMT_LIM.1 Limited capabilities

Hierarchical to: No other components.

Dependencies: FMT_LIM.2 Limited availability.

FMT_LIM.1.1 The TSF shall be designed and implemented in a manner that limits their capabilities so that in conjunction with “Limited availability (FMT_LIM.2)” the following policy is enforced [assignment: *Limited capability and availability policy*].

124 The TOE Functional Requirement “Limited availability (FMT_LIM.2)” is specified as follows.

FMT_LIM.2 Limited availability

Hierarchical to: No other components.

FMT_LIM.2.1 The TSF shall be designed in a manner that limits their availability so that in conjunction with “Limited capabilities (FMT_LIM.1)” the following policy is enforced [assignment: *Limited capability and availability policy*].

Dependencies: FMT_LIM.1 Limited capabilities.


5.4 Definition of the Family FPT_EMSEC

125 The family “TOE Emanation (FPT_EMSEC)” is specified as follows.

Family behaviour

This family defines requirements to mitigate intelligible emanations.

126 Component levelling:



FPT_EMSEC.1 TOE emanation has two constituents:

FPT_EMSEC.1.1 Limit of Emissions requires to not emit intelligible emissions enabling access to TSF data or user data.

FPT_EMSEC.1.2 Interface Emanation requires not emit interface emanation enabling access to TSF data or user data.

127 Management: FPT_EMSEC.1

There are no management activities foreseen.

128 Audit: FPT_EMSEC.1

There are no actions defined to be auditable.

129 FPT_EMSEC.1 TOE Emanation

Hierarchical to: No other components.

Dependencies: No dependencies.

FPT_EMSEC.1.1 The TOE shall not emit [assignment: *types of emissions*] in excess of [assignment: *specified limits*] enabling access to [assignment: *list of types of TSF data*] and [assignment: *list of types of user data*].

FPT_EMSEC.1.2 The TSF shall ensure that [assignment: *type of users*] are unable to use the following interface [assignment: *type of connection*] to gain access to [assignment: *list of types of TSF data*] and [assignment: *list of types of user data*].

6 Security Requirements

130 The CC allows several operations to be performed on functional requirements; *refinement*, *selection*, *assignment*, and *iteration* are defined in paragraph 2.1.4 of part 2 of the CC. Each of these operations is used in this PP.

131 The **refinement** operation is used to add detail to a requirement, and thus further restricts a requirement. Refinement of security requirements is (i) denoted by the word “refinement” in a footnote and the added/changed words are in **bold** text, or (ii) included in text as underlined text and marked by a footnote. In cases where words from a CC requirement were deleted, a separate attachment indicates the words that were removed.

132 The **selection** operation is used to select one or more options provided by the CC in stating a requirement. Selections that have been made by the PP authors are denoted as underlined text and the original text of the component is given by a footnote. Selections to be filled in by the ST author appear in square brackets with an indication that a selection is to be made, [selection:], and are *italicized*.

133 The **assignment** operation is used to assign a specific value to an unspecified parameter, such as the length of a password. Assignments that have been made by the PP authors are denoted by showing as underlined text and the original text of the component is given by a footnote. Assignments to be filled in by the ST author appear in square brackets with an indication that an assignment is to be made [assignment:], and are *italicized*.

134 The **iteration** operation is used when a component is repeated with varying operations. Iteration is denoted by showing a slash “/”, and the iteration indicator after the component identifier.

6.1 Security Functional Requirements for the TOE

135 This section on security functional requirements (SFR) for the TOE is divided into sub-section following the main security functionality. They are usually ordered like CC part 2 [2].

136 **Application note 8:** The following table provides an overview how the security services (listed in paragraph 7) match to the SFR.

Security Service	SFR	Comment
Human user authentication	FIA_AFL.1/CH, FIA_AFL.1/CH_PUK, FIA_AFL.1/QES, FIA_AFL.1/QES_PUK, FIA_SOS.1, FIA_ATD.1, FIA_UID.1, FIA_UAU.1, FIA_UAU.4, FIA_UAU.5, FIA_UAU.6, FIA_API.1, FMT_MTD.1/PIN, FMT_MTD.1/Admin, FMT_MTD.1/CH FMT_MTD.1/Sigy	Human user authentication is performed by means of the authentication reference data PIN and PUK
Card-to-card authentication	FCS_COP.1/CCA_SIGN, FCS_COP.1/CCA_VERIF, FCS_RNG.1, FIA_UID.1, FIA_UAU.1, FIA_UAU.4, FMT_MTD.1/WR, FMT_MTD.1/RPK_MOD	Card-to-card authentication according to [17], chapter. 15,
Secure messaging	FCS_CKM.1/AKP, FCS_CKM.1/Asym_Auth, FCS_CKM.1/Sym_Auth, FCS_CKM.4, FCS_RNG.1, FCS_COP.1/SHA, FCS_COP.1/3TDES, FCS_COP.1/RMAC, FDP_UCT.1, FDP_UT.1	Secure messaging key generation is described in [17], Chapter 6.2 and secure messaging encryption and MAC is described in [17], chapter . 13.
Client-server authentication	FCS_COP.1/CSA, FDP_ACC.1/CH, FDP_ACF.1/CH	Client-server authentication by means of digital signature-creation [17], sec. 6.6.3, 14.7.4 and 14.8.1
Document key decipherment	FCS_COP.1/RSA_DEC, FCS_COP.1/RSA_TRANS, FDP_ACC.1/CH, FDP_ACF.1/CH	Decryption and transcipherment of document keys according to [17], sec. 6.7, 6.8, 14.8.3 and 14.8.7
Signature creation	FCS_COP.1/Sign, FDP_ACC.1/Sign, FDP_ACF.1/Sign, FDP_UCT.1, FDP_UT.1	Signature-creation data for digital signatures intended to be used for qualified electronic signatures [17], sec. 6.6.3 and 14.8.1

Security Service	SFR	Comment
Terminal Support Service	FCS_RNG.1, FDP_ACC.1/CH, FDP_ACF.1/CH	Generation of random numbers for terminals

Table 5: Overview of SFR used to describe the TOE security services

6.1.1 Cryptographic support (FCS)

137 The cryptographic algorithms implemented in the TOE shall meet the TR-03116 [8] and [28]. The ST writer shall iterate the relevant SFR components if the TOE supports the optional cryptographic algorithms described in [17].

138 The TOE shall meet the requirement “Quality metric for random numbers (FCS_RNG.1)” as specified below (Common Criteria Part 2 extended).

6.1.1.1 Basic Algorithms

139 FCS_RNG.1 Random number generation

Hierarchical to: No other components.

Dependencies: No dependencies.

FCS_RNG.1.1 The TSF shall provide a [selection: *physical, non-physical true, deterministic, physical hybrid, deterministic hybrid*]¹¹ random number generator, which implements: [assignment: *list of security capabilities*]¹².

FCS_RNG.1.2 The TSF shall provide random numbers that meet

1. each output 128 bit random number has at least an entropy of 100 bit.
2. [assignment: *other defined quality metrics*]¹³.

140 **Application note 9:** This SFR requires the TOE to generate random numbers used for (i) the authentication protocols as required by FIA_UAU.4, (ii) the key agreement FCS_CKM.1 / Asym_Auth and FCS_CKM.1 / Sym_Auth. for secure messaging and (iii) the terminal support service using the command GET RANDOM. The quality metric shall be chosen to resist attacks with high attack potential. With respect to the applied scheme it may also be necessary to evaluate the RNG in accordance to the ‘AIS 20’ [26] or ‘AIS 31’, [27].

141 The TOE shall meet the requirement “Cryptographic operation (FCS_COP.1)” as specified below (Common Criteria Part 2). The iterations are caused by different cryptographic algorithms to be implemented by the TOE.

¹¹ [selection: *physical, non-physical true, deterministic, physical hybrid, deterministic hybrid*]

¹² [assignment: *list of security capabilities*]

¹³ [assignment: *a defined quality metric*]

142 FCS_COP.1/SHA Cryptographic operation – Hash Algorithm

Hierarchical to: No other components.

Dependencies: [FDP_ITC.1 Import of user data without security attributes, or
FDP_ITC.2 Import of user data with security attributes, or
FCS_CKM.1 Cryptographic key generation]
FCS_CKM.4 Cryptographic key destruction
FMT_MSA.2 Secure security attributes

FCS_COP.1.1/
SHA The TSF shall perform hashing¹⁴ in accordance with a specified cryptographic algorithm SHA-256¹⁵ and cryptographic key sizes none¹⁶ that meet the following: FIPS 180-2¹⁷.

143 Application note 10: This SFR requires the TOE to implement the hash function SHA-2 (256 bit hash value) as cryptographic primitive of the digital signature-creation and key derivation according to [17], chapter 6.1.

144 FCS_COP.1/CCA_SIGN Cryptographic operation – Digital Signature-Creation for Card-to-Card Authentication

Hierarchical to: No other components.

Dependencies: [FDP_ITC.1 Import of user data without security attributes, or
FDP_ITC.2 Import of user data with security attributes, or
FCS_CKM.1 Cryptographic key generation]
FCS_CKM.4 Cryptographic key destruction
FMT_MSA.2 Secure security attributes

FCS_COP.1.1/
CCA_SIGN The TSF shall perform digital signature-creation for Card-to-card authentication¹⁸ in accordance with a specified cryptographic algorithm RSA ISO9796-2 DS1¹⁹ and cryptographic key sizes 2048 bit module length²⁰ that meet the following: [8], [17]²¹.

145 FCS_COP.1/CCA_VERIF Cryptographic operation – Digital Signature-Verification for Card-to-Card Authentication

¹⁴ [assignment: *list of cryptographic operations*]

¹⁵ [assignment: *cryptographic algorithm*]

¹⁶ [assignment: *cryptographic key sizes*]

¹⁷ [assignment: *list of standards*]

¹⁸ [assignment: *list of cryptographic operations*]

¹⁹ [assignment: *cryptographic algorithm*]

²⁰ [assignment: *cryptographic key sizes*]

²¹ [assignment: *list of standards*]

Hierarchical to:	No other components.
Dependencies:	[FDP_ITC.1 Import of user data without security attributes, or FDP_ITC.2 Import of user data with security attributes, or FCS_CKM.1 Cryptographic key generation] FCS_CKM.4 Cryptographic key destruction FMT_MSA.2 Secure security attributes
FCS_COP.1.1/ CCA_VERIF	The TSF shall perform <u>digital signature-verification for Card-to-card authentication</u> ²² in accordance with a specified cryptographic algorithm <u>RSA ISO9796-2 DS1</u> ²³ and cryptographic key sizes <u>2048 bit module length</u> ²⁴ that meet the following: [8], [17] ²⁵ .

146 FCS_COP.1/3TDES Cryptographic operation – 3TDES Encryption / Decryption

Hierarchical to:	No other components.
Dependencies:	[FDP_ITC.1 Import of user data without security attributes, or FDP_ITC.2 Import of user data with security attributes, or FCS_CKM.1 Cryptographic key generation] FCS_CKM.4 Cryptographic key destruction FMT_MSA.2 Secure security attributes
FCS_COP.1.1/ 3TDES	The TSF shall perform <u>encryption and decryption</u> ²⁶ in accordance with a specified cryptographic algorithm <u>3TDES in CBC mode</u> ²⁷ and cryptographic key sizes <u>168 bit</u> ²⁸ that meet the following: <u>FIPS 46-3 [11] and [17]</u> ²⁹ .

147 **Application note 11:** This SFR requires the TOE to implement the cryptographic primitive for secure messaging in with encryption of the transmitted data and for the Service_Sym_Mut_Auth_with_SM. The key is agreed between the TSF according to the FIA_UAU.4.

148 FCS_COP.1/RMAC Cryptographic operation – Retail MAC

²² [assignment: *list of cryptographic operations*]

²³ [assignment: *cryptographic algorithm*]

²⁴ [assignment: *cryptographic key sizes*]

²⁵ [assignment: *list of standards*]

²⁶ [assignment: *list of cryptographic operations*]

²⁷ [assignment: *cryptographic algorithm*]

²⁸ [assignment: *cryptographic key sizes*]

²⁹ [assignment: *list of standards*]

Hierarchical to:	No other components.
Dependencies:	[FDP_ITC.1 Import of user data without security attributes, or FDP_ITC.2 Import of user data with security attributes, or FCS_CKM.1 Cryptographic key generation] FCS_CKM.4 Cryptographic key destruction FMT_MSA.2 Secure security attributes
FCS_COP.1.1/ RMAC	The TSF shall perform <u>generation and verification of message authentication code</u> ³⁰ in accordance with a specified cryptographic algorithm <u>Retail MAC</u> ³¹ and cryptographic key sizes <u>168 bit</u> ³² that meet the following: <u>ANSI X9.19 with DES and [17]</u> ³³ .

149 **Application note 12:** This SFR requires the TOE to implement the cryptographic primitive for secure messaging in with encryption and message authentication code over the transmitted data and for the Service_Sym_Mut_Auth_with_SM. The key is agreed or defined as the key for secure messaging encryption. The key size of 168 bit is chosen to resist attacks with high attack potential.

6.1.1.2 Key Management

150 The TOE shall meet the requirement “Cryptographic key generation (FCS_CKM.1)” as specified below (Common Criteria Part 2).

151 FCS_CKM.1/AKP Cryptographic key generation – Asymmetric key pair

Hierarchical to:	No other components.
Dependencies:	[FCS_CKM.2 Cryptographic key distribution or FCS_COP.1 Cryptographic operation] FCS_CKM.4 Cryptographic key destruction FMT_MSA.2 Secure security attributes
FCS_CKM.1.1/ AKP	The TSF shall generate cryptographic keys for RSA ³⁴ in accordance with a specified cryptographic key generation algorithm [assignment: <i>cryptographic key generation algorithm</i>] and specified cryptographic key sizes <u>2048 bit</u> ³⁵ that meet the following: <u>[8] [17]</u> ³⁶ .

³⁰ [assignment: *list of cryptographic operations*]

³¹ [assignment: *cryptographic algorithm*]

³² [assignment: *cryptographic key sizes*]

³³ [assignment: *list of standards*]

³⁴ Refinement: “for RSA”

³⁵ [assignment: *cryptographic key sizes*]

³⁶ [assignment: *list of standards*]

152 **Application note 13:** The HPC specification [17] requires the TOE to implement the command GENERATE ASYMMETRIC KEY PAIR in part 1 for qualified electronic signatures. The TOE should support the generation of asymmetric key pairs for

- qualified electronic signatures (cf. Service_Signature_Creation, key pair PrK.HPC.QES and PuK.HP.QES) (cf [17], sec.6.4³⁷).

The TOE may support the generation of asymmetric key pairs for

- mutual card-to-card authentication (cf. Service_Asym_Mut_Auth_w/o_SK and Service_Asym_Mut_Auth_with_SM, key pair PrK.HPC.AUTR_CVC and PuK.HPC.AUTR_CVC),
- mutual card-to-card authentication (cf. Service_Asym_Mut_Auth_with_Intro and Service_Asym_Mut_Auth_with_SM, key pair PrK.HPC.AUTD_SUK_CVC and PuK.HPC.AUTD_SUK_CVC),
- client/server authentication (cf. Service_Client_Server_Auth, key pair PrK.HP.AUT and PuK.HP.AUT),
- document cipher key decipherment (cf. Service_Key_Decryption, key pair PrK.HP.ENC and PuK.HP.ENC).

The ST writer shall perform the missing operations in the element FCS_CKM.1.1 according to the implemented key generation algorithms and the intended method of use. The ST writer should consult the notified body [25] or the certification body for the admissible algorithms, cryptographic key sizes and other parameters for algorithms and standards for the generation of SCD / SVD pairs by SSCD and other key pairs.

153 FCS_CKM.1/Asym_Auth Cryptographic key generation - Asymmetric card-to-card authentication with key agreement

Hierarchical to: No other components.

Dependencies: [FCS_CKM.2 Cryptographic key distribution or
FCS_COP.1 Cryptographic operation]
FCS_CKM.4 Cryptographic key destruction
FMT_MSA.2 Secure security attributes

FCS_CKM.1.1/
Asym_Auth The TSF shall generate cryptographic keys in accordance with a specified cryptographic key generation algorithm mutual asymmetric card-to-card authentication with key agreement using RSA and SHA-256 with algorithmic identification rsaSessionkey4Intro and rsaSessionkey4SM³⁸ and specified cryptographic key sizes 168 bit³⁹ that meet the following: [8], [17]⁴⁰.

154 **Application note 14:** The **asymmetric** card-to-card authentication with key agreement [17], chap. 15, is used for **Service_Asym_Mut_Auth_with_Intro** with algorithmic identification rsaSessionkey4Intro and **Service_Asym_Mut_Auth_with_SM** with algorithmic identification rsaSessionkey4SM. The TOE is equipped with its Card Authentication Private Key and has received and verified the Card Authentication Public Key of the communication partner. The key agreement method is the same for both algorithmic identification rsaSessionkey4Intro and

³⁷ [17], sec.6.4, does not require the prime numbers q and p of the RSA modulus to meet $0.1 < |\log_2 p - \log_2 q| < 30$ as described in [8], which may cause fail assessment in the TOE evaluation.

³⁸ [assignment: *cryptographic key generation algorithm*]

³⁹ [assignment: *cryptographic key sizes*]

⁴⁰ [assignment: *list of standards*]

rsaSessionkey4SM but result in symmetric keys for different usage: (i) introduction keys are permanently stored in the TOE and used for symmetric authentication (with or without symmetric key agreement), and (ii) temporarily stored symmetric secure messaging keys, where SMK.ENC and SMK.MAC are different. The introduction keys may be used further on for **Service_Sym_Mut_Auth_with_SM** according to FCS_CKM.1/Sym_Auth and symmetric internal or external authentication. The **symmetric** card-to-card authentication with key agreement is used for **Service_Sym_Mut_Auth_with_SM**. The TOE is equipped with symmetric secret keys SK.HPC.AUT and agrees secure message keys which are used for encryption and message authentication. The algorithms use the random numbers generated by TSF as required by FCS_RNG.1.

155 FCS_CKM.1/Sym_Auth Cryptographic key generation - Symmetric authentication key

Hierarchical to: No other components.

Dependencies: [FCS_CKM.2 Cryptographic key distribution or FCS_COP.1 Cryptographic operation]
FCS_CKM.4 Cryptographic key destruction
FMT_MSA.2 Secure security attributes

FCS_CKM.1.1/Sym_Auth The TSF shall generate cryptographic keys in accordance with a specified cryptographic key generation algorithm symmetric mutual card-to-card authentication with key agreement 3TDES and SHA-256⁴¹ and specified cryptographic key sizes 168 bit⁴² that meet the following: [8], [17]⁴³.

156 **Application note 15:** The TOE is equipped with symmetric secret keys SK.HPC.AUT and agrees secure message keys which are used for encryption and message authentication. The algorithms use the random number generated by TSF as required by FCS_RNG.1.

157 The TOE shall meet the requirement “Cryptographic key destruction (FCS_CKM.4)” as specified below (Common Criteria Part 2).

158 FCS_CKM.4 Cryptographic key destruction

Hierarchical to: No other components.

Dependencies: [FDP_ITC.1 Import of user data without security attributes, or FDP_ITC.2 Import of user data with security attributes, or FCS_CKM.1 Cryptographic key generation]
FMT_MSA.2 Secure security attributes

FCS_CKM.4.1 The TSF shall destroy cryptographic keys in accordance with a specified cryptographic key destruction method [*assignment: cryptographic key destruction method*] that meets the following: [*assignment: list of standards*].

⁴¹ [*assignment: cryptographic key generation algorithm*]

⁴² [*assignment: cryptographic key sizes*]

⁴³ [*assignment: list of standards*]

- 159 **Application note 16:** The TOE shall destroy the Triple-DES encryption key (SMK.ENC) and the Retail-MAC message authentication keys (SMK.MAC) for secure messaging after reset or termination of secure messaging session or reaching fail secure state according to FPT_FLS.1.

6.1.1.3 Cryptographic operation

160 FCS_COP.1/Sign Cryptographic operation – Digital Signature for QES

Hierarchical to: No other components.

Dependencies: [FDP_ITC.1 Import of user data without security attributes, or FDP_ITC.2 Import of user data with security attributes, or FCS_CKM.1 Cryptographic key generation] FCS_CKM.4 Cryptographic key destruction FMT_MSA.2 Secure security attributes

FCS_COP.1.1/
Sign The TSF shall perform digital signature-creation for QES⁴⁴ in accordance with a specified cryptographic algorithm SHA-256 and [selection: RSASSA_PKCS1_V1_5_SIGN, RSA_ISO9796_2_DS2_SIGN]⁴⁵ and cryptographic key sizes 2048 bit module length⁴⁶ that meet the following: [8], [17].

- 161 **Application note 17:** The ST writer shall perform the missing operations in the element FCS_COP.1.1/Sign. The ST writer should consult the notified body or the certification body for the admissible algorithms, cryptographic key sizes and other parameters for algorithms, and standards for digital signature-generation by SSCD.

162 FCS_COP.1/CSA Cryptographic operation – Digital Signature-Creation for Client-Server Authentication

Hierarchical to: No other components.

Dependencies: [FDP_ITC.1 Import of user data without security attributes, or FDP_ITC.2 Import of user data with security attributes, or FCS_CKM.1 Cryptographic key generation] FCS_CKM.4 Cryptographic key destruction FMT_MSA.2 Secure security attributes

FCS_COP.1.1/
CSA The TSF shall perform digital signature-creation for client-server authentication⁴⁷ in accordance with a specified cryptographic algorithm RSASSA_PSS_SIGN⁴⁸ and cryptographic key sizes 2048 bit module length⁴⁹ that meet the following: [8], PKCS#1 [14], [17], sec. 6.6.3.1.5⁵⁰.

⁴⁴ [assignment: *list of cryptographic operations*]

⁴⁵ [assignment: *cryptographic algorithm*]

⁴⁶ [assignment: *cryptographic key sizes*]

⁴⁷ [assignment: *list of cryptographic operations*]

⁴⁸ [assignment: *cryptographic algorithm*]

163 **Application note 18:** This SFR requires the TOE to implement the RSA for the cryptographic primitive of the digital signature-creation for the client-server authentication mechanism according to [18], sec. 10.6 The private key PrK.HP.AUT shall be selected using MANAGE SECURITY ENVIRONMENT.

164 FCS_COP.1/RSA_DEC Cryptographic operation – RSA Decryption

Hierarchical to: No other components.

Dependencies: [FDP_ITC.1 Import of user data without security attributes, or
FDP_ITC.2 Import of user data with security attributes, or
FCS_CKM.1 Cryptographic key generation]
FCS_CKM.4 Cryptographic key destruction
FMT_MSA.2 Secure security attributes

FCS_COP.1.1/
RSA_DEC The TSF shall perform decryption⁵¹ in accordance with a specified cryptographic algorithm RSAES OAEP DECRYPT and RSAES PKCS1 v1 5 DECRYPT⁵² and cryptographic key sizes 2048 bit module length⁵³ that meet the following: [8], [14], [17]⁵⁴.

165 **Application note 19:** This SFR requires the TOE to implement the RSA for the cryptographic primitive of the RSA decryption to [17], sec. 14.8.3, and [18], sec. 10.7. The private key PrK.HP.ENC shall be selected using MANAGE SECURITY ENVIRONMENT.

166 FCS_COP.1/RSA_TRANS Cryptographic operation – RSA Transcipherment

Hierarchical to: No other components.

Dependencies: [FDP_ITC.1 Import of user data without security attributes, or
FDP_ITC.2 Import of user data with security attributes, or
FCS_CKM.1 Cryptographic key generation]
FCS_CKM.4 Cryptographic key destruction
FMT_MSA.2 Secure security attributes

FCS_COP.1.1/
RSA_TRANS The TSF shall perform decryption and transcipherment⁵⁵ in accordance with a specified cryptographic algorithm RSAES OAEP ENCRYPT and RSAES PKCS1 v1 5 ENCRYPT⁵⁶ and cryptographic key sizes 2048 bit module length⁵⁷ that meet the following: [8], [14], [17]⁵⁸.

⁴⁹ [assignment: *cryptographic key sizes*]

⁵⁰ [assignment: *list of standards*]

⁵¹ [assignment: *list of cryptographic operations*]

⁵² [assignment: *cryptographic algorithm*]

⁵³ [assignment: *cryptographic key sizes*]

⁵⁴ [assignment: *list of standards*]

⁵⁵ [assignment: *list of cryptographic operations*]

⁵⁶ [assignment: *cryptographic algorithm*]

⁵⁷ [assignment: *cryptographic key sizes*]

167 **Application note 20:** This SFR requires the TOE to implement the RSA for the cryptographic primitive of the RSA transcipherment to [17], sec. 14.8.7, and [18], sec. 10.8. The private key PrK.HP.ENC shall be selected using MANAGE SECURITY ENVIRONMENT and the public key shall be imported together with data to be transcipherment in the command PSO: TRANSCIPHER.

6.1.2 Identification and Authentication

168 The TOE shall meet the requirement “Authentication failure handling (FIA_AFL.1)” as specified below (Common Criteria Part 2).

169 FIA_AFL.1/CH_PIN Authentication failure handling – PIN.CH

Hierarchical to: No other components.

Dependencies: FIA_UAU.1 Timing of authentication.

FIA_AFL.1.1/ CH The TSF shall detect when 3⁵⁹ unsuccessful authentication attempts occur related to consecutive failed human user authentication with PIN.CH⁶⁰.

FIA_AFL.1.2/ CH When the defined number of unsuccessful authentication attempts has been met or surpassed, the TSF shall block the PIN.CH for authentication until successful unblocked with resetting code PUK.CH⁶¹.

170 FIA_AFL.1/CH_PUK Authentication failure handling – PUK.CH

Hierarchical to: No other components.

Dependencies: FIA_UAU.1 Timing of authentication.

FIA_AFL.1.1/
CH_PUK The TSF shall detect when 10⁶² authentication attempts occur related to human user authentication to unblock PIN.CH⁶³.

FIA_AFL.1.2/
CH_PUK When the defined number of authentication attempts has been met or surpassed, the TSF shall block the PUK.CH⁶⁴.

171 FIA_AFL.1/QES Authentication failure handling – PIN.QES

⁵⁸ [assignment: *list of standards*]

⁵⁹ [selection: [assignment: *positive integer number*], “an administrator configurable positive integer within [assignment: *range of acceptable values*]”]

⁶⁰ [assignment: *list of authentication events*]

⁶¹ [assignment: *list of actions*]

⁶² [selection: [assignment: *positive integer number*], “an administrator configurable positive integer within [assignment: *range of acceptable values*]”]

⁶³ [assignment: *list of authentication events*]

⁶⁴ [assignment: *list of actions*]

Hierarchical to:	No other components.
Dependencies:	FIA_UAU.1 Timing of authentication.
FIA_AFL.1.1/ QES	The TSF shall detect when <u>3</u> ⁶⁵ unsuccessful authentication attempts occur related to <u>consecutive failed human user authentication with PIN.QES for the QES application</u> ⁶⁶ .
FIA_AFL.1.2/ QES	When the defined number of unsuccessful authentication attempts has been met or surpassed, the TSF shall <u>block the PIN.QES for authentication until successful unblocked with resetting code PUK.QES</u> ⁶⁷ .

172 FIA_AFL.1/QES_PUK Authentication failure handling – PUK.QES

Hierarchical to:	No other components.
Dependencies:	FIA_UAU.1 Timing of authentication.
FIA_AFL.1.1/ PUK_QES	The TSF shall detect when <u>10</u> ⁶⁸ authentication attempts occur related to <u>human user authentication to unblock PIN.QES</u> ⁶⁹ .
FIA_AFL.1.2/ PUK_QES	When the defined number of authentication attempts has been met or surpassed, the TSF shall <u>block the PUK.QES</u> ⁷⁰ .

173 **Application note 21:** The components FIA_AFL.1/CH, FIA_AFL/PUK_CH, FIA_AFL.1/QES and FIA_AFL.1/PUK_QES address the human user authentication for the health care applications respective for QES application. The cardholder reference data PIN.CH is a global PIN for the MF (cf. [18], sec. 4.3.9) with retry counter and PUK.CH is its resetting code with usage counter. The signatory reference data is the PIN.QES in DF.QES (cf. [18], sec. 9.1.3) with retry counter and PUK.QES is its resetting code with usage counter.

174 The TOE shall meet the requirement “Verification of secrets (FIA_SOS.1)” as specified below (Common Criteria Part 2).

175 FIA_SOS.1 Verification of secrets

⁶⁵ [selection: [assignment: *positive integer number*], “*an administrator configurable positive integer within [assignment: *range of acceptable values*]*”]

⁶⁶ [assignment: *list of authentication events*]

⁶⁷ [assignment: *list of actions*]

⁶⁸ [selection: [assignment: *positive integer number*], “*an administrator configurable positive integer within [assignment: *range of acceptable values*]*”]

⁶⁹ [assignment: *list of authentication events*]

⁷⁰ [assignment: *list of actions*]

Hierarchical to: No other components.

Dependencies: No dependencies.

- FIA_SOS.1.1 The TSF shall provide a mechanism to verify that secrets
- (1) **operational PIN.CH**⁷¹ meet minimum length of 5 digits and maximum 8 digits⁷²,
 - (2) **PUK.CH** meet length of 8 digits,
 - (3) **operational PIN.QES** meet minimum length of 6 digits and maximum 8 digits,
 - (4) **PUK.QES** meet minimum length of 8 digits and maximum 12 digits⁷³.

176 **Application note 22:** The refinement lists the requirements for different secrets (instead of 4 times iteration of the component).

177 The TOE shall meet the requirement “User attribute definition (FIA_ATD.1)” as specified below (Common Criteria Part 2).

178 **FIA_ATD.1 User attribute definition**

Hierarchical to: No other components.

Dependencies: No dependencies.

- FIA_ATD.1.1 The TSF shall maintain the following list of security attributes belonging to individual users:
- (1) identity and role of entities authenticated with introduction keys
 - (2) role of other authenticated users⁷⁴.

179 **Application note 23:** The component FIA_ATD.1 applies to (i) the human user authentication, i.e. the cardholder which identity is given in the Health Professional Data (EF.HPD), and to (ii) the card-to-card authentication where the identity (i.e. the ICCSN.ICC) and the role (i.e. Role ID) are encoded in the CV certificate (cf. [17] chapter 7, [18] sec. 4.3.7 and Annex A.3, for details).

180 The TOE shall meet the requirement “Timing of identification (FIA_UID.1)” as specified below (Common Criteria Part 2).

181 **FIA_UID.1 Timing of identification**

Hierarchical to: No other components.

Dependencies: No dependencies.

- FIA_UID.1.1 The TSF shall allow

⁷¹ Refinement: “(1) operational PIN.CH”

⁷² [assignment: *a defined quality metric*]

⁷³ Refinement: “(2) PUK.CH meet length of 8 digits, (3) operational PIN.QES meet minimum length of 6 digits and maximum 8 digits, (4) PUK.QES meet minimum length of 8 digits and maximum 12 digits”

⁷⁴ [assignment: *list of security attributes*]

- (1) reading the ATR,
- (2) reading EF.ATR, EF.DIR, EF.GDO, EF.VERSION, EF.HPD, EF.SSEC, DF.CIA.ESING and DF.CIA.QES residing EFs (EF.CIAInfo, EF.DO, EF.AOD, EF.PrKD, and EF.CD) and EF containing certificates EF.C.*.*,
- (3) reading security status information using command GET PIN STATUS and GET SECURITY STATUS KEY,
- (4) execution of the command GET RANDOM,
- (5) execution of INTERNAL AUTHENTICATE with PrK.HPC.AUTD_SUK_CVC, PrK.HPC.AUTR_CVC and PrK.HP.AUT according to FIA_API.1,
- (6) [assignment: list of TSF mediated actions]⁷⁵
on behalf of the user to be performed before the user is identified.

FIA_UID.1.2 The TSF shall require each user to be successfully identified before allowing any other TSF-mediated actions on behalf of that user.

182 **Application note 24:** The ST writer shall perform the missing operation in FIA_UID.1.1. According to the specification [18] the list of data objects with read access condition includes but is not limited to the Health Professional related Data, the Card Verifiable Authentication Certificates and the X.509 Certificates. If the option of the card management system for the end-usage phase is used the card management system may create DF and EF in MF and DF and define their access conditions.

183 The TOE shall meet the requirement “Timing of authentication (FIA_UAU.1)” as specified below (Common Criteria Part 2).

184 FIA_UAU.1 Timing of authentication

⁷⁵ [assignment: list of TSF-mediated actions]

Hierarchical to: No other components.

Dependencies: FIA_UID.1 Timing of identification.

FIA_UAU.1.1 The TSF shall allow

- (1) reading the ATR,
- (2) reading EF.ATR, EF.DIR, EF.GDO, EF.HPD, EF.SSEC, EF.CIAInfo, EF.DO, EF.AOD, EF.PrKD, EF.CD and EF containing certificates EF.C.*.*,
- (3) reading security status information using command GET PIN STATUS and GET SECURITY STATUS KEY,
- (4) execution of the command GET RANDOM,
- (5) identification as cardholder by selecting the password reference or providing certificate for the authentication attempt,
- (6) execution of INTERNAL AUTHENTICATE with PrK.HPC.AUTD_SUK_CVC according to FIA_API.1,
- (7) [assignment: list of TSF mediated actions] ⁷⁶

on behalf of the user to be performed before the user is authenticated.

FIA_UAU.1.2 The TSF shall require each user to be successfully authenticated before allowing any other TSF-mediated actions on behalf of that user.

185 **Application note 25:** The ST writer shall perform the missing operation in FIA_UAU.1.1. According to the specification [18] the list of data objects with read access condition includes but is not limited to the Health Professional Data, the Card Verifiable Authentication Certificates and the X.509 Certificates. The card management system may create DF and EF in MF and DF, and define their access conditions.

186 The TOE shall meet the requirements of “Single-use authentication mechanisms (FIA_UAU.4)” as specified below (Common Criteria Part 2).

187 **FIA_UAU.4 Single-use authentication mechanisms**

⁷⁶ [assignment: list of TSF-mediated actions]

Hierarchical to: No other components.

Dependencies: No dependencies.

- FIA_UAU.4.1 The TSF shall prevent reuse of authentication data related to Card-to-Card Authentication Mechanism
- (1) execution of the command EXTERNAL AUTHENTICATE with symmetric or asymmetric key,
 - (2) execution of the command EXTERNAL AUTHENTICATE as part of the Service Asym Mut Auth w/o SK,
 - (3) execution of the command EXTERNAL AUTHENTICATE as part of the Service Asym Mut Auth with SM,
 - (4) execution of the command EXTERNAL AUTHENTICATE as part of the Service Sym Mut Auth with SM with Introduction key,
 - (5) secure messaging channel⁷⁷.

188 **Application note 26:** The command EXTERNAL AUTHENTICATE may be used as part of the card-to-card authentication mechanisms with authentication of the external entity to the TOE (without authentication of the TOE to this external entity) or as part of mutual authentication for services Service_Asym_Mut_Auth_w/o_SK, Service_Asym_Mut_Auth_with_SM, and Service_Sym_Mut_Auth_with_SM. Note the command EXTERNAL AUTHENTICATE with agreement of Introduction keys does not change the security status of the TOE and therefore is not an authentication by itself but need an additional symmetric EXTERNAL AUTHENTICATE with this symmetric key (cf. to Service_Asym_Mut_Auth_with_Intro). It uses freshly generated random data (see also FCS_RNG.1) as challenge to prevent reuse of a response generated in a successful authentication attempt. The secure messaging uses Send Sequence Counter for MAC calculation and verification of the command sequence (cf. [17], sec. 12.1).

189 The TOE shall meet the requirements of “Multiple authentication mechanisms (FIA_UAU.5)” as specified below (Common Criteria Part 2).

190 FIA_UAU.5 Multiple authentication mechanisms

Hierarchical to: No other components.

Dependencies: No dependencies.

- FIA_UAU.5.1 The TSF shall provide
- (1) Human user authentication with PIN.CH and PUK.CH,
 - (2) Human user authentication with PIN.QES and PUK.QES,
 - (3) execution of the command EXTERNAL AUTHENTICATE as part of the Service Asym Mut Auth w/o SK,
 - (4) execution of the command EXTERNAL AUTHENTICATE as part

⁷⁷ [assignment: *identified authentication mechanism(s)*]

of the Service Asym Mut Auth with SM,

(5) execution of the command EXTERNAL AUTHENTICATE as part of the Service Sym Mut Auth with SM,

(6) secure messaging channel⁷⁸

to support user authentication.

FIA_UAU.5.2 The TSF shall authenticate any user's claimed identity according to the rules:

(1) The TSF shall authenticate the Cardholder with Cardholder Authentication Reference Data for PIN.CH,

(2) The TSF shall authenticate the Cardholder with Authentication Reference Data for PUK.CH to authorize changing and unblocking PIN.CH.

(3) The TSF shall authenticate the Signatory with Authentication Reference Data for PIN.QES to authorize signature-creation and changing PIN.QES.

(4) The TSF shall authenticate the Signatory with Authentication Reference Data for PUK.QES to authorize unblocking PIN.QES.

(5) The TSF shall authenticate the Security Module Card with Root Public Key of the Certificate Service Provider and Card verifiable certificate with a corresponding cardholder authorization of SMC as PIN sender (CHA profile 54),

(6) The TSF shall authenticate the Authorized signature-creation application with Root Public Key of the Certificate Service Provider and Card verifiable certificate with a corresponding cardholder authorization of signature-creation application (CHA profile 51)⁷⁹.

191 **Application note 27:** Note the authentication according to clause (5) and (6) may be performed by (i) asymmetric authentication with symmetric secure messaging key agreement or (ii) asymmetric authentication with agreement of introduction keys and symmetric authentication with these introduction keys. In the later case the CHA profile in the CVC of the asymmetric key passes on to the introduction key.

192 The TOE shall meet the requirement “Re-authenticating (FIA_UAU.6)” as specified below (Common Criteria Part 2).

193 FIA_UAU.6 Re-authenticating

⁷⁸ [assignment: *list of multiple authentication mechanisms*]

⁷⁹ [assignment: *rules describing how the multiple authentication mechanisms provide authentication*]

Hierarchical to: No other components.

Dependencies: No dependencies.

FIA_UAU.6.1 The TSF shall re-authenticate the user under the conditions successfully established secure messaging⁸⁰.

194 **Application note 28:** The specification [17] states in section 13.1.1.2 item (N341): “If no Secure Messaging is indicated in the CLA byte (see [ISO7816-4] Clause 5.1.1) and SessionkeyContext.flagSessionEnabled has the value SK4SM, then (i.) flagSessionEnabled MUST be set to the value noSK, (ii.) the security status of the key that was involved in the negotiation of the ses-sion keys MUST be deleted by means of clearSecurityStatus(...).”

195 The TOE shall meet the requirement “Authentication Proof of Identity (FIA_API.1)” as specified below (Common Criteria Part 2 extended).

196 FIA_API.1 Authentication Proof of Identity

Hierarchical to: No other components.

Dependencies: No dependencies.

FIA_API.1.1 The TSF shall provide a

- (1) INTERNAL AUTHENTICATE with PrK.HPC.AUTR_CVC⁸¹ to prove the identity of the role HPC⁸²
- (2) INTERNAL AUTHENTICATE with PrK.HPC.AUTD_SUK_-CVC to prove the identity of the SSSCD for multiple-signature and PIN receiver (CHA profile 53),
- (3) INTERNAL AUTHENTICATE with PrK.HP.AUT to prove the identity of the HPC client⁸³.

Application note 29: The refinement adds a list of authentication mechanisms and roles as defined in clause 1 for FIA_API.1.1 (instead of 3 times iteration of the component). The role HPC is represented by one of the CHA profile 2 to 5 or 7. Note the client / server authentication uses the command INTERNAL AUTHENTICATE as well but with other algorithm identification.

6.1.3 Access Control

197 The TOE shall meet the requirements “Subset Access Control (FDP_ACC.1)” and “Security attribute based access control (FDP_ACF.1)” as specified below (Common Criteria Part 2).

⁸⁰ [assignment: *list of conditions under which re-authentication is required*]

⁸¹ [assignment: *authentication mechanism*]

⁸² [assignment: *authorized user or rule*]

⁸³ Refinement: “(2) INTERNAL AUTHENTICATE with PrK.HPC.AUTD_SUK_-CVC to prove the identity of the SSSCD for multiple-signature and PIN receiver (CHA profile 53), (3) INTERNAL AUTHENTICATE with PrK.HP.AUT to prove the identity of the HPC client”

198 **FDP_ACC.1/Sign** **Subset access control – Signature-creation**

Hierarchical to: No other components.

Dependencies: FDP_ACF.1 Security attribute based access control

FDP_ACC.1.1/
Sign The TSF shall enforce the Signature-creation SFP⁸⁴ on

1. subjects:

- (a) signatory.
- (b) signature-creation application.
- (c) terminal;

2. objects:

- (a) Signature-creation data PrK.HP.QES with security attribute “SCD operational”.
- (b) DTBS-representation.
- (c) Display message (EF.DM in DF.QES).

3. operations:

- (a) generate SCD/SVD pair by means of the command PSO: GENERATE ASYMMETRIC KEY PAIR.
- (b) signature-creation for the DTBS-representation with Signature-creation data by means of the command PSO: COMPUTE DIGITAL SIGNATURE.
- (c) Display message by means of the commands SELECT and READ BINARY.
- (d) writing Display message by means of the commands SELECT and UPDATE BINARY⁸⁵

199 **Application note 30:** The subjects and objects are described in section 3.1 Introduction. The User Authentication Reference Data (PIN.QES and PUK.QES) and the public key for CV certificate verification (PuK.RCA.CS) are TSF data. The private keys, the certificates and the display message for creation of qualified signature (contained in the DF.QES) are out of scope of this protection profile for HPC.

200 **FDP_ACF.1/Sign** **Security attribute based access control– Signature-creation**

Hierarchical to: No other components.

Dependencies: FDP_ACC.1 Subset access control
FMT_MSA.3 Static attribute initialisation

FDP_ACF.1.1/
Sign The TSF shall enforce the Signature-creation SFP⁸⁶ to objects based on the following:

1. subjects:

⁸⁴ [assignment: *access control SFP*]

⁸⁵ [assignment: *list of subjects, objects, and operations among subjects and objects covered by the SFP*]

⁸⁶ [assignment: *access control SFP*]

- (a) Administrator,
- (b) Signatory with authentication status,
- (c) Cardholder with authentication status,
- (d) Authorized signature-creation application,
- (e) an (unauthorised) terminal;

2. objects:

- (a) Signature-creation data PrK.HC.QES,
- (b) Signature-verification data,
- (c) DTBS-representation,
- (d) display message (EF.DM in DF.QES),⁸⁷

FDP_ACF.1.2/
Sign

The TSF shall enforce the following rules to determine if an operation among controlled subjects and controlled objects is allowed:

1. the Administrator is allowed to generate the SCD/SVD pair by means of the command GENERATE ASYMMETRIC KEY PAIR with non-operational PrK.HP.QES.
2. the Signatory after successful authentication with PIN.QES is allowed
 - (a) to create 1 signatures using operational PrK.HP.QES by means of the command PSO: COMPUTE DIGITAL SIGNATURE in security environment #1,
 - (b) to create n signatures using operational PrK.HP.QES by means of the command PSO: COMPUTE DIGITAL SIGNATURE in security environment #2;
3. the Terminal is allowed to send DTBS for creation of 1 signature after one authentication of signatory with PIN.QES by means of the command PSO: COMPUTE DIGITAL SIGNATURE in security environment #1.
4. the Authorized signature-creation application is allowed
 - (a) to send DTBS for creation of n signatures after one authentication of signatory with PIN.QES by means of the command PSO: COMPUTE DIGITAL SIGNATURE in security environment #2;
 - (b) to read the Display message in DF.QES by means of the commands SELECT and READ BINARY;
5. The SMC authenticated with profile 51 is allowed to read the display message EF.DM in DF.QES.
6. The Authorized signature-creation application with profile 54 is allowed to read the display message and EF.DM in DF.QES.
7. the Cardholder is allowed to write the Display message in DF.QES

⁸⁷ [assignment: list of subjects and objects controlled under the indicated SFP, and for each, the SFP-relevant security attributes, or named groups of SFP-relevant security attributes]

by means of the commands SELECT and UPDATE BINARY ⁸⁸.

FDP_ACF.1.3/
Sign The TSF shall explicitly authorise access of subjects to objects based on the following additional rules: none ⁸⁹.

FDP_ACF.1.4/
Sign The TSF shall explicitly deny access of subjects to objects based on the rule:

1. to create signature with non-operational PrK.HP.QES
2. to read or export or modify the PrK.HP.QES. ⁹⁰

201 Application note 31: The SFR FDP_ACC.1/Sign, FDP_ACF.1/Sign, FMT_MSA.1 and FMT_MSA.3 use the security attribute “SCD operational” of the signature-creation data PrK.HP.QES to enforce the Signature-creation SFP describing the sole control of the Signatory on the signature-creation with the SCD. Even if the SCD/SVD pair is generated by the certification service provider, the SCD stored on the HPC before delivery to the signatory and the Administrator creates the authentication data for the signatory the signatory shall be the only one can create digital signature with the SCD. The security attribute “SCD operational” has two possible values “non-operational” and “operational”. The SCD is “non-operational” until the Signatory takes sole control on the TOE as SSCD (cf. FMT_MSA.3). Nobody can create signatures with non-operational SCD (cf. FDP_ACF.1.4/Sign, clause 2). Only the Signatory can make the SCD “operational” (cf. FMT_MSA.1) and create signature with operational SCD (cf. FDP_ACF.1.2/Sign, clause 1).

The HPC specification part 1 requires the HPC operating system to support the generation of the SCD/SVD pair (PrK.HP.QES / Puk.HP.QES). This functionality may be used in the phase 6 “Smartcard Personalisation”. The HPC specification part 2 addresses only the phase 7 “Smartcard End-usage” of the HPC and therefore prevents the execution of the command GENERATE ASYMMETRIC KEY PAIR (cf. [18], sec. 9.1.2). The phase transition may be implemented in different ways (e.g. by means of the security attribute “key available” set to TRUE, which prevents key generation if the key already exist, cf. [17](N1057)). The security attribute “SCD operational” is implemented by transport status of PIN.QES (cf. [18], sec. 9.1.3).

202 FDP_ACC.1/CH Subset Access Control – Cardholder Functions

⁸⁸ [assignment: *rules governing access among controlled subjects and controlled objects using controlled operations on controlled objects*]

⁸⁹ [assignment: *rules, based on security attributes, that explicitly authorise access of subjects to objects*]

⁹⁰ [assignment: *rules, based on security attributes, that explicitly deny access of subjects to objects*]

Hierarchical to: Subset access control

Dependencies: FDP_ACF.1 Security attribute based access control

FDP_ACC.1.1/CH The TSF shall enforce the HC Access Control SFP⁹¹ on

1. the subjects
 - (a) the Card Management System (CAMS),
 - (b) the Cardholder (CH),
 - (c) the SMC,
 - (d) the Authorised Signature-Creation Application (ASCA),
 - (e) an (unauthorised) Terminal;
2. the objects
 - (a) Health Professional related Data (EF.HPD),
 - (b) Global Data Object (EF.GDO),
 - (c) EF.ATR,
 - (d) EF.DIR
 - (e) EF.Version
 - (f) Security State Evaluation Counter (EF.SSEC)
 - (g) Display Message (EF.DM in DF.ESIGN)
 - (h) PrK.HPC.AUTR_CVC, and PrK.HPC.AUTD_SUK_CVC
 - (i) PuK.RCA.CS and PuK.CAMS_HPC.AUT_CVC
 - (j) Client-Server Authentication Private Key (PrK.HP.AUT),
 - (k) Decipher Private Key (PrK.HP.ENC),
 - (l) Card Verifiable Certificates (C.HPC.AUTD_SUK_CVC, C.HPC.AUTR_CVC, C.CA_HPC.CS),
 - (m) X.509 certificates (C.HP.AUT, C.HP.ENC, C.HP.QES-AC1, C.HP.QES-AC2, and C.HP.QES-AC3)
 - (n) PIN.CH and PIN.QES⁹²
3. the operation by commands defined in table 2⁹³.

203 **Application note 32:** The subjects and objects are described in section 3.1 Introduction. The User Authentication Reference Data (PIN.CH and PUK.CH) and the public key for CV certificate verification (PuK.CA_NN_HPC.CS, PuK.CA_NN_HPC.CS) are TSF data. The private keys, the certificates and the display message for creation of qualified signature (contained in the DF.QES) are out of scope of this protection profile for HPC.

⁹¹ [assignment: *access control SFP*]

⁹² [assignment: *list of subjects and objects*]

⁹³ [assignment: *list of subjects, objects, and operations among subjects and objects covered by the SFP*]

204 FDP_ACF.1/CH Security attribute based access control – Cardholder Functions

Hierarchical to: No other components.

Dependencies: FDP_ACC.1 Subset access control
FMT_MSA.3 Static attribute initialization

FDP_ACF.1.1/CH The TSF shall enforce the HC Access Control SFP⁹⁴ to objects based on the following:

1. the subjects
 - (a) the Card Management System with authentication status,
 - (b) the Cardholder with authentication status,
 - (c) the SMC with authentication status and profile in the CHA of the used CVC,
 - (d) the ASCA with authentication status and profile in the CHA of the used CVC,
 - (e) an (unauthorised) Terminal;
2. the objects as listed in FDP ACC.1/CH⁹⁵.

FDP_ACF.1.2/CH The TSF shall enforce the following rules to determine if an operation among controlled subjects and controlled objects is allowed:

1. An (unauthorised) Terminal is allowed
 - (a) to read by means of commands SELECT and READ BINARY the EF.ATR, EF.GDO, EF.SSEC and EF.HPD,
 - (b) to read by means of commands SELECT and READ BINARY the Card Verifiable Certificates (C.HPC.AUTD_SUK_CVC, C.HPC.AUTR_CVC, and C.CA_HPC.CS),
 - (c) to read by means of commands SELECT and READ BINARY the X.509 certificates (C.HP.AUT, C.HP.ENC, C.HP.QES-AC1, C.HP.QES-AC2 and C.HP.QES-AC3),
 - (d) to read by means of commands SELECT, READ RECORD and SEARCH RECORD the EF.DIR and EF.VERSION,
 - (e) to execute the command INTERNAL AUTHENTICATE using PrK.HPC.AUTD_SUK_CVC for card-to-card authentication by means Service_Asym_Mut_Auth_with_SM and Service_Asym_Mut_Auth_with_Intro,
 - (f) to execute CHANGE REFERENCE DATA, GET PIN STATUS, RESET RETRY COUNTER and VERIFY using PIN.CH and PIN.QES
 - (g) to execute the command EXTERNAL AUTHENTICATE using PrK.HPC.AUTR_CVC, PrK.HPC.AUTD_SUK_CVC,

⁹⁴ [assignment: *access control SFP*]

⁹⁵ [assignment: *list of subjects and objects controlled under the indicated SFP, and, for each, the SFP-relevant security attributes, or named groups of SFP-relevant security attributes*]

- and PuKCAMS_HPC.AUT_CVC
- (h) to execute the command PSO: VERIFY CERTIFICATE using PuK.RCA.CS,
 - (i) execute the command GET RANDOM;
2. The Cardholder is allowed
 - (a) to update by means of command SELECT and UPDATE BINARY the EF.HPD, EF.DM (in DF.ESIGN),
 - (b) to update by means of commands SELECT and UPDATE BINARY the X.509 certificates (C.HP.QES-AC1, C.HP.QES-AC2, and C.HP.QES-AC3),
 - (c) to execute the command INTERNAL AUTHENTICATE using PrK.HPC.AUTR_CVC for the card-to-card authentication,
 - (d) to execute the document key decipherment Service Data Decryption using PrK.HP.ENC by means of the command PSO: DECIPHER,
 - (e) to execute the document key transcipherment Service Data Decryption using PrK.HP.ENC and imported public key by means of the command PSO: TRANSCIPHER,
 - (f) to execute the client-server authentication Service Client Server Auth using PrK.HP.AUT by means of the command INTERNAL AUTHENTICATE and PSO: COMPUTE DIGITAL SIGNATURE,
 - (g) all actions a terminal is allowed to perform.
 3. The SMC authenticated with profile 51 is allowed to read the display message EF.DM in DF.ESIGN.
 4. The Authorized signature-creation application with profile 54 is allowed to read the display message EF.DM in DF.ESIGN.
 5. The Card Management System is allowed
 - (a) to execute commands APPEND RECORD, UPDATE RECORD for EF.DIR,
 - (b) to execute commands UPDATE RECORD for EF.VERSION⁹⁶.

FDP_ACF.1.3/CH The TSF shall explicitly authorize access of subjects to objects based on the following additional rules: none⁹⁷.

FDP_ACF.1.4/CH The TSF shall explicitly deny access of subjects to objects based on the rule: no other access than defined in FDP_ACF.1.2 to the objects listed in FDP_ACC.1.1 is allowed to any subject⁹⁸.

⁹⁶ [assignment: rules governing access among controlled subjects and controlled objects using controlled operations on controlled objects]

⁹⁷ [assignment: rules, based on security attributes, that explicitly authorise access of subjects to objects]

⁹⁸ [assignment: rules, based on security attributes, that explicitly deny access of subjects to objects]

205 **Application note 33:** The specification [18] describes details of the access control rules in chapter 4, 8, 9 and 10.

206 **Application note 34:** FDP_UCT.1, FDP_UIT.1 and FTP_ITC.1 require the TOE to protect User Data transmitted between the TOE and a remote device by secure messaging with encryption and message authentication codes after successful mutual authentication. The services Service_Asym_Mut_Auth_with_SM and Service_Sym_Mut_Auth_with_SM include authentication mechanisms with key agreement (cf. FCS_CMK.1/ASYM and FCS_CKM.1/Sym_Auth), the TDES encryption (cf. SFR FCS_COP.1/3TDES) and the Retail-MAC (cf. SFR FCS_COP.1/RMAC). The rules for the data transfer are defined in the security policy HC Access Control SFP defined in the preceding section.

207 The TOE shall meet the requirement “Basic data exchange confidentiality (FDP_UCT.1)” as specified below (Common Criteria Part 2).

208 **FDP_UCT.1 Basic data exchange confidentiality**

Hierarchical to: No other components.

Dependencies: [FTP_ITC.1 Inter-TSF trusted channel, or
FTP_TRP.1 Trusted path]
[FDP_ACC.1 Subset access control, or
FDP_IFC.1 Subset information flow control]

FDP_UCT.1.1 The TSF shall enforce the Signature-creation SFP and HC Access Control SFP⁹⁹ to be able to transmit and receive¹⁰⁰ objects in a manner protected from unauthorised disclosure.

209 The TOE shall meet the requirement “Basic data exchange integrity (FDP_UIT.1)” as specified below (Common Criteria Part 2).

210 **FDP_UIT.1 Data exchange integrity**

Hierarchical to: No other components.

Dependencies: [FDP_ACC.1 Subset access control, or
FDP_IFC.1 Subset information flow control]
[FTP_ITC.1 Inter-TSF trusted channel, or
FTP_TRP.1 Trusted path]

FDP_UIT.1.1 The TSF shall enforce the Signature-creation SFP and HC Access Control SFP¹⁰¹ to be able to transmit and receive¹⁰² user data in a manner protected from modification, deletion, insertion and replay¹⁰³ errors.

⁹⁹ [assignment: *access control SFP(s) and/or information flow control SFP(s)*]

¹⁰⁰ [selection: *transmit, receive*]

¹⁰¹ [assignment: *access control SFP(s) and/or information flow control SFP(s)*]

¹⁰² [selection: *transmit, receive*]

¹⁰³ [selection: *modification, deletion, insertion, replay*]

FDP_UIT.1.2 The TSF shall be able to determine on receipt of user data, whether modification, deletion, insertion and replay¹⁰⁴ has occurred.

211 The TOE shall meet the requirement “Import of user data without security attributes (FDP_ITC.1)” as specified below (Common Criteria Part 2).

212 FDP_ITC.1 Import of user data without security attributes

Hierarchical to: No other components.

Dependencies: [FDP_ACC.1 Subset access control, or
FDP_IFC.1 Subset information flow control]
FMT_MSA.3 Static attribute initialisation

FDP_ITC.1.1 The TSF shall enforce the Signature-creation SFP and HC Access Control SFP¹⁰⁵ when importing user data, controlled under the SFP, from outside of the TSC.

FDP_ITC.1.2 The TSF shall ignore any security attributes associated with the user data when imported from outside the TSC.

FDP_ITC.1.3 The TSF shall enforce the following rules when importing user data controlled under the SFP from outside the TSC: [assignment: *additional importation control rules*].

213 The TOE shall meet the requirement “Export of user data without security attributes (FDP_ETC.1)” as specified below (Common Criteria Part 2).

214 FDP_ETC.1 Export of user data without security attributes

Hierarchical to: No other components.

Dependencies: [FDP_ACC.1 Subset access control, or
FDP_IFC.1 Subset information flow control]

FDP_ETC.1.1 The TSF shall enforce the Signature-creation SFP and HC Access Control SFP¹⁰⁶ when exporting user data, controlled under the SFP(s), outside of the TSC.

FDP_ETC.1.2 The TSF shall export the user data without the user data's associated security attributes.

215 The TOE shall meet the requirement “Residual Information Protection (FDP_RIP.1)” as specified below (Common Criteria Part 2).

216 FDP_RIP.1 Residual Information Protection

¹⁰⁴ [selection: *modification, deletion, insertion, replay*]

¹⁰⁵ [assignment: *access control SFP(s) and/or information flow control SFP(s)*]

¹⁰⁶ [assignment: *access control SFP(s) and/or information flow control SFP(s)*]

Hierarchical to: No other components.

Dependencies: No dependencies.

FDP_RIP.1.1 The TSF shall ensure that any previous information content of a resource is made unavailable upon the *[assignment: allocation of the resource to, deallocation of the resource from]* the following objects: *[assignment: list of objects at least including: PINs, secret and private cryptographic keys, data in all files, which are not freely accessible]*¹⁰⁷.

217 **Application note 35:** The writer of the Security Target may want to use iterations of FDP_RIP.1 in order to distinguish between data, which must be deleted already upon deallocation and those which can be deleted upon allocation. Note that the PP requires to delete secret signature keys upon deallocation and that this is advisable for all PINs and secret/private cryptographic keys in general. For secret user data deletion upon allocation should be sufficient (depending on the resistance of the concrete TOE against physical attacks).

218 The TOE shall meet the requirement “Stored Data Integrity (FDP_SDI.2)” as specified below (Common Criteria Part 2).

219 FDP_SDI.2 Stored Data Integrity

Hierarchical to: FDP_SDI.1.

Dependencies: No dependencies.

FDP_SDI.2.1 The TSF shall monitor user data stored within the TSC for integrity errors¹⁰⁸ on all objects, based on the following attributes: *[assignment: user data attributes – the attributes shall be chosen in a way that at least the following data are included:*

- *cryptographic keys,*
- *input data for electronic signatures,*
- *user data in files on the card]*¹⁰⁹.

FDP_SDI.2.2 Upon detection of a data integrity error, the TSF shall

1. prohibit the use of the altered data,
2. inform the connected entity about integrity error¹¹⁰.

220 **Application note 36:** The writer of the Security Target may want to use iterations of FDP_SDI.2, for example in order to distinguish between different types of data (compare the SSCD-PP, where this is done for persistent data on the one hand and other data on the other hand).

6.1.4 Security Management

221 **Application note 37:** The SFR FMT_SMF.1 and FMT_SMR.1 provide basic requirements to the management of the TSF data.

¹⁰⁷ [assignment: list of objects]

¹⁰⁸ [assignment: integrity errors]

¹⁰⁹ [assignment: user data attributes]

¹¹⁰ [assignment: action to be taken]

222 The TOE shall meet the requirement “Specification of Management Functions (FMT_SMF.1)” as specified below (Common Criteria Part 2).

223 **FMT_SMF.1 Specification of Management Functions**

Hierarchical to: No other components.

Dependencies: No dependencies.

FMT_SMF.1.1 The TSF shall be capable of performing the following security management functions:

1. Initialization,
2. Personalization,
3. Card Management,
4. Modification of the PIN.CH,
5. Modification of the PIN.QES,
6. Modification of the security attribute “SCD operational” of the signature-creation data PrK.HC.QES¹¹¹.

224 The TOE shall meet the requirement “Security roles (FMT_SMR.1)” as specified below (Common Criteria Part 2).

225 **FMT_SMR.1 Security roles**

Hierarchical to: No other components.

Dependencies: FIA_UID.1 Timing of identification.

FMT_SMR.1.1 The TSF shall maintain the roles Manufacturer, Personalisation Agent, Card Management System, Administrator, Cardholder, Signatory, Authorised signature-creation application, SMC as PIN sender, eGK, Terminal¹¹².

FMT_SMR.1.2 The TSF shall be able to associate users with roles.

226 **Application note 38:** The cardholder authenticates themselves with PIN.CH and with PUK.CH for unblocking and changing PIN.CH. The Signatory cardholder authenticates themselves with PIN.QES and with PUK.QES for unblocking PIN.QES. The Certificate Holder Authorization (CHA) Role ID in the CVC defines the roles of Signature-creation application with profile 51 (e.g. SMC-K), SMC as PIN sender with profile 54, and eGK with profile 0¹¹³. A Terminal is a role of all unauthenticated user.

¹¹¹ [assignment: *list of security management functions to be provided by the TSF*]

¹¹² [assignment: *the authorised identified roles*]

¹¹³ Note the assignment of roles to CVC CHA profile is informative only in [18] and [22].

227 **Application note 39:** The SFR FMT_LIM.1 and FMT_LIM.2 address the management of the TSF and TSF data to prevent misuse of test features of the TOE over the life cycle phases. The functional requirements FMT_LIM.1 and FMT_LIM.2 assume that there are two types of mechanisms (limited capabilities and limited availability) which together shall provide protection in order to enforce the policy. This also allows that

- (i) the TSF is provided without restrictions in the product in its user environment but its capabilities are so limited that the policy is enforced

or conversely

- (ii) the TSF is designed with high functionality but is removed or disabled in the product in its user environment.

The combination of both requirements shall enforce the policy.

228 The TOE shall meet the requirement “Limited capabilities (FMT_LIM.1)” as specified below (Common Criteria Part 2 extended).

229 **FMT_LIM.1 Limited capabilities**

Hierarchical to: No other components.

Dependencies: FMT_LIM.2 Limited availability.

FMT_LIM.1.1 The TSF shall be designed and implemented in a manner that limits their capabilities so that in conjunction with “Limited availability (FMT_LIM.2)” the following policy is enforced: Deploying Test Features after TOE Delivery does not allow User Data to be disclosed or manipulated, TSF data to be disclosed or manipulated, software to be reconstructed and no substantial information about construction of TSF to be gathered which may enable other attacks¹¹⁴.

230 The TOE shall meet the requirement “Limited availability (FMT_LIM.2)” as specified below (Common Criteria Part 2 extended).

231 **FMT_LIM.2 Limited availability**

¹¹⁴ [assignment: *Limited capability and availability policy*]

Hierarchical to: No other components.

Dependencies: FMT_LIM.1 Limited capabilities.

FMT_LIM.2.1 The TSF shall be designed in a manner that limits their availability so that in conjunction with “Limited capabilities (FMT_LIM.1)” the following policy is enforced: Deploying Test Features after TOE Delivery does not allow User Data to be disclosed or manipulated, TSF data to be disclosed or manipulated, software to be reconstructed and no substantial information about construction of TSF to be gathered which may enable other attacks

¹¹⁵.

232 The TOE shall meet the requirements of “Management of security attributes (FMT_MSA.1)” as specified below (Common Criteria Part 2).

233 FMT_MSA.1 Management of security attributes

Hierarchical to: No other components.

Dependencies: [FDP_ACC.1 Subset access control, or
FDP_IFC.1 Subset information flow control]
FMT_SMR.1 Security roles
FMT_SMF.1 Specification of Management Functions

FMT_MSA.1.1 The TSF shall enforce the Signature-creation SFP¹¹⁶ to restrict the ability to modify¹¹⁷ the security attributes SCD operational¹¹⁸ to Signatory¹¹⁹.

234 **Application note 40:** If the Administrator generates SCD/SVD key pairs without the Signatory being authenticated the same time the security attribute of the SCD “SCD operational” shall be set to “no” after generation of the SCD. If the Signatory generates SCD/SVD key pairs the security attribute of the SCD “SCD operational” may be set to “yes” during generation of the SCD.

235 The TOE shall meet the requirements of “Secure security attributes (FMT_MSA.2)” as specified below (Common Criteria Part 2).

236 FMT_MSA.2 Secure security attributes

¹¹⁵ [assignment: *Limited capability and availability policy*]

¹¹⁶ [assignment: *access control SFP, information flow control SFP*]

¹¹⁷ [selection: *change_default, query, modify, delete, [assignment: other operations]*]

¹¹⁸ [assignment: *list of security attributes*]

¹¹⁹ [assignment: *the authorised identified roles*]

Hierarchical to: No other components.

Dependencies: ADV_SPM.1 Informal TOE security policy model
[FDP_ACC.1 Subset access control, or
FDP_IFC.1 Subset information flow control]
FMT_MSA.1 Management of security attributes
FMT_SMR.1 Security roles

FMT_MSA.2.1 The TSF shall ensure that only secure values are accepted for security attributes.

237 The TOE shall meet the requirements of “Static attribute initialisation (FMT_MSA.3)” as specified below (Common Criteria Part 2).

238 FMT_MSA.3 Static attribute initialisation

Hierarchical to: No other components.

Dependencies: FMT_MSA.1 Management of security attributes
FMT_SMR.1 Security roles

FMT_MSA.3.1 The TSF shall enforce the HC Access Control SFP and Signature-creation SFP¹²⁰ to provide restrictive¹²¹ default values for security attributes that are used to enforce the SFP. **The initial value of the SCD security attribute “SCD operational” is “non-operational”**¹²².

FMT_MSA.3.2 The TSF shall allow the Administrator¹²³ to specify alternative initial values to override the default values **except of the security attribute “SCD operational”**¹²⁴ when an object or information is created.

239 The TOE shall meet the requirement “Management of TSF data (FMT_MTD.1)” as specified below (Common Criteria Part 2). The iterations address different management functions and different TSF data.

240 **Application note 41:** The following seven SFRs address the protection of the management of the TSF data: Initialization Data, Pre-personalization Data, User Authentication Reference Data (i.e. PIN and PUK), Public Key for CVC Verification. Note that the Card Authentication Private

¹²⁰ [assignment: *access control SFP, information flow control SFP*]

¹²¹ [selection, choose one of: *restrictive, permissive, [assignment: other property]*]

¹²² Refinement: “The initial value of the SCD security attribute “SCD operational” is “non-operational””

¹²³ [assignment: *the authorised identified roles*]

¹²⁴ Refinement: “except of the security attribute “SCD operational””

Keys, the Client-Server Authentication Keys, the Decipher Private Key and the HPC Electronic Signature Private Key are user data under protection according to SFR FDP_ACF.1.

241 FMT_MTD.1/INI Management of TSF data – Writing of Initialization Data and Pre-personalization Data

Hierarchical to: No other components.

Dependencies: FMT_SMF.1 Specification of management functions
FMT_SMR.1 Security roles

FMT_MTD.1.1/INI The TSF shall restrict the ability to write¹²⁵ the Initialization Data and Pre-personalization Data¹²⁶ to the Manufacturer¹²⁷.

242 FMT_MTD.1/WR Management of TSF data – Writing of Reference Authentication Data

Hierarchical to: No other components.

Dependencies: FMT_SMF.1 Specification of management functions
FMT_SMR.1 Security roles

FMT_MTD.1.1/WR The TSF shall restrict the ability to create¹²⁸ the
1. User Reference Authentication Data, and
2. public keys of the root for CVC verification¹²⁹
to the Personalisation Agent¹³⁰.

243 FMT_MTD.1/Admin Management of TSF data - Administrator

Hierarchical to: No other components.

Dependencies: FMT_SMR.1 Security roles
FMT_SMF.1 Specification of Management Functions

FMT_MTD.1.1/Admin The TSF shall restrict the ability to create¹³¹ the PIN.CH, PUK.CH, PIN.QES, PUK.QES¹³² to Administrator¹³³.

¹²⁵ [selection: *change_default, query, modify, delete, clear*, [assignment: *other operations*]]

¹²⁶ [assignment: *list of TSF data*]

¹²⁷ [assignment: *the authorised identified roles*]

¹²⁸ [selection: *change_default, query, modify, delete, clear*, [assignment: *other operations*]]

¹²⁹ [assignment: *list of TSF data*]

¹³⁰ [assignment: *the authorised identified roles*]

¹³¹ [selection: *change_default, query, modify, delete, clear*, [assignment: *other operations*]]

¹³² [assignment: *list of TSF data*]

¹³³ [assignment: *the authorised identified roles*]

244 FMT_MTD.1/CH Management of TSF data – Cardholder

Hierarchical to: No other components.

Dependencies: FMT_SMR.1 Security roles
FMT_SMF.1 Specification of Management Functions

FMT_MTD.1.1/CH The TSF shall restrict the ability to modify and unblock¹³⁴ the PIN.CH¹³⁵ to Cardholder¹³⁶.

245 FMT_MTD.1/Sigy Management of TSF data – Signatory

Hierarchical to: No other components.

Dependencies: FMT_SMR.1 Security roles
FMT_SMF.1 Specification of Management Functions

FMT_MTD.1.1/Sigy The TSF shall restrict the ability to modify and unblock¹³⁷ the PIN.QES¹³⁸ to Signatory¹³⁹.

246 Application note 42: The SFR FMT_MTD.1/Admin addresses the first writing of the authentication reference data of the Cardholder (i.e. PIN and PUK) and the SFR FMT_MTD.1/WR of the technical components (i.e. public keys of the PKI roots) e.g. in the personalisation process. The modification of existing authentication reference data is separated into different roles and addressed by different SFR FMT_MTD.1/CH and FMT_MTD.1/Sigy. Note, the specification [18] does not describe detailed access conditions for the public keys because their implementation is specific for the operating system. The cardholder modifies his or her PIN.CH as special case of the User Authentication Reference Data by means of (i) the command CHANGE REFERENCE DATA and providing the old and the new PIN or (ii) the command RESET RETRY COUNTER and providing the PUK and the new PIN. He or she unblocks the PIN by means of (i) the command RESET RETRY COUNTER and providing the PUK and the new PIN or (ii) the command RESET RETRY COUNTER and providing the PUK (without a new PIN). In contrast to the Signatory who is not allowed to set a new PIN.QES when using RESET RETRY COUNTER.

247 FMT_MTD.1/RPK_MOD Management of TSF data – Modification of Authentication Reference Data

¹³⁴ [selection: *change_default, query, modify, delete, clear, [assignment: other operations]*]

¹³⁵ [assignment: *list of TSF data*]

¹³⁶ [assignment: *the authorised identified roles*]

¹³⁷ [selection: *change_default, query, modify, delete, clear, [assignment: other operations]*]

¹³⁸ [assignment: *list of TSF data*]

¹³⁹ [assignment: *the authorised identified roles*]

Hierarchical to:	No other components.
Dependencies:	FMT_SMF.1 Specification of management functions FMT_SMR.1 Security roles
FMT_MTD.1.1/ RPK_MOD	The TSF shall restrict the ability to <u>modify</u> ¹⁴⁰ the <u>public keys of the root for CV certificate verification</u> ¹⁴¹ to <u>none</u> ¹⁴² .

248 FMT_MTD.1/PIN **Management of TSF data – Protection of Human User Authentication Data**

Hierarchical to:	No other components.
Dependencies:	FMT_SMF.1 Specification of management functions FMT_SMR.1 Security roles
FMT_MTD.1.1/ PIN	The TSF shall restrict the ability to (1) <u>read</u> ¹⁴³ the <u>PIN.QES</u> ¹⁴⁴ , (2) read the PIN.CH (3) disable the PIN.QES , (4) disable the PUK.QES , (5) disable the PIN.CH , (6) disable the PUK.CH , (7) modify the PUK.QES , (8) modify the PUK.CH ¹⁴⁵ to <u>none</u> ¹⁴⁶ .

249 **Application note 43:** The refinement of the element FMT_MTD.1.1/PIN provides a list of restrictions in the same style. The specification [17] introduced the command DISABLE VERIFICATION REQUIREMENT, which changes the attribute *flagEnabled* of a password so that the COS acts as if the security status of the password is permanently set. Therefore it is necessary to prevent this command for PIN.QES, PUK.QES, PIN,CH and PUK.CH

6.1.5 SFR for TSF Protection

250 The TOE shall prevent inherent and forced illicit information flow for User Data and TSF Data. The security functional requirement FPT_EMSEC.1 addresses the inherent leakage. With respect to forced leakage they have to be considered in combination with the security functional

¹⁴⁰ [selection: *change_default, query, modify, delete, clear*, [assignment: *other operations*]]

¹⁴¹ [assignment: *list of TSF data*]

¹⁴² [assignment: *the authorised identified roles*]

¹⁴³ [selection: *change_default, query, modify, delete, clear*, [assignment: *other operations*]]

¹⁴⁴ [assignment: *list of TSF data*]

¹⁴⁵ Refinement “(2) read the PIN.CH (3) disable the PIN.QES, (4) disable the PUK.QES, (5) disable the PIN.CH, (6) disable the PUK.CH, (7) modify the PUK.QES, (8) modify the PUK.CH”

¹⁴⁶ [assignment: *the authorised identified roles*]

requirements “Failure with preservation of secure state (FPT_FLS.1)” and “TSF testing (FPT_TST.1)” on the one hand and “Resistance to physical attack (FPT_PHP.3)” on the other. The SFR “Non-bypassability of the TSP (FPT_RVM.1)” and “TSF domain separation (FPT_SEP.1)” together with “Limited capabilities (FMT_LIM.1)”, “Limited availability (FMT_LIM.2)” and “Resistance to physical attack (FPT_PHP.3)” prevent bypassing, deactivation and manipulation of the security features or misuse of TOE functions.

251 The TOE shall meet the requirement “TOE Emanation (FPT_EMSEC.1)” as specified below (CC extended):

FPT_EMSEC.1 TOE Emanation

Hierarchical to: No other components.

Dependencies: No dependencies.

FPT_EMSEC.1.1 The TOE shall not emit [assignment: *types of emissions*] in excess of [assignment: *specified limits*] enabling access to

1. PIN.CH, PUK.CH, PIN.QES and PUK.QES¹⁴⁷

and

2. Signature-creation private key (SCD),

3. Card Authentication Private Keys,

4. Client-Sever Authentication Private Key,

5. Document Cipher Key Decipher Key,

6. secure messaging keys

7. symmetric authentication keys¹⁴⁸.

FPT_EMSEC.1.2 The TSF shall ensure that any authorized user¹⁴⁹ are unable to use the following interface smart card circuit contacts¹⁵⁰ to gain access to

1. PIN.CH, PUK.CH, PIN.QES and PUK.QES¹⁵¹

and

2. Signature-creation private key (SCD),

3. Card Authentication Private Key,

4. Client-Sever Authentication Private Key,

5. Document Cipher Key Decipher Key,

6. secure messaging keys,

7. symmetric authentication keys¹⁵².

¹⁴⁷ [assignment: *list of types of TSF data*]

¹⁴⁸ [assignment: *list of types of user data*]

¹⁴⁹ [assignment: *type of users*]

¹⁵⁰ [assignment: *type of connection*]

¹⁵¹ [assignment: *list of types of TSF data*]

252 **Application note 44:** The TOE shall prevent attacks against the listed secret data where the attack is based on external observable physical phenomena of the TOE. Such attacks may be observable at the interfaces of the TOE or may origin from internal operation of the TOE or may origin by an attacker that varies the physical environment under which the TOE operates. The set of measurable physical phenomena is influenced by the technology employed to implement the smart card. The HPC / SMC has to provide a smart card interface with contacts according to ISO/IEC 7816-2 [17] but the integrated circuit may have additional contacts or a contactless interface as well. Examples of measurable phenomena include, but are not limited to variations in the power consumption, the timing of signals and the electromagnetic radiation due to internal operations or data transmissions.

253 The following security functional requirements address the protection against forced illicit information leakage.

254 The TOE shall meet the requirement “Failure with preservation of secure state (FPT_FLS.1)” as specified below (Common Criteria Part 2).

255 FPT_FLS.1 Failure with preservation of secure state

Hierarchical to: No other components.

Dependencies: ADV_SPM.1 Informal TOE security policy model

FPT_FLS.1.1 The TSF shall preserve a secure state when the following types of failures occur:

1. exposure to operating conditions where therefore a malfunction could occur.
2. failure detected by TSF according to FPT_TST.1¹⁵³.

256 The TOE shall meet the requirement “Resistance to physical attack (FPT_PHP.3)” as specified below (Common Criteria Part 2).

257 The TOE shall meet the requirement “Non-bypassability of the TSP (FPT_RVM.1)” as specified below (Common Criteria Part 2).

258 FPT_RVM.1 Non-bypassability of the TSP

Hierarchical to: No other components.

Dependencies: No dependencies.

FPT_RVM.1.1 The TSF shall ensure that TSP enforcement functions are invoked and succeed before each function within the TSC is allowed to proceed.

259 The TOE shall meet the requirement “TSF domain separation (FPT_SEP.1)” as specified below (Common Criteria Part 2).

¹⁵² [assignment: *list of types of user data*]

¹⁵³ [assignment: *list of types of failures in the TSF*]

260 FPT_SEP.1 TSF domain separation

Hierarchical to: No other components.

Dependencies: No dependencies.

FPT_SEP.1.1 The TSF shall maintain a security domain for its own execution that protects it from interference and tampering by untrusted subjects.

FPT_SEP.1.2 The TSF shall enforce separation between the security domains of subjects in the TSC.

261 **Application note 45:** Those parts of the TOE which support the security functional requirements “TSF testing (FPT_TST.1)” and “Failure with preservation of secure state (FPT_FLS.1)” shall be protected from interference of the other security enforcing parts of the HPC chip Embedded Software. The security enforcing functions and health application data shall be separated in a way preventing any interference.

262 The TOE shall meet the requirements of “Passive detection of physical attack (FPT_PHP.1)” as specified below (Common Criteria Part 2).

263 FPT_PHP.1 Passive detection of physical attack

Hierarchical to: No other components.

Dependencies: No dependencies.

FPT_PHP.1.1 The TSF shall provide unambiguous detection of physical tampering that might compromise the TSF.

FPT_PHP.1.2 The TSF shall provide the capability to determine whether physical tampering with the TSF's devices or TSF's elements has occurred.

264 The TOE shall meet the requirements of “Resistance to physical attack (FPT_PHP.3)” as specified below (Common Criteria Part 2).

265 FPT_PHP.3 Resistance to physical attack

Hierarchical to: No other components.

Dependencies: No dependencies.

FPT_PHP.3.1 The TSF shall resist physical manipulation and physical probing¹⁵⁴ to the TSF¹⁵⁵ by responding automatically such that the TSP is not violated.

266 **Application note 46:** The TOE will implement appropriate measures to continuously counter physical manipulation and physical probing. Due to the nature of these attacks (especially manipulation) the TOE can by no means detect attacks on all of its elements. Therefore, permanent protection against these attacks is required ensuring that the TSP could not be violated at any time. Hence, “automatic response” means here (i) assuming that there might be an attack at any time and (ii) countermeasures are provided at any time.

267 The TOE shall meet the requirement “Inter-TSF basic TSF data consistency (FPT_TDC.1)” as specified below (Common Criteria Part 2).

268 **FPT_TDC.1 Inter-TSF basic TSF data consistency**

Hierarchical to: No other components.

Dependencies: No dependencies.

FPT_TDC.1.1 The TSF shall provide the capability to consistently interpret CVC¹⁵⁶ when shared between the TSF and another trusted IT product.

FPT_TDC.1.2 The TSF shall use [17], chapter 7,¹⁵⁷ when interpreting the TSF data from another trusted IT product.

269 The TOE shall meet the requirement “TSF testing (FPT_TST.1)” as specified below (Common Criteria Part 2).

270 **FPT_TST.1 TSF testing**

Hierarchical to: No other components.

Dependencies: FPT_AMT.1 Abstract machine testing.

FPT_TST.1.1 The TSF shall run a suite of self tests [selection: *during initial start-up, periodically during normal operation, at the request of the authorised user, at the conditions [assignment: conditions under which self test*

¹⁵⁴ [assignment: *physical tampering scenarios*]

¹⁵⁵ [assignment: *list of TSF devices/elements*]

¹⁵⁶ [assignment: *list of TSF data types*]

¹⁵⁷ [assignment: *list of interpretation rules to be applied by the TSF*]

should occur]¹⁵⁸] to demonstrate the correct operation of the TSF.

FPT_TST.1.2 The TSF shall provide authorised users with the capability to verify the integrity of TSF data.

FPT_TST.1.3 The TSF shall provide authorised users with the capability to verify the integrity of stored TSF executable code.

271 **Application note 47:** If HPC chip uses state of the art smart card technology it will run the some self tests at the request of the authorised user and some self tests automatically. E.g. a self test for the verification of the integrity of stored TSF executable code required by FPT_TST.1.3 may be executed during initial start-up by the “authorised user” Manufacture in the Phase 2 Manufacturing. Other self tests may run automatically to detect failure and to preserve of secure state according to FPT_FLS.1 in the Phase 4 Operational Use, e.g. to check a calculation with a private key by the reverse calculation with the corresponding public key as countermeasure against Differential Failure Attacks. The security target writer shall perform the operation claimed by the concrete product under evaluation.

272 The TOE shall meet the requirement “Inter-TSF trusted channel (FTP_ITC.1)” as specified below (Common Criteria Part 2).

6.1.6 SFR for Trusted path/channels

273 FTP_ITC.1 Inter-TSF trusted channel

Hierarchical to: No other components.

Dependencies: No dependencies.

FTP_ITC.1.1 The TSF shall provide a communication channel between itself and a remote trusted IT product that is logically distinct from other communication channels and provides assured identification of its end points and protection of the channel data from modification or disclosure.

FTP_ITC.1.2 The TSF shall permit the remote trusted IT product¹⁵⁹ to initiate communication via the trusted channel.

FTP_ITC.1.3 The TSF shall initiate communication via the trusted channel for commands and responses after successful card-to-card¹⁶⁰.

6.2 Security Assurance Requirements for the TOE

274 The security assurance requirements for the evaluation of the TOE and its development and operating environment are those taken from the

¹⁵⁸ [assignment: *conditions under which self test should occur*]

¹⁵⁹ [selection: *the TSF, the remote trusted IT product*]

¹⁶⁰ [assignment: *list of functions for which a trusted channel is required*]

Evaluation Assurance Level 4 (EAL4)

and augmented by taking the following components:

ADV_IMP.2, AVA_MSU.3 and AVA_VLA.4.

275 The minimum strength of function is SOF-high. This protection profile does not contain any security functional requirement for which an explicit strength of function claim is required.

6.3 Security Requirements for the IT environment

276 This protection profile does not describe security functional requirements for the IT environment.

7 Rationale

277 All security objectives for the environment of the TOE are of the non-IT (organisational) type and hence need not to be met by security requirements for the IT environment.

278 The explicitly stated security requirements are taken from the Security IC Platform Protection Profile, Version 1.0, 15.06.2007; registered and certified by Bundesamt für Sicherheit in der Informationstechnik (BSI) under the reference BSI-CC-PP-0035 [15]. This PP provides a justification why the SFRs FCS_RNG.1 and FMT_LIM.1 resp. FMT_LIM.2 defined in chapter 5 Extended Components Definition are necessary to address smart card specific security functional requirements. This justification is valid for the current PP as well. The extended family FCS_RNG describes SFR for random number generation used for cryptographic purposes. The family FMT_LIM describes the functional requirements for the Test Features of the TOE. The new functional requirements were defined in the class FMT because this class addresses the management of functions of the TSF. The examples of the technical mechanism used in the TOE show that no other class is appropriate to address the specific issues of preventing the abuse of functions by limiting the capabilities of the functions and by limiting their availability.

279 The definition of the family FPT_EMSEC is taken from the *Protection Profile Secure Signature Creation Device* [16], chapter 6.6.1. This family describes the functional requirements for the limitation of intelligible emanations. The TOE shall prevent attacks against secret data where the attack is based on external observable physical phenomena of the TOE. Examples of such attacks are evaluation of TOE's electromagnetic radiation, simple power analysis (SPA), differential power analysis (DPA), timing attacks, radio emanation etc. Limit of Emissions requires to not emit intelligible emissions enabling access to TSF data or user data. Interface Emanation requires not emit interface emanation enabling access to TSF data or user data.

280 The family FIA_API is defined to describe the functional requirements for the proof of the claimed identity for the authentication verification by an external entity. The other families of the class FIA address the verification of the identity of an external entity. This family defines functions provided by the TOE to prove their identity and to be verified by an external entity in the TOE IT environment. Therefore the FIA_API.1 is defined to provide a INTERNAL AUTHENTICATE with different keys to prove the identity of the different authorized users or rules.

7.1 Security Objectives Rationale

	OT.AC_CAMS	OT.Data_Confident	OT.Data_Integrity	OT.Dec_Trans	OT.DS_CSA	OT.TSS	OT.AC_Serv	OT.SCD/SVD_Gen	OT.SCD_Unique	OT.SCD_SVD_Corresp	OT.Sig_Secure	OT.DTBS_Integrity_TOE	OT.TOE_TC_DTBS	OT.Trusted_Channel	OT.Sigy_SigF	OT.Prot_Abuse_Func	OT.Prot_Inf_Leak	OT.Prot_Malfunction	OT.Tamper_ID	OT.Prot_Phys_Tamper
OSP.HPC_Spec	x	x	x	x	x	x	x	x			x			x	x					
OSP.Enc				x			x													
OSP.CSA					x		x													
OSP.QSign								x	x	x	x	x	x		x					
OSP.Sigy_SSCD								x	x	x	x	x			x					
OSP.Sig_Non-Repud								x	x	x	x				x					
T.Compromise_Internal_Data		x																		
T.Forge_Internal_Data			x																	
T.Misuse	x	x	x				x						x	x	x					
T.Intercept														x						
T.SCD_Divulg		x																		
T.SCD_Derive		x						x			x									
T.DTBS_Forgery												x	x	x						
T.Sig_Forgery									x		x									
T.Abuse_Func																x				
T.Information_Leakage																	x			
T.Malfunction																		x		
T.Phys_Tamper																			x	x

Table 6: TOE Security Objective Rationale

	OD.Assurance	OD.Material	OE.Pers_CAMS	OE.Users	OE.CGA_QCert	OE.SSCD_Prov_Service	OE.HID_VAD	OE.DTBS_Intend	OE.DTBS_Protect	OE.Trusted_Channel	OE.PKI
T.Misuse			x				x		x		
T.DTBS_Forgery								x	x		
T.Sig_Forgery					x						
T.Intercept										x	

	OD.Assurance	OD.Material	OE.Pers_CAMS	OE.Users	OE.CGA_QCert	OE.SSCD_Prov_Service	OE.HID_VAD	OE.DTBS_Intend	OE.DTBS_Protect	OE.Trusted_Channel	OE.PKI
OSP.HPC_Spec										x	x
OSP.CSP_QCert					x						
OSP.QSign					x						
OSP.Sigy_SSCD						x					
OSP.Sig_Non-Repud					x						
OSP.Manufact	x	x									
A.Pers_CAMS			x								
A.Users				x							
A.CGA					x						
A.SCA								x	x		

Table 7: Rationale for the Security Objective for the environment

- 281 The threat **T.Compromise Internal Data** “Compromise of confidential User or TSF data” addresses the compromise of internal confidential data through the communication interface of the TOE independent on or listening the communication between a terminal with the TOE. This threat is directly achieved by security objectives **OT.Data Confident** “Confidentiality of internal data” requiring the protection of the confidential user data and TSF data.
- 282 The protection against the threat **T.Forge Internal Data** “Forge of User or TSF data” is directly achieved by the security objective **OT.Data Integrity** “Integrity of internal data” requiring the protection of the integrity of the user data and the TSF data.
- 283 The threat **T.Misuse** “Misuse of TOE functions” addresses the use of TOE functions without knowledge of user authentication data or any implicit authorization. The protection against this threat is mainly achieved by the security objective **OT.AC_CAMS** “Access control for management” protecting the management functions of the TOE, **OT.AC_Serv** “Access Control for TOE Security Services” and **OT.Sigy_SigF** “Signature generation function for the legitimate signatory only” for the security services used in the operational usage phase. The security objectives **OT.Data Confident** “Confidentiality of internal data” and **OT.Data Integrity** “Integrity of internal data” ensure the protection of the assets independent on the TOE functionality used by the attack.

The security objective for the TOE **OT.Trusted_Channel** “Trusted Channel” protects the verification authentication data and data to be signed during their transmission between the TOE and successfully authenticated smart cards on demand of the signature-creation application. In case of multiple signatures (i.e. if the TOE allows generation of more than 1 signature after successful authentication of the Signatory) the **OT.TOE_TC_DTBS** “Trusted channel of TOE for DTBS” enforces the use of the trusted channel. The security objective environment **OE.HID_VAD** “Protection of the VAD” protects the verification authentication data of the human user of the TOE and **OE.DTBS_Protect** “SCA protects the data intended to be signed” ensures that the IT environment protects the DTBS and supports the protection enforced by the

TOE for DTBS in case of multiple signatures.. **OE.Pers_CAMS** “Secure initialization, personalization and management” ensure secure initialisation, personalisation and management preventing misuse of the TOE.

284 The threat **T.Intercept** “Interception of Communication” is countered by the security objective **OT.Trusted_Channel** “Trusted Channel” and **OE.Trusted_Channel** “Trusted Channel”.

Note that according to the **OSP.HPC_Spec** “Compliance to HPC specifications” and the security objective for the TOE environment **OE.Users** “Adequate usage of TOE and IT-Systems” the external application decides whether the transmitted data is sensitive and requires the protection in confidentiality and integrity. If the application selects the security environment SE #2 (cf. the specification [17]) the TOE will protect transmitted data. If the application selects the security environment SE #1 the TOE is not required to protect the data transmitted after card-to-card authentication.

285 **T.SCD_Divulg** “Storing, copying, and releasing of the signature-creation data” addresses the threat against the legal validity of electronic signature due to storage and copying of SCD outside the TOE. This threat is countered by **OT.Data_Confident** “Confidentiality of internal data”, which assures the secrecy of the SCD used for signature generation.

286 **T.SCD_Derive** “Derive the signature-creation data” deals with attacks on the SCD via public known data produced by the TOE, which are the SVD and the signatures created with the SCD. **OT.SCD/SVD_Gen** “SCD/SVD generation” counters this threat by implementing cryptographic secure generation of the SCD/SVD-pair. **OT.Sig_Secure** “Cryptographic security of the electronic signature” ensures cryptographic secure electronic signatures. This threat is also countered by **OT.Data_Confident** “Confidentiality of internal data”, which assures the secrecy of the SCD used for signature generation.

287 **T.DTBS_Forgery (Forgery of the DTBS-representation)** addresses the threat arising from modifications of the DTBS-representation sent to the TOE for signing which than does not correspond to the DTBS-representation corresponding to the DTBS the signatory intends to sign. The TOE counters this threat by the means of

- **OT.DTBS_Integrity_TOE** “DTBS-representation integrity inside the TOE“ by ensuring the integrity of the DTBS-representation inside the TOE.
- **OT.Trusted_Channel** “Trusted Channel” protects the verification authentication data and data to be signed during their transmission on demand of the signature-creation application.
- **OT.TOE_TC_DTBS** “Trusted channel of TOE for DTBS” enforces the use of the trusted channel in case of multiple signatures.

288 The TOE IT environment addresses T.DTBS_Forgery by the means of

- **OE.DTBS_Intend** “SCA sends data intended to be signed”, which ensures that the SCA sent only the intended data for signature-creation,
- **OE.DTBS_Protect**, which protect the DTBS-representation against alteration in transit between the SCA and the TOE.

289 **T.Sig_Forgery** “Forgery of the electronic signature)” deals with non-detectable forgery of the electronic signature. The **OT.Sig_Secure**, **OT.SCD_Unique** and **OE.CGA_Qcert** address this

threat in general. The **OT.Sig_Secure** “Cryptographic security of the electronic signature” ensures by means of robust cryptographic techniques that the signed data and the electronic signature are securely linked together. The **OT.SCD_Unique** “Uniqueness of the signature-creation data“ ensures that the same SCD cannot be generated more than once and the corresponding SVD cannot be included in another certificate by chance. The **OE.CGA_Qcert** “Generation of qualified certificates“ prevents forgery of the certificate for the corresponding SVD, which would result in false verification decision about a forged signature.

- 290 The threat **T.Abuse_Func** “Abuse of Functionality” is adverted directly by the security objective **OT.Prot_Abuse_Func** “Protection against abuse of functionality” preventing the use of TOE functions which are intended for the testing, the initialization and the personalization of the TOE and which must not be accessible after TOE delivery.
- 291 The threat **T.Information_Leakage** “Information Leakage from smart card chip” is adverted directly by the security objective **OT.Prot_Inf_Leak** “Protection against information leakage” addressing the protection against disclosure of confidential data (User Data or TSF data) stored and/or processed in the TOE by attacks including but not limited to use of side channels, fault injection or physical manipulation.
- 292 The threat **T.Malfunction** “Malfunction due to Environmental Stress” is adverted directly by the security objective **OT.Prot_Malfunction** “Protection against Malfunctions”.
- 293 The threat **T.Phys_Tamper** “Physical Tampering” is adverted directly by the security objectives **OT.Prot_Phys_Tamper** “Protection against physical tampering” and **OT.Tamper_ID** “Tamper Detection”.
- 294 The organisational security policy **OSP.HPC_Spec** “Compliance to HPC specifications” is implemented by security objectives for the TOE and the IT environment. The TOE security objectives **OT.SCD/SVD_Gen** “SCD/SVD generation” (cf. [17]), **OT.Sig_Secure** “Cryptographic security of the electronic signature“, **OT.DEC_Trans** “Document key decryption and transcipherment“, **OT.DS_CSA** “Digital signature-creation for client / server authentication“, **OT.Trusted_Channel** “Trusted Channel” and **OT.TSS** “Terminal support service“ implement the security services described in specified in [17], [18] and [20]¹⁶¹ referenced in the **OSP.HPC_Spec**. The TOE security objectives **OT.AC_CAMS** “Access control for management“, **OT.AC_Serv** “Access Control for TOE Functions” and **OT.Sig_SigF** “Signature generation function for the legitimate signatory only“ implement the protection of these security services. **OT.Data_Confident** “Confidentiality of internal data” and **OT.Data_Integrity** “Integrity of internal data” require the protection of the confidentiality and the integrity of the user data and the TSF data the specification relay on against any attacks. The **OE.Trusted_Channel** “Trusted Channel” address the trusted channel of card-to-card authentication. The **OE.PKI** “Public key infrastructure” establishes the public key infrastructure used in the HPC specification [18].
- 295 The organisational security policy **OSP.Enc** “Document decryption and transcipherment” is implemented by functionality addressed by **OT.Dec_Trans** “Document key decryption and transcipherment” and controlled by **OT.AC_Serv** “Access Control for TOE Functions”.
- 296 The organisational security policy **OSP.CSA** “Client-Server-Authentication” is implemented by functionality addressed by **OT.DS_CSA** “Digital signature-creation for client / server authentication” and controlled by **OT.AC_Serv** “Access Control for TOE Functions”.

¹⁶¹ [20] is a supplement of [17].

297 The organisational security policy **OSP.QSign** “Qualified electronic signatures” is implemented by the TOE security objectives

- **OT.SCD/SVD_Gen** “SCD/SVD generation”, **OT.SCD_Unique** “Uniqueness of the signature-creation data” and **OT.SCD_SVD_Corresp** “Correspondence between SVD and SCD” implement the requirements for secure generation of the SCD/SVD pair.
- **OT.Sig_Secure** “Cryptographic security of the electronic signature”, **OT.DTBS_Integrity_TOE** “DTBS-representation integrity inside the TOE” and **OT.Sigy_SigF** “Signature generation function for the legitimate signatory only” implement the signature-creation functionality and the corresponding access control.
- **OT.TOE_TC_DTBS** “Trusted channel of TOE for DTBS” addressing specific security objective in case the TOE shall generate more than 1 signature after successful authentication of the Signatory.
- **OT.Sigy_SigF** “Signature generation function for the legitimate signatory only” provides the signature generation function for the legitimate Signatory successfully authenticated only and protects the SCD against the use of others.

The security objective of the IT environment **OE.CGA_QCert** “Generation of qualified certificates” ensures qualified certificates for the HPC SVD.

298 The organisational security policy **OSP.Sigy_SSCD** “TOE as secure signature-creation device” is implemented by the TOE security objectives

- **OT.SCD/SVD_Gen** “SCD/SVD generation”, **OT.SCD_Unique** “Uniqueness of the signature-creation data” and **OT.SCD_SVD_Corresp** “Correspondence between SVD and SCD” implement the requirements for secure generation of the SCD/SVD pair.
- **OT.Sig_Secure** “Cryptographic security of the electronic signature” and **OT.Sigy_SigF** “Signature generation function for the legitimate signatory only” implement the signature-creation functionality.
- **OT.DTBS_Integrity_TOE** “DTBS-representation integrity inside the TOE” - the TOE must not alter the DTBS representation.

The security objective of the IT environment **OE.SSCD_Prov_Service** "Authentic SSCD provided by SSCD Provision Service" provides, initialises and personalises authentic TOE and delivers it as SSCD to the signatory.

299 The organisational security policy **OSP.CSP_QCert** “Qualified certificate” is implemented by functionality directly addressed by **OE.CGA_QCert** “Generation of qualified certificates”.

300 The organisational security policy **OSP.Sig_Non-Repud** “Non-repudiation of signatures” is mainly addressed by the

- **OT.SCD/SVD_Gen** “SCD/SVD generation”, **OT.SCD_Unique** “Uniqueness of the signature-creation data” and **OT.SCD_SVD_Corresp** “Correspondence between SVD and SCD” for generation of the SCD/SVD pair and **OE.CGA_QCert** “Qualified certificate”, which ensures that the SVD in the qualified certificate can be uniquely traced back to the HPC of the signatory as SSCD,

- **OT.Sig_Secure** “Cryptographic security of the electronic signature”, and **OT.Sigy_SigF** “Signature generation function for the legitimate signatory only” implementing the cryptographically secure digital signatures and the corresponding access control to trace the signature to the signatory’s willful act.

301 The security objectives for the environment **OD.Assurance** “Assurance Security Measures in Development and Manufacturing Environment” and **OD.Material** “Control over Smart Card Material” implement the security policy **OSP.Manufact** “Manufacturing of the Smart Card” in the development and manufacturing of the TOE.

302 The security objectives for the environment **OE.Pers_CAMS** “Secure initialization, personalization and management” implements the assumption **A.Pers_CAMS** “Personalization and management of the Smart Card” with respect of the concrete user and TSF data described in the specification [17] (cf. to **OSP.HPC_Spec**).

303 The security objectives for the IT environment **OE.Users** “Adequate usage of TOE and IT-Systems” implements directly the assumption **A.Users** “Adequate usage of TOE and IT-Systems”.

304 The assumption **A.CGA** “Trustworthy certification-generation application” is directly addressed by the security objectives for the IT environment **OE.CGA_QCert** “Generation of qualified certificates”.

305 The assumption **A.SCA** “Trustworthy signature-creation application” is directly addressed by the security objectives for the IT environment **OE.DTBS_Intend** “SCA sends data intended to be signed” and **OE.DTBS_Protect** “SCA protects the data intended to be signed”.

7.2 Security Requirements Rationale

306 All security objectives for the environment of the TOE are of the non-IT (organisational) type and hence need not to be met by security requirements for the IT environment.

7.2.1 Security Functional Requirements Coverage

307 The following table shows, which SFRs for the TOE support which security objectives of the TOE. The table shows, that every objective is supported by at least one SFR and that every SFR supports at least one objective.

	OT.AC_CAMS	OT.Data_Confident	OT.Data_Integrity	OT.Dec_Trans	OT.DS_CSA	OT.TSS	OT.AC_Serv	OT.SCD/SVD_Gen	OT.SCD_Unique	OT.SCD_SVD_Corresp	OT.Sig_Secure	OT.DTBS_Integrity_TOE	OT.TOE_TC_DTBS	OT.Trusted_Channel	OT.Sigy_SigF	OT.Prot_Abuse_Func	OT.Prot_Inf_Leak	OT.Prot_Malfunction	OT.Tamper_ID	OT.Prot_Phys_Tamper
FCS_RNG.1						x	x	x	x					x	x					
FCS_COP.1/SHA							x							x	x					

Health Professional Card

	OT.AC_CAMS	OT.Data_Confident	OT.Data_Integrity	OT.Dec_Trans	OT.DS_CSA	OT.TSS	OT.AC_Serv	OT.SCD/SVD_Gen	OT.SCD_Unique	OT.SCD_SVD_Corresp	OT.Sig_Secure	OT.DTBS_Integrity_TOE	OT.TOE_TC_DTBS	OT.Trusted_Channel	OT.Sigy_SigF	OT.Prot_Abuse_Func	OT.Prot_Inf_Leak	OT.Prot_Malfunction	OT.Tamper_ID	OT.Prot_Phys_Tamper
FCS_COP.1/CCA_SIGN							x							x	x					
FCS_COP.1/CCA_VERIF							x							x	x					
FCS_COP.1/3TDES														x						
FCS_COP.1/RMAC														x						
FCS_CKM.1.1/AKP								x	x	x										
FCS_CKM.1/Asym_Auth							x							x	x					
FCS_CKM.1/Sym_Auth														x						
FCS_CKM.4														x						
FCS_COP.1/Sign											x									
FCS_COP.1/CSA					x															
FCS_COP.1/RSA_DEC				x																
FCS_COP.1/RSA_TRANS				x																
FIA_AFL.1/CH							x													
FIA_AFL.1/PUK_CH							x													
FIA_AFL.1/QES																x				
FIA_AFL.1/PUK_QES																x				
FIA_SOS.1							x									x				
FIA_ATD.1							x									x				
FIA_UID.1	x					x	x									x				
FIA_UAU.1	x					x	x									x				
FIA_UAU.4							x						x	x	x					
FIA_UAU.5							x						x		x					
FIA_UAU.6							x						x	x	x					
FIA_API.1					x		x									x				
FDP_ACC.1/Sign		x	x					x					x		x					
FDP_ACF.1/Sign		x	x					x					x		x					
FDP_ACC.1/CH	x	x	x	x	x	x	x							x						
FDP_ACF.1/CH	x	x	x	x	x	x	x							x						
FDP_UCT.1							x							x	x					
FDP_UIT.1							x							x	x					
FDP_ITC.1				x																
FDP_ETC.1													x							
FDP_RIP.1		x											x							
FDP_SDI.2			x									x								
FMT_SMF.1	x						x									x				
FMT_SMR.1	x						x						x		x					
FMT_LIM.1		x	x				x								x	x				
FMT_LIM.2		x	x				x								x	x				
FMT_MSA.1															x	x				
FMT_MSA.2				x	x		x	x					x		x	x				

	OT.AC_CAMS	OT.Data_Confident	OT.Data_Integrity	OT.Dec_Trans	OT.DS_CSA	OT.TSS	OT.AC_Serv	OT.SCD/SVD_Gen	OT.SCD_Unique	OT.SCD_SVD_Corresp	OT.Sig_Secure	OT.DTBS_Integrity_TOE	OT.TOE_TC_DTBS	OT.Trusted_Channel	OT.Sigy_SigF	OT.Prot_Abuse_Func	OT.Prot_Inf_Leak	OT.Prot_Malfunction	OT.Tamper_ID	OT.Prot_Phys_Tamper
FMT_MSA.3							x													
FMT_MTD.1/INI	x																			
FMT_MTD.1/WR	x						x					x								
FMT_MTD.1/Admin	x						x							x						
FMT_MTD.1/CH	x	x					x													
FMT_MTD.1/Sigy	x	x												x						
FMT_MTD.1/PIN	x	x					x							x						
FMT_MTD.1/RPK_MOD							x					x		x						
FPT_EMSEC.1		x		x	x						x	x					x			
FPT_FLS.1		x	x														x	x		
FPT_PHP.1																			x	
FPT_PHP.3		x	x														x	x		x
FPT_RVM.1	x	x	x				x							x	x	x	x	x		
FPT_SEP.1		x	x												x	x	x			
FPT_TDC.1													x							
FPT_TST.1																	x	x		
FTP_ITC.1													x	x						

Table 8: Security functional requirements rationale

7.2.2 Security Functional Requirements Sufficiency

308 The security objective **OT.AC_CAMS** “Access control for management” mainly implemented by following SFRs:

- (i) The SFR **FMT_SMR.1** defines the Card Management System as known role of the TOE and the SFR **FMT_SMF.1** defines personalization as security management function.
- (ii) The SFRs **FIA_UID.1** and **FIA_UAU.1** require identification and authentication as necessary precondition for any action of the Card Management System (i.e. TSF mediated function is not allowed before the user is identified and successfully authenticated).
- (iii) The SFRs **FDP_ACC.1/CH** and **FDP_ACF.1/CH** limit the personalization activities for user data to the Card Management System.
- (iv) The SFRs **FMT_MTD.1/WR** limits the creation of the authentication reference data of the Cardholder and the PKI root for the card-to-card authentication to the Personalisation Agent.

- (v) The SFR **FMT_MDT.1/INI** defining that the Card Management System role shall be created by the Manufacturer.
- (vi) **FMT_MTD.1/CH** and **FMT_MTD.1/PIN** limiting the access to authentication reference data of the cardholder.
- (vii) **FMT_MTD.1/Admin**, **FMT_MTD.1/Sigy** and **FMT_MTD.1/PIN** limiting the access to authentication reference data of the signatory.
- (viii) **FPT_RVM.1** ensures that TSP enforcement functions are invoked and succeed before each function within the TSC is allowed to proceed.

309 The security objective **OT.Data_Confident** “Confidentiality of internal data” is implemented by following SFRs:

- (i) The SFRs **FMT_MTD.1/CH** and **FMT_MTD.1/PIN** protect the confidentiality of the PIN.CH and PUK.CH authentication reference data as Cardholder against reading, disabling and unauthorized modification.
- (ii) The SFRs **FMT_MTD.1/Sigy** and **FMT_MTD.1/PIN** protect the confidentiality of the PIN.QES and PUK.QES authentication reference data as Signatory against reading, disabling and unauthorized modification.
- (iii) The SFRs **FDP_ACC.1/Sign**, **FDP_ACF.1/Sign**, **FDP_ACC.1/CH** and **FDP_ACF.1/CH** protect the confidentiality the private keys against reading.
- (iv) The SFRs **FDP_ACC.1/CH** and **FDP_ACF.1/CH** ensure that only authenticated SMC and ASCA may read the EF.DM in DF.ESIGN and the EF.DM in DF.QES, while the cardholder may modify them.
- (v) The SFR **FDP_RIP.1** protects the misuse of residual user data.
- (vi) The SFRs **FMT_LIM.1** and **FMT_LIM.2** prevents misuse of test functionality in order to compromise user or TSF data.
- (vii) The SFRs **FPT_EMSEC.1**, **FPT_FLS.1**, **FPT_PHP.3**, **FPT_RVM.1** and **FPT_SEP.1** protect the confidential user data and TSF data against general smart card attacks.

310 The security objective **OT.Data_Integrity** “Integrity of internal data” is implemented by following SFRs:

- (i) The SFRs **FDP_ACC.1/Sign**, **FDP_ACF.1/Sign**, **FDP_ACC.1/CH** and **FDP_ACF.1/CH** protect the integrity of the user data under the TSC.
- (ii) The SFR **FDP_SDI.2** protects the internal stored user data against alteration.
- (iii) The SFRs **FMT_LIM.1** and **FMT_LIM.2** prevents misuse of test functionality in order to manipulate user or TSF data.
- (iv) The SFRs **FPT_FLS.1**, **FPT_PHP.3**, **FPT_RVM.1** and **FPT_SEP.1** protect the confidential user data and TSF data against general smart card attacks.

311 The security objective **OT.DEC_TRANS** “Document key decryption and transcipherment” addresses document cipher key decipherment with an internal private key and document cipher key transcipherment with internal private key and imported public key. It is implemented by the SFRs:

- (i) The SFRs **FCS_COP.1/RSA_DEC** and **FCS_COP.1/RSA_TRANS** provide the cryptographic operations.
- (ii) The SFRs **FDP_ACC.1/CH** and **FDP_ACF.1/CH** enforces access control for the service.
- (iii) The SFR **FDP_ITC.1** addresses import of the public key for transcipherment without security attributes.
- (iv) The SFR **FMT_MSA.2** enforces secure security attributes of the private key.
- (v) The SFR **FPT_EMSEC.1** protects the confidentiality of the private key during cryptographic operation.

312 The security objective **OT.DS_CSA** “Digital signature-creation for client / server authentication” address service for digital signature creation with an internal private signature key and is implemented by the SFRs:

- (i) The SFR **FCS_COP.1/CSA** provides the cryptographic operation.
- (ii) The SFR **FIA_API.1** describes digital signature-creation for client / server authentication as authentication of the TOE to a server.
- (iii) The SFRs **FDP_ACC.1/CH** and **FDP_ACF.1/CH** enforce access control for the service.
- (iv) The SFR **FMT_MSA.2** enforces secure security attributes of the private key.
- (v) The SFR **FPT_EMSEC.1** protects the confidentiality of the private key during cryptographic operation.

313 The security objective **OT.TSS** “Terminal support service” requires the TOE to provide a service of random number generation for the operational environment by means of command GET RANDOM. It is implemented by the SFRs:

- (i) The SFR **FCS_RNG.1** provides the random number generation.
- (ii) The SFRs **FIA_UID.1** and **FIA_UAU.1** allow usage of this service before the user is identified.
- (iii) The SFRs **FDP_ACC.1/CH** and **FDP_ACF.1/CH** enforce access control for the service allowing the terminal to use this service.

314 The security objective **OT.AC_Serv** “Access Control for TOE Security Services” addresses the implementation and the access control of the TOE security services. The human user authentication and the access control for these security services is implemented by following SFRs:

- (i) The SFRs **FCS_RNG.1**, **FCS_COP.1/SHA**, **FCS_COP.1/CCA_Sign**, **FCS_COP.1/CCA_Verif** and **FCS_CKM.1/Asym_Auth** provide the necessary cryptographic primitives for user authentication used to enforce **OT.AC_Serv**.
- (ii) The SFR **FMT_SMF.1** is capable of performing of the following management functions: Initialization, Personalization, Card Management, Modification of the PIN.CH, Modification of the PIN.QES and Modification of the security attribute “SCD operational” of the signature-creation data PrK.HC.QES.
- (iii) The SFR **FMT_SMR.1** defines the Card Management System, the Cardholder, the SMC, the Authorised signature-creation application and a Terminal as known roles of the TOE and **FIA_ATD.1** binds identity and role provided by the authentication.
- (iv) The SFR **FMT_MTD.1/PIN** enforces the user authentication by prevention of disabling the PIN:CH and PUK.CH.
- (v) The SFR **FIA_SOS.1** enforces the quality and **FIA_AFL.1** protects against guessing of PIN.CH and PUK.CH.
- (vi) The SFR **FMT_MTD.1/CH** limits the management of the authentication reference data to the Cardholder. These authentication reference data have initially been created by the administrator as specified by the SFR **FMT_MTD.1 / Admin**.
- (vii) The SFRs **FIA_UAU.4**, **FIA_UAU.5** and **FIA_UAU.6** implement the authentication mechanism used to enforce **OT.AC_Serv**.
- (viii) The SFR **FIA_API.1** implements the authentication of the TOE to users addressed by **OT.AC_Serv**.
- (ix) The SFRs **FIA_UID.1** and **FIA_UAU.1** allow the use of identified TSF mediated actions before identification and authentication of the user.
- (x) The SFRs **FDP_ACC.1/CH** and **FDP_ACF.1/CH** define the access controls rules for the use of the security services according to the HC Access Control SFP.
- (xi) The SFRs **FDP_UCT.1** and **FDP_UIT.1** enforce the HC Access Control SFP for import and export of user data.
- (xii) The SFRs **FMT_LIM.1** and **FMT_LIM.2** prevent the misuse of TOE functions intended for the testing, the initialization and the personalization of the TOE in the operational phase of the TOE.
- (xiii) The SFRs **FMT_MSA.2** and **FMT_MSA.3** allow the management of security attributes.
- (xiv) The SFR **FMT_MTD.1/RPK_MOD** prevents modification of the root public key as reference authentication data for users addressed in **FDP_ACC.1/CH** (except cardholder).The SFR **FMT_MTD.1/WR** restricts the ability to create the User Reference Authentication Data, and public keys of the root for CVC verification to the Personalisation Agent.
- (xv) The SFR **FPT_RVM.1** enforces non-bypassability of the access control enforcing the HC Access Control SFP.

-
- 315 The security objective **OT.SCD/SVD_Gen** “SCD/SVD generation“ requires the TOE to ensure that authorised users only invoke the generation of the SCD and the SVD. It is implemented by the following SFRs:
- (i) The SFRs **FDP_ACC.1/Sign** and **FDP_ACF.1/ Sign** limits the SCD/SVD generation to the Administrator.
 - (ii) The SFR **FCS_RNG.1** provides random number generation, the SFR **FCS_CKM.1/AKP** provides generation of the cryptographic key for RSA.
 - (iii) The SFR **FMT_MSA.2** requires secure security attributes in order to prevent re-generation of SCD/SVD pairs if SCD/SVD pair exists already.
- 316 The security objective **OT.SCD_Unique** “Uniqueness of the signature-creation data” is implemented by SFR **FCS_CKM.1/AKP** to generate the cryptographic key pair and **FCS_RNG.1** providing random numbers with sufficient entropy.
- 317 The security objective **OT.SCD_SVD_Corresp** “Correspondence between SVD and SCD” is implemented directly by the **FCS_CKM.1/AKP** to generate the cryptographic key pair.
- 318 The security objective **OT.Sig_Secure** “Cryptographic security of the electronic signature” is implemented by the SFR **FCS_COP.1/Sign**. In addition the SFR **FPT_EMSEC.1** protects the confidentiality of the private key during cryptographic operation.
- 319 The security objective **OT.DTBS_Integrity_TOE** “DTBS-representation integrity inside the TOE” is implemented directly by **FDP_SDI.2**.
- 320 The security objective **OT.TOE_TC_DTBS** “Trusted channel of TOE for DTBS” is implemented by the following SFRs:
- (i) The SFRs **FIA_UAU.4**, **FIA_UAU.5** and **FIA_UAU.6** implement the different authentication mechanism used to enforce **OT.TOE_TC_DTBS**.
 - (ii) The SFRs **FDP_ACC.1/Sign** and **FDP_ACF.1/Sign** enforcing the access control rule (cf. **ACF_ACF.1.2/Sign** clause 2).
 - (iii) The SFR **FMT_SMR.1** defines the rule of the Authorised signature-creation application.
 - (iv) The SFR **FDP_ETC.1** enforces the Signature-creation SFP and HC Access Control SFP when exporting user data, controlled under the SFP(s), outside of the TSC
 - (v) The SFR **FDP_RIP.1** protects the misuse of residual user data.
 - (vi) The SFR **FMT_MSA.2** requires secure security attributes in order to enforce the Signature-creation SFP.
 - (vii) The SFR **FMT_MTD.1/WR** restricts the ability to create the User Reference Authentication Data, and public keys of the root for CVC verification to the Personalisation Agent.
 - (viii) The SFR **FMT_MTD.1/RPK_MOD** prevents modification of the root public key as reference authentication data for users addressed in **FDP_ACC.1/Sign** (except cardholder).

- (ix) The SFR **FPT_EMSEC.1** protects the confidentiality of the private key during cryptographic operation.
 - (x) The **FPT_TDC.1** provides the capability to consistently interpret CVC when shared between the TSF and another trusted IT product.
 - (xi) The SFR **FTP_ITC.1** provides the protection of the confidentiality and integrity of the transmitted data.
- 321 The security objective **OT.Trusted_Channel** “Trusted Channel” as part of the TOE security services `Service_Asym_Mut_Auth_with_SM` and `Service_Sym_Mut_Auth_with_SM` is implemented by following SFRs:
- (i) The SFRs **FCS_CKM.1/Asym_Auth**, **FCS_CKM.1/Sym_Auth** and **FCS_RNG.1** establish and **FCS_CKM.4** destructs the secure messaging keys.
 - (ii) The SFRs **FCS_COP.1/SHA**, **FCS_COP.1/CCA_Sign**, **FCS_COP.1/CCA_Verif** provide the necessary cryptographic primitives for user authentication used to enforce **OT.Trusted_Channel**.
 - (iii) The SFRs **FCS_COP.1/3TDES** and **FCS_COP.1/RMAC** provide encryption, decryption, MAC calculation and MAC verification for secure messaging.
 - (iv) The SFRs **FDP_UCT.1**, **FDP_UIT.1** and **FTP_ITC.1** provide the protection of the confidentiality and integrity of the transmitted data.
 - (xvi) The SFRs **FDP_ACC.1/CH** and **FDP_ACF.1/CH** define the access controls rules for the use of the security services according to the HC Access Control SFP.
 - (v) The SFR **FIA_UAU.4** ensures the use of fresh cryptographic keys for the trusted channel,
 - (vi) The SFR **FIA_UAU.6** re-authenticates the communicating entity by checking the MAC of each commands received from this entity.
- 322 The security objective **OT.Sigy_SigF** “Signature generation function for the legitimate signatory only” is implemented by the following SFRs:
- (i) The SFRs **FCS_RNG.1**, **FCS_COP.1/SHA**, **FCS_COP.1/CCA_Sign**, **FCS_COP.1/CCA_Verif** and **FCS_CKM.1/Asym_Auth** provide the necessary cryptographic primitives for user authentication used to enforce **OT.Sigy_SigF**.
 - (ii) The SFR **FMT_SMR.1** defines the Administrator, the Signatory, the SMC, the Authorised signature-creation application and a Terminal as known roles of the TOE and **FIA_ATD.1** binds identity and role provided by the authentication.
 - (iii) The SFR **FMT_SMF.1** defines the security management function Modification of the PIN.QES (the legitimate Signatory must be successfully authenticated with PIN.QES).
 - (iv) The SFR **FMT_MTD.1/PIN** enforces the user authentication by prevention of disabling the PIN.QES and PUK.QES.
 - (v) The SFR **FIA_SOS.1** enforces the quality and **FIA_AFL.1** protects against guessing of PIN.QES and PUK.QES.

- (vi) The SFR **FMT_MTD.1/Sigy** limits the management of the authentication reference data to the Signatory. These authentication reference data have initially been created by the administrator as specified by the SFR **FMT_MTD.1 / Admin**.
- (vii) The SFRs **FIA_UAU.4**, **FIA_UAU.5** and **FIA_UAU.6** implement the authentication mechanism used to enforce **OT.Sigy_SigF**.
- (viii) The SFR **FIA_API.1** implements the authentication of the TOE to users addressed by **OT.Sigy_SigF**.
- (ix) The SFRs **FIA_UID.1** and **FIA_UAU.1** allow the use of identified TSF mediated actions before identification and authentication of the user.
- (x) The SFR **FDP_ACC.1/Sign** and **FDP_ACF.1/Sign** define the access controls rules for the use of the security services according to the Signature-creation SFP.
- (xi) The SFRs **FDP_UCT.1** and **FDP_UIT.1** enforce the Signature-creation SFP for import and export of user data.
- (xii) The SFRs **FMT_LIM.1** and **FMT_LIM.2** prevent the misuse of TOE functions intended for the testing, the initialization and the personalization of the TOE in the operational phase of the TOE.
- (xiii) The SFR **FMT_MSA.1** “Management of security attributes” restricts the ability to modify the security attributes SCD operational to Signatory.
- (xiv) The SFR **FMT_MSA.2** requires secure security attributes in order to enforce the Signature-creation SFP.
- (xv) The SFR **FMT_MTD.1/RPK_MOD** prevents modification of the root public key as reference authentication data for users addressed in **FDP_ACC.1/Sign** (except cardholder).
- (xvi) The SFR **FPT_RVM.1** enforces non-bypassability of the access control enforcing the Signature-creation SFP.

323 The security objective **OT.Prot_Abuse_Func** “Protection against abuse of functionality” is implemented by the following SFRs:

- (i) The SFRs **FMT_LIM.1** and **FMT_LIM.2** prevent the misuse of TOE functions intended for the testing, the initialization and the personalization of the TOE in the operational phase of the TOE.
- (ii) The SFRs **FPT_RVM.1** and **FPT_SEP.1** ensure that the protection of TOE functions intended for the testing, the initialization and the personalization of the TOE can not be bypassed or corrupted.
- (iii) The SFR **FMT_MSA.1** “Management of security attributes” restricts the ability to modify the security attributes SCD operational to Signatory.
- (iv) The SFR **FMT_MSA.2** requires secure security attributes in order to enforce the Signature-creation SFP.

324 The security objective **OT.Prot_Inf_Leak** “Protection against information leakage” is implemented by the following SFRs:

- (i) The SFR **FPT_EMSEC.1** protects user data and TSF data against information leakage through side channels.
- (ii) The SFR **FPT_TST.1** detects errors and the SFR **FPT_FLS.1** preserves a secure state in case of detected error which may cause information leakage e.g. through differential fault analysis.
- (iii) The SFR **FPT_PHP.3** resists physical manipulation of the TOE hardware to enforce information leakage e.g. by deactivation of countermeasures or changing the operational characteristics of the hardware.
- (iv) The SFRs **FPT_RVM.1** and **FPT_SEP.1** ensure that the TSF dealing with sensitive information or the TSF preventing information leakage can not be bypassed or corrupted.

325 The security objective **OT.Prot_Malfunction** “Protection against Malfunctions” is implemented by the following SFRs:

- (i) The SFR **FPT_TST.1** detects errors and the SFR **FPT_FLS.1** prevents information leakage by preserving a secure state in case of detected errors or insecure operational conditions where reliability and secure operation has not been proven or tested.
- (ii) The SFRs **FPT_RVM.1** and **FPT_SEP.1** ensure that the TSF detecting errors or insecure operational can not be bypassed or corrupted.
- (iii) The SFR **FPT_PHP.3** resists physical manipulation of the TOE hardware controlling the operational conditions e.g. sensors.

326 The security objective **OT.Tamper_ID** “Tamper Detection” is implemented directly by the SFR **FPT_PHP.1** "Passive detection of physical attack".

327 The security objective **OT.Prot_Phys_Tamper** “Protection against physical tampering” is implemented directly by the **SFR FPT_PHP.3**.

7.2.3 Dependency Rationale

SFR	Dependencies	Support of the Dependencies
FCS_RNG.1	No dependencies	n. a.
FCS_COP.1/SHA	[FDP_ITC.1 Import of user data without security attributes, or FDP_ITC.2 Import of user data with security attributes, or FCS_CKM.1 Cryptographic key generation] FCS_CKM.4 Cryptographic key destruction FMT_MSA.2 Secure security attributes	The cryptographic algorithm SHA-256 does not use any cryptographic key. Therefore none of the listed SFR are needed to be defined for this specific instantiation of FCS_COP.1/SHA.

SFR	Dependencies	Support of the Dependencies
FCS_COP.1/CCA_SIGN	[FDP_ITC.1 Import of user data without security attributes, or FDP_ITC.2 Import of user data with security attributes, or FCS_CKM.1 Cryptographic key generation] FCS_CKM.4 Cryptographic key destruction FMT_MSA.2 Secure security attributes	FCS_CKM.4, FMT_MSA.2 FCS_COP.1/CCA_VERIF is used for authentication of the TOE to other entities and therefore the key is TSF-data. The private key is written during initialization (cf. OE.Pers_CAMS).
FCS_COP.1/CCA_VERIF	[FDP_ITC.1 Import of user data without security attributes, or FDP_ITC.2 Import of user data with security attributes, or FCS_CKM.1 Cryptographic key generation] FCS_CKM.4 Cryptographic key destruction FMT_MSA.2 Secure security attributes	FCS_CKM.4, FMT_MSA.2 FCS_COP.1/CCA_VERIF is used for authentication and therefore the keys are TSF-data. The root public key is written during initialization (cf. OE.Pers_CAMS) and the other public keys are imported according to FPT_TDC.1.
FCS_COP.1/3TDES	[FDP_ITC.1 Import of user data without security attributes, or FDP_ITC.2 Import of user data with security attributes, or FCS_CKM.1 Cryptographic key generation] FCS_CKM.4 Cryptographic key destruction FMT_MSA.2 Secure security attributes	FCS_CKM.1/Asym_Auth or FCS_CKM.1/Sym_Auth according to the used authentication method, FCS_CKM.4, FMT_MSA.2
FCS_COP.1/RMAC	[FDP_ITC.1 Import of user data without security attributes, or FDP_ITC.2 Import of user data with security attributes, or FCS_CKM.1 Cryptographic key generation] FCS_CKM.4 Cryptographic key destruction FMT_MSA.2 Secure security attributes	FCS_CKM.1/Asym_Auth or FCS_CKM.1/Sym_Auth according to the used authentication method, FCS_CKM.4, FMT_MSA.2
FCS_CKM.1/AKP	[FCS_CKM.2 Cryptographic key distribution or FCS_COP.1 Cryptographic operation], FCS_CKM.4 Cryptographic key destruction, FMT_MSA.2 Secure security attributes	FCS_COP.1/Sign, FCS_CKM.4, FMT_MSA.2
FCS_CKM.1/Asym_Auth	[FCS_CKM.2 Cryptographic key distribution or FCS_COP.1 Cryptographic operation], FCS_CKM.4 Cryptographic key destruction, FMT_MSA.2 Secure security attributes	Generated keys are used for FCS_COP.1/3TDES and FCS_COP.1/RMAC in case of SM keys and FCS_CKM.1/Sym_Auth in case of introduction keys. FCS_CKM.4, FMT_MSA.2

Health Professional Card

SFR	Dependencies	Support of the Dependencies
FCS_CKM.1/Sym_Auth	[FCS_CKM.2 Cryptographic key distribution or FCS_COP.1 Cryptographic operation], FCS_CKM.4 Cryptographic key destruction, FMT_MSA.2 Secure security attributes	FCS_COP.1/3TDES, FCS_COP.1/RMAC, FCS_CKM.4, FMT_MSA.2
FCS_CKM.4	[FDP_ITC.1 Import of user data without security attributes or FCS_CKM.1 Cryptographic key generation], FMT_MSA.2 Secure security attributes	FCS_CKM.1, FMT_MSA.2
FCS_COP.1/Sign	[FDP_ITC.1 Import of user data without security attributes, or FDP_ITC.2 Import of user data with security attributes, or FCS_CKM.1 Cryptographic key generation] FCS_CKM.4 Cryptographic key destruction FMT_MSA.2 Secure security attributes	FCS_CKM.1/AKP, FCS_CKM.4, FMT_MSA.2
FCS_COP.1/CSA	[FDP_ITC.1 Import of user data without security attributes, or FDP_ITC.2 Import of user data with security attributes, or FCS_CKM.1 Cryptographic key generation] FCS_CKM.4 Cryptographic key destruction FMT_MSA.2 Secure security attributes	FCS_CKM.1/AKP, FCS_CKM.4, FMT_MSA.2
FCS_COP.1/RSA_DEC	[FDP_ITC.1 Import of user data without security attributes, or FDP_ITC.2 Import of user data with security attributes, or FCS_CKM.1 Cryptographic key generation] FCS_CKM.4 Cryptographic key destruction FMT_MSA.2 Secure security attributes	The SFR FCS_COP.1/RSA_DEC use keys, which are loaded or generated during the personalisation and not updated or deleted over the life time of the TOE. Therefore none of the listed SFR needed to be defined for this specific instantiations of FCS_COP.1.
FCS_COP.1/RSA_TRANS	[FDP_ITC.1 Import of user data without security attributes, or FDP_ITC.2 Import of user data with security attributes, or FCS_CKM.1 Cryptographic key generation] FCS_CKM.4 Cryptographic key destruction FMT_MSA.2 Secure security attributes	The SFR FCS_COP.1/RSA_DEC use private keys, which are loaded or generated during the personalisation and not updated or deleted over the lifetime of the TOE. Therefore none of the listed SFR needed to be defined for

SFR	Dependencies	Support of the Dependencies
		this specific instantiations of FCS_COP.1. The public key is imported according to FDP_ITC.1.
FIA_AFL.1/CH	FIA_UAU.1 Timing of authentication	fulfilled
FIA_AFL.1/CH_PUK	FIA_UAU.1 Timing of authentication	fulfilled
FIA_AFL.1/QES	FIA_UAU.1 Timing of authentication	fulfilled
FIA_AFL.1/QES_PUK	FIA_UAU.1 Timing of authentication	fulfilled
FIA_SOS.1	No dependencies	n. a.
FIA_ATD.1	No dependencies	n. a.
FIA_UID.1	No dependencies	n. a.
FIA_UAU.1	FIA_UID.1 Timing of identification	fulfilled
FIA_UAU.4	No dependencies	n. a.
FIA_UAU.5	No dependencies	n. a.
FIA_UAU.6	No dependencies	n. a.
FIA_API.1	No dependencies	n. a.
FDP_ACC.1/Sign	FDP_ACF.1 Security attribute based access control	FDP_ACF.1/Sign
FDP_ACF.1/Sign	FDP_ACC.1 Subset access control, FMT_MSA.3 Static attribute initialization	FDP_ACC.1/Sign, FMT_MSA.3
FDP_ACC.1/CH	FDP_ACF.1 Security attribute based access control	FDP_ACF.1/CH
FDP_ACF.1/CH	FDP_ACC.1 Subset access control, FMT_MSA.3 Static attribute initialization	FDP_ACC.1/CH, FMT_MSA.3
FDP_UCT.1	[FTP_ITC.1 Inter-TSF trusted channel, or FTP_TRP.1 Trusted path], [FDP_ACC.1 Subset access control, or FDP_IFC.1 Subset information flow control]	FTP_ITC.1 FDP_ACC.1/Sign and FDP_ACC.1/CH
FDP_UIT.1	[FTP_ITC.1 Inter-TSF trusted channel, or FTP_TRP.1 Trusted path], [FDP_ACC.1 Subset access control, or FDP_IFC.1 Subset information flow control]	FTP_ITC.1 FDP_ACC.1/Sign and FDP_ACC.1/CH
FDP_ITC.1	FDP_ACC.1 Subset access control, or FDP_IFC.1 Subset information flow control] FMT_MSA.3 Static attribute initialisation	FDP_ACC.1/Sign and FDP_ACC.1/CH, FMT_MSA.3

SFR	Dependencies	Support of the Dependencies
FDP_ETC.1	FDP_ACC.1 Subset access control, or FDP_IFC.1 Subset information flow control]	FDP_ACC.1/Sign and FDP_ACC.1/CH
FDP_RIP.1	No dependencies	n. a.
FDP_SDI.2	No dependencies	n. a.
FMT_SMF.1	No dependencies	n. a.
FMT_SMR.1	FIA_UID.1 Timing of identification	fulfilled
FMT_LIM.1	FMT_LIM.2	fulfilled
FMT_LIM.2	FMT_LIM.1	fulfilled
FMT_MSA.1	[FDP_ACC.1 Subset access control, or FDP_IFC.1 Subset information flow control] FMT_SMR.1 Security roles FMT_SMF.1 Specification of Management Functions	FDP_ACC.1/Sign, FMT_SMR.1, FMT_SMF.1
FMT_MSA.2	ADV_SPM.1 Informal TOE security policy model [FDP_ACC.1 Subset access control, or FDP_IFC.1 Subset information flow control] FMT_MSA.1 Management of security attributes FMT_SMR.1 Security roles	ADV_SPM.1 FDP_ACC.1/CH, FDP_ACC.1/Sign, FMT_SMR.1, FMT_MSA.1
FMT_MSA.3	FMT_MSA.1 Management of security attributes FMT_SMR.1 Security roles	fulfilled
FMT_MTD.1/INI	FMT_SMF.1 Specification of management functions, FMT_SMR.1 Security roles	fulfilled
FMT_MTD.1/WR	FMT_SMF.1 Specification of management functions, FMT_SMR.1 Security roles	fulfilled
FMT_MTD.1/Admin	FMT_SMF.1 Specification of management functions, FMT_SMR.1 Security roles	fulfilled
FMT_MTD.1/CH	FMT_SMF.1 Specification of management functions, FMT_SMR.1 Security roles	fulfilled
FMT_MTD.1/Sigy	FMT_SMF.1 Specification of management functions, FMT_SMR.1 Security roles	fulfilled
FMT_MTD.1/RPK_MOD	FMT_SMF.1 Specification of management functions, FMT_SMR.1	fulfilled

SFR	Dependencies	Support of the Dependencies
	Security roles	
FMT_MTD.1/PIN	FMT_SMF.1 Specification of management functions, FMT_SMR.1 Security roles	fulfilled
FPT_EMSEC.1	No dependencies	n. a.
FPT_FLS.1	ADV_SPM.1	fulfilled by EAL4
FPT_PHP.1	No dependencies	n. a.
FPT_PHP.3	No dependencies	n. a.
FPT_RVM.1	No dependencies	n. a.
FPT_SEP.1	No dependencies	n. a.
FPT_TDC.1	No dependencies	n. a.
FPT_TST.1	FPT_AMT.1 Abstract machine testing	The TOE consists of the software and its underlying hardware on which it is running. Thus there is no abstract machine to be tested.
FTP_ITC.1	No dependencies	n. a.

Table 9: Dependency rationale overview

7.2.4 Rationale for the Assurance Requirements

328 The EAL4 was chosen to permit a developer to gain maximum assurance from positive security engineering based on good commercial development practices, which though rigorous, do not require substantial specialist knowledge, skills, and other resources. EAL4 is the highest level at which it is likely to be economically feasible to retrofit to an existing product line. EAL4 is applicable in those circumstances where developers or users require a moderate to high level of independently assured security in conventional commodity TOEs and are prepared to incur additional security specific engineering costs.

329 The selection of the component ADV_IMP.2 provides a higher assurance for the implementation of the TOE especially for the absence of unintended functionality.

330 In the component AVA_MSU.3, an analysis of the guidance documentation by the developer is required to provide additional assurance that the objective has been met, and this analysis is validated and confirmed through testing for insecure states performed by the evaluator.

331 The TOE shall be shown to be resistant to penetration attacks with high attack potential as described in the threats and security objectives. Therefore the component AVA_VLA.4 was included to meet the security objectives.

332 The minimal strength of function “high” was selected to ensure resistance against direct attacks on functions based on probabilistic or permutational mechanisms.

333 The component ADV_IMP.2 has the following dependencies:

- ADV_LLD.1 Descriptive low-level design
- ADV_RCR.1 Informal correspondence demonstration
- ALC_TAT.1 Well-defined development tools

All of these are met or exceeded in the EAL4 assurance package.

334 The component AVA_MSU.3 has the following dependencies:

- ADO_IGS.1 Installation, generation, and start-up procedures
- ADV_FSP.1 Informal functional specification
- AGD_ADM.1 Administrator guidance
- AGD_USR.1 User guidance

All of these are met or exceeded in the EAL4 assurance package.

335 The component AVA_VLA.4 has the following dependencies:

- ADV_FSP.1 Informal functional specification
- ADV_HLD.2 Security enforcing high-level design
- ADV_IMP.1 Subset of the implementation of the TSF
- ADV_LLD.1 Descriptive low-level design
- AGD_ADM.1 Administrator guidance
- AGD_USR.1 User guidance

All of these are met or exceeded in the EAL4 assurance package.

7.2.5 Security Requirements – Mutual Support and Internal Consistency

336 The following part of the security requirements rationale shows that the set of security requirements for the TOE consisting of the security assurance requirements (SARs) and the security functional requirements (SFRs) together forms a mutually supportive and internally consistent whole.

337 The analysis of the TOE's security requirements with regard to their mutual support and internal consistency demonstrates:

The assurance class EAL4 is an established set of mutually supportive and internally consistent assurance requirements. The dependency analysis for the additional assurance components in section 7.2.4 Rationale for the Assurance Requirements shows that the assurance requirements are mutually supportive and internally consistent as all (additional) dependencies are satisfied and no inconsistency appears.

The dependency analysis in section 7.2.3 Dependency Rationale for the security functional requirements shows that the basis for mutual support and internal consistency between all defined functional requirements is satisfied. All dependencies between the chosen functional components are analyzed, and non-satisfied dependencies are appropriately explained.

338 The following additional reasons support consistency and mutual supportiveness of the SFRs. The chosen SFRs of class FCS implement the cryptographic algorithms as required by the HPC specification. The chosen SFRs of classes FIA and FDP support (i) the access control policy HC Access Control SFP as defined in the objective OT.AC_CAMS and OT.AC_Serv and (ii) the

access control policy Signature-creation SFP as defined in the objective OT.Sigy_SigF. The chosen SFRs of class FMT support the secure management of TSF data in a way, which is consistent to the policy HC Access Control SFP and Signature-creation SFP. The SFRs of all these classes (FCS, FIA, FDP, FMT) together provide the HPC services as defined in the TOE description (chapter 2 TOE Description). The remaining SFRs, chosen from class FPT define low level protection of the TOE against any attempt to bypass the security policy S HC Access Control SFP and Signature-creation SFP and the services defined in the specification.

In detail these connections between the SFRs can be seen from section 7.2.3 Dependency Rationale.

339 Inconsistency between functional and assurance requirements could only arise if there are functional-assurance dependencies which are not met, a possibility which has been shown not to arise in sections 7.2.3 Dependency Rationale and 7.2.4 Rationale for the Assurance Requirements. Furthermore, as also discussed in section 7.2.4 Rationale for the Assurance Requirements, the chosen assurance components are adequate for the functionality of the TOE. So the assurance requirements and security functional requirements support each other and there are no inconsistencies between the goals of these two groups of security requirements.

8 PP Application Notes

8.1 Glossary and Acronyms

Term	Definition
<i>Advanced electronic signature</i>	<p>an electronic signature which meets the following requirements:</p> <ul style="list-style-type: none"> (a) it is uniquely linked to the signatory; (b) it is capable of identifying the signatory; (c) it is created using means that the signatory can maintain under his sole control; and (d) it is linked to the data to which it relates in such a manner that any subsequent change of the data is detectable. <p>Advanced electronic signatures are based on certificate and uses digital signature.</p>
<i>Application note</i>	Optional informative part of the PP containing additional supporting information that is considered relevant or useful for the construction, evaluation, or use of the TOE (cf. CC part 1, section B.2.7).
<i>Card Application Management System</i>	Card Application Management System (CAMS) allows the loading of a new application or the creation of a new EF on MF level or DF.HPA after issuing of the HPC
<i>Card-to-Card authentication</i>	Authentication protocols between smart cards using the commands EXTERNAL AUTHENTICATE, INTERNAL AUTHENTICATE and MUTUAL AUTHENTICATE without key agreement, with agreement of symmetric keys as introduction keys (e.g. desSessionkey4Intro), trusted channel keys (e.g. desSessionkey4TC) or secure messaging keys (e.g. desSessionkey4SM).

Term	Definition
<i>Digital signature</i>	Asymmetric cryptographic mechanism to proof the integrity of data as being originated by the signer and to verify the integrity of data as being originated by the signer.
<i>Health Professional Data</i>	Personal data identifying the Health Professional holding the HPC as natural person
<i>IC Dedicated Software</i>	IC proprietary software embedded in a Security IC (also known as IC firmware) and developed by the IC Developer. Such software is required for testing purpose (IC Dedicated Test Software) but may provide additional services to facilitate usage of the hardware and/or to provide additional services (IC Dedicated Support Software).
<i>IC Dedicated Support Software</i>	That part of the IC Dedicated Software (refer to above) which provides functions after TOE Delivery. The usage of parts of the IC Dedicated Software might be restricted to certain phases.
<i>IC Dedicated Test Software</i>	That part of the IC Dedicated Software (refer to above) which is used to test the TOE before TOE Delivery but which does not provide any functionality thereafter.
<i>Initialisation Data</i>	Any data defined by the TOE Manufacturer and injected into the non-volatile memory by the Integrated Circuits manufacturer (Phase 2). These data are for instance used for traceability and for IC identification (IC identification data).
<i>Integrated circuit (IC)</i>	Electronic component(s) designed to perform processing and/or memory functions. The HPC's chip is an integrated circuit.
<i>Personalization</i>	The process by which personal data are brought into the TOE before it is handed to the cardholder
<i>Qualified electronic signature</i>	Advanced electronic signature generated by an secure-signature creation device and based on an qualified certificate.
<i>Secure messaging in encrypted mode</i>	Secure messaging using encryption and message authentication code according to ISO/IEC 7816-4
<i>Security Module Card</i>	Smart card providing security services in the health care environment.
<i>Security environment #1</i>	Default SE for use of the signature function in single signature mode. A use of a trusted channel is not required. It is possible to establish a trusted channel though.
<i>Security environment #2</i>	SE for use of the signature function in stack and comfort signature mode. A trusted channel is used between HPC/SMC-K for transmission of data to be signed in a health professional environment (verified by the card).
<i>Trusted channel</i>	Common Criteria [1], para. 89: a means by which a TSF and a remote trusted IT product can communicate with necessary confidence. HPC specification [17], Kap. 15: communication using secure messaging while the HPC is using a secure messaging key desSessionKey4SM to receive and to answer commands and the SMC is using a trusted channel key desSessionKey4TC to encrypt commands,, to calculate MAC for commands to decrypt command responses and to verify MAC of command responses.
<i>TSF data</i>	Data created by and for the TOE, that might affect the operation of the TOE (CC part 1 [1]).
<i>User data</i>	Data created by and for the user, that does not affect the operation of the TSF

Term	Definition
	(CC part 1 [1]).

Acronyms

Acronyms	Term
<i>2TDES</i>	2-key Triple-DES (using keys with an effective length of 112 bit)
<i>3TDES</i>	3-key Triple-DES (using keys with an effective length of 168 bit)
<i>CA</i>	Certification authority
<i>CAMS</i>	Card Application Management System
<i>CC</i>	Common Criteria
<i>CGA</i>	Certification generation application
<i>CSP</i>	Certification service provider
<i>CVC.CA_HPC.CS</i>	Certificate of the Certificate Service Provider for card verifiable certificates in the health care environment
<i>CVC.HPC.AUT</i>	Certificate of the public key PuK.HPC.AUT corresponding to the private key PrK.HPC.AUT of the HPC
<i>DTBS</i>	Data to be signed
<i>EAL</i>	Evaluation Assurance Level
<i>eHC</i>	Electronic health card
<i>HPC</i>	Health professional card
<i>IT</i>	Information Technology
<i>PIN.CH</i>	Global PIN of human user authentication for all HPC security services except the application for qualified signature
<i>PIN.QES</i>	DF-specific PIN of human user authentication used only for protection of the SigG/SigV-related private electronic signature key of the health professional.
<i>PP</i>	Protection Profile
<i>PrK.HP.AUT</i>	Private key for client-server authentication
<i>PrK.HP.ENC</i>	Private key to decipher document encryption keys
<i>PrK.HPC.AUT</i>	Private key for card-to-card authentication between TOE and external SMC or eHC
<i>PuK.CA_NN_HPC.CS</i>	Public Key of the Certificate Service Provider for card verifiable certificates in the health care environment
<i>PUK.CH</i>	Reset code for PIN.CH
<i>PUK.QES</i>	Reset code for PIN.QES
<i>PuK.RCA.CS</i>	Root public key for verification of the card verifiable certificate of the certificate service provide for card verifiable certificates in the health care environment
<i>RAD</i>	Reference authentication data
<i>SAR</i>	Security assurance requirements

Acronyms	Term
<i>2TDES</i>	2-key Triple-DES (using keys with an effective length of 112 bit)
<i>3TDES</i>	3-key Triple-DES (using keys with an effective length of 168 bit)
<i>SCA</i>	Signature-creation application
<i>SCD</i>	Signature-creation data
<i>SCS</i>	Signature-creation system
<i>SDO</i>	Signed data object
<i>SE#1</i>	Security environment #1
<i>SE#2</i>	Security environment #2
<i>SF</i>	Security Function
<i>SFP</i>	Security Function Policy
<i>SFR</i>	Security functional requirement
<i>SMC</i>	Security module card
<i>SOF</i>	Strength of Function
<i>SSCD</i>	Secure signature-creation device
<i>ST</i>	Security Target
<i>SVD</i>	Signature-verification data
<i>TOE</i>	Target of Evaluation
<i>TSF</i>	TOE security functions
<i>TSFI</i>	TSF Interface
<i>VAD</i>	Verification authentication data

8.2 Literature

Common Criteria

- [1] Common Criteria for Information Technology Security Evaluation, Part 1: Introduction and General Model; Version 2.3, August 2005, CCMB-2005-08-001
- [2] Common Criteria for Information Technology Security Evaluation, Part 2: Security Functional Requirements; Version 2.3, August 2005, CCMB-2005-08-002
- [3] Common Criteria for Information Technology Security Evaluation, Part 3: Security Assurance Requirements; Version 2.3, August 2005, CCMB-2005-08-003
- [4] Common Methodology for Information Technology Security Evaluation, Evaluation Methodology, Version 2.3, August 2005, CCMB-2005-08-004

Cryptography

- [5] Federal Office for Information Security (BSI) Technical Guideline TR-03111 Elliptic Curve Cryptography Based on ISO 15946, Version 1.00, 14.02.2007

-
- [6] BSI TR-03114 Technische Richtlinie für die Stapelsignatur mit dem Heilberufsausweis, Bundesamt für Sicherheit in der Informationstechnik, Version 2.0, 19.10.2007,
 - [7] BSI TR-03115 Technische Richtlinie für die Komfortsignatur mit dem Heilberufsausweis, Bundesamt für Sicherheit in der Informationstechnik, Version 2.0, 19.10.2007
 - [8] BSI TR-03116 Technische Richtlinie für eCard-Projekte der Bundesregierung, Version 3.0, April 2009
 - [9] Bekanntmachung zur elektronischen Signatur nach dem Signaturgesetz und der Signaturverordnung (Übersicht über geeignete Algorithmen), Bundesnetzagentur für Elektrizität, Gas, Telekommunikation, Post und Eisenbahnen, 17.November 2008, veröffentlicht im Bundesanzeiger Nr. 13, S. 346, am 27. Januar 2009
 - [10] ISO/IEC 14888-3: Information technology – Security techniques – Digital signatures with appendix – Part 3: Certificate-based mechanisms, 1999
 - [11] FEDERAL INFORMATION PROCESSING STANDARDS PUBLICATION FIPS PUB 46-3, DATA ENCRYPTION STANDARD (DES), Reaffirmed 1999 October 25, U.S. DEPARTMENT OF COMMERCE/National Institute of Standards and Technology
 - [12] Federal Information Processing Standards Publication 180-2 SECURE HASH STANDARD (+ Change Notice to include SHA-224), U.S. DEPARTMENT OF COMMERCE/National Institute of Standards and Technology, 2002 August 1
 - [13] ISO 7816, Identification cards – Integrated circuit(s) cards with contacts, Part 4: Organization, security and commands for interchange, FDIS 2005
 - [14] PKCS #1: RSA Cryptography Specifications, Version 2.1. RSA Laboratories, 14.06.2002

Protection Profiles

- [15] Security IC Platform Protection Profile, Version 1.0, 15.06.2007, developed by Atmel, Infineon Technologies AG, NXP Semiconductors, Renesas Technology Europe Ltd., STMicroelectronics, BSI-CC-PP-0035
- [16] Protection Profile Secure Signature Creation Device Type 2 resp Type 3, registered and certified by Bundesamt für Sicherheit in der Informationstechnik (BSI) under the reference BSI-PP-0005-2002T resp. BSI-PP-0006-2002T, also short SSVG-PPs or CWA14169

Other

- [17] Specification German Health Professional Card and Security Module Card - Part 1: Commands, Algorithms and Functions of the COS Platform, Version 2.3.0, 04.07.2008, Bundesärztekammer, Kassenärztliche Bundesvereinigung, Bundeszahnärztekammer, Bundespsychotherapeutenkammer, Kassenzahnärztliche Bundesvereinigung, Bundesapothekerkammer, Deutsche Krankenhaus-Gesellschaft

- [18] Specification German Health Professional Card and Security Module Card - Part 2: HPC Applications and Functions, Version 2.3.0, 04.07.2008, Bundesärztekammer, Kassenärztliche Bundesvereinigung, Bundeszahnärztekammer, Bundespsychotherapeutenkammer, Kassenzahnärztliche Bundesvereinigung, Bundesapothekerkammer, Deutsche Krankenhaus-Gesellschaft
- [19] Specification German Health Professional Card and Security Module Card - Part 3: SMC Applications and Functions, Version 2.3.0, 04.07.2008, Bundesärztekammer, Kassenärztliche Bundesvereinigung, Bundeszahnärztekammer, Bundespsychotherapeutenkammer, Kassenzahnärztliche Bundesvereinigung, Bundesapothekerkammer, Deutsche Krankenhaus-Gesellschaft
- [20] Specification Related Questions Nr. 0001 bis 0003, 08.08.2008, Bundesärztekammer, Kassenärztliche Bundesvereinigung, Bundeszahnärztekammer, Bundespsychotherapeutenkammer, Kassenzahnärztliche Bundesvereinigung, Bundesapothekerkammer, Deutsche Krankenhaus-Gesellschaft
- [21] Einführung der Gesundheitskarte. Konnektorspezifikation, Version 2.8.0, gematik Gesellschaft für Telematikanwendungen der Gesundheitskarte mbH 12.06.2008
- [22] Einführung der Gesundheitskarte. Registrierung einer CVC-CA der zweiten Ebene Version 1.5.0, 18.03.2008
- [23] Sozialgesetzbuch Fünftes Buch Gesetzliche Krankenversicherung, in der Fassung des Gesetzes zur Sicherung der nachhaltigen Finanzierungsgrundlagen der gesetzlichen Rentenversicherung (RV-Nachhaltigkeitgesetz) vom 21. Juli 2004 (BGBl. I S. 1791)
- [24] Verordnung zur elektronischen Signatur (Signaturverordnung - SigV), "Signaturverordnung vom 16. November 2001 (BGBl. I S. 3074), zuletzt geändert durch Artikel 9 Abs. 18 des Gesetzes vom 23. November 2007 (BGBl. I S. 2631)"
- [25] Gesetz über Rahmenbedingungen für elektronische Signaturen (Signaturgesetz - SigG) "Signaturgesetz vom 16. Mai 2001 (BGBl. I S. 876), zuletzt geändert durch Artikel 4 des Gesetzes vom 26. Februar 2007 (BGBl. I S. 179)"
- [26] Anwendungshinweise und Interpretationen zum Schema, AIS 20, Version 1, 02.12.1999, Bundesamt für Sicherheit in der Informationstechnik
- [27] Anwendungshinweise und Interpretationen zum Schema, AIS 31: Funktionalitätsklassen und Evaluationsmethodologie für physikalische Zufallszahlengeneratoren, Version 1, 25.09.2001, Bundesamt für Sicherheit in der Informationstechnik
- [28] Einführung der Gesundheitskarte, Verwendung kryptographischer Algorithmen in der Telematikinfrastruktur, gematik mbH, Version 1.4.0, (freigegeben), 10.07.2008